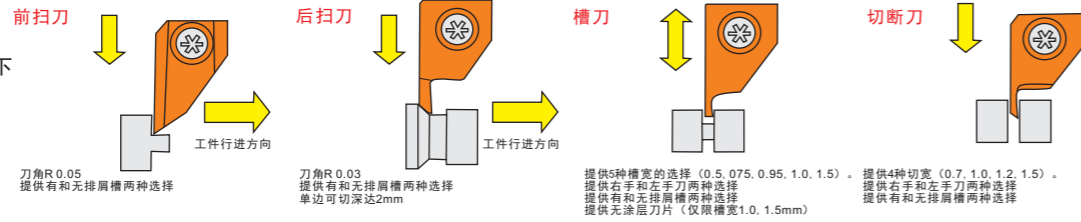
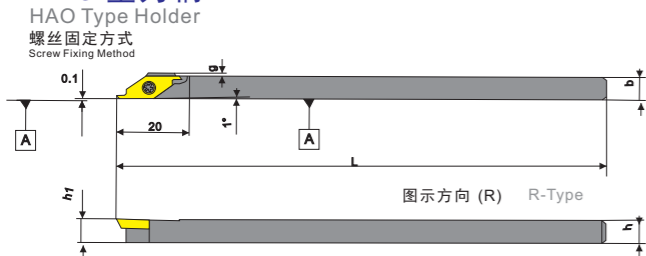


放射型刀座用刀柄
Radial Holder

- 舍弃式刀片和刀柄
- 最适合:加工Ø7mm以下的小直径零部件
- 新涂层:采用纳米涂层
- 对应:前扫刀,后扫刀,槽刀,切断刀



HAO型刀柄
HAO Type Holder



特点~与现用焊接刀相比,提高了其长寿命,高品质,便利性。
Features - Compared With The Current Welding Knives, It Has Improved Its Long Life, High Quality And Convenience.

零配件 (Toolholder Parts): P01-P04

刀柄型号 Tool Holder Model	库存		尺寸 (mm)				适用刀片 适用刀片	零件		Order Number	Price (RMB)
	R	L	h	b	L	g		螺母	扳手		
HAO R/L07	●	●	7	7	7	0.5	HAOF HAOB HAOC	M2.5X7	T8	201100	300
HAO R/L08	●	●	8	8	8	0.5				201102	300
HAO R/L095	●	●	9.5	9.5	140	9.5				201104	300
HAO R/L10	●	●	10	10	10	0.0				201106	300
HAO R/L12	●	●	12	12	12	12			201108	300	

HAOC型刀片 (切断刀)
HAOC Type Insert (cutting Turning)

形状 Shape	刀尖形状 Tip Shape	刀柄型号 Tool Holder Model	排槽	尺寸 (mm)				库存	Order Number	Price (RMB)
				内接圆	厚度 W	L	ε			
		HAOC070R/L	无	6.35	2.38	0.7	3.0	● ●	201200	200
		HAOC120R/L						● ●	201202	200
		HAOC150R/L						● ●	201204	200
		HAOC070R/LB						● ●	201206	200
		HAOC100R/LB	有	6.35	2.38	0.7	3.0	● ●	201208	200
		HAOC120R/LB						● ●	201210	200
		HAOC120R/LB						● ●	201212	200
		HAOC150R/LB05						● ●	201214	200

HAOB型刀片 (后扫刀)
HAOB Type Insert (rear Sweeping Turning)

形状 Shape	刀尖形状 Tip Shape	刀柄型号 Tool Holder Model	排槽	尺寸 (mm)				库存	Order Number	Price (RMB)
				内接圆	厚度 W	L	ε			
		HAOB035 R/L	无	6.35	2.38	0.03	0.03	● ●	201300	200
		HAOB035 R/LB						● ●	201302	200

HAOF型刀片 (前扫刀)
HAOF Type Insert (front Sweeping Turning)

形状 Shape	刀尖形状 Tip Shape	刀柄型号 Tool Holder Model	排槽	尺寸 (mm)				库存	Order Number	Price (RMB)
				内接圆	厚度 W	L	ε			
		HAOF0533 R/L	无	6.35	2.38	0.05	0.05	● ●	201400	200
		HAOF0533 R/LB						● ●	201402	200
		HAOF0533 R/L03005	无	6.35	2.38	0.05	MAX	● ●	201404	200
		HAOF0533 R/LB03005						● ●	201406	200

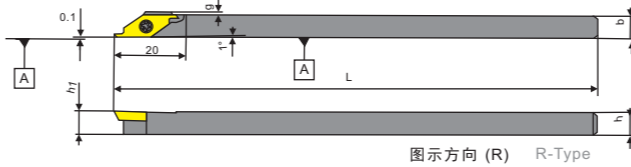
HAOG型刀片 (槽刀)
HAOG Type Insert (slot Cutter)

形状 Shape	刀尖形状 Tip Shape	刀柄型号 Tool Holder Model	排槽	尺寸 (mm)				库存	Order Number	Price (RMB)
				内接圆	厚度 W	L	ε			
		HAOG050 R/L	无	6.35	2.38	0.50	1.0	● ●	201500	200
		HAOG75 R/L						● ●	201502	200
		HAOG095 R/L						● ●	201504	200
		HAOG100 R/L						● ●	201506	200
		HAOG150 R/L						● ●	201508	200
		HAOG050 R/LB	有	6.35	2.38	0.50	1.0	● ●	201510	200
		HAOG075 R/LB						● ●	201512	200
		HAOG095 R/LB						● ●	201514	200
		HAOG100 R/LB						● ●	201516	200
		HAOG150 R/LB						● ●	201518	200

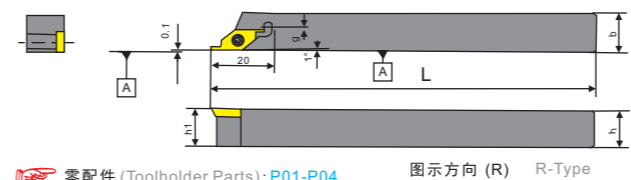
形状 Shape	刀尖形状 Tip Shape	刀柄型号 Tool Holder Model	排槽	尺寸 (mm)				库存	Order Number	Price (RMB)
				内接圆	厚度 W	L	ε			
		HAOG100R/L	无	6.35	2.38	1.00	2.0	● ●	201600	200
		HAOG150R/L						● ●	201602	200

CSV型
凸轮车床加工用

CSV 型刀柄 螺丝固定方式 35° 菱形正角型 放射型刀座用



CSV-NC 型刀柄螺丝固定方式 35° 菱形正角型 放射型刀座用



零配件 (Toolholder Parts): P01-P04

前车削 CSVF型
Front Turning CSVF Type

形状 Shape	刀尖形状 Tip Shape	刀柄型号 Tool Holder Model	排槽	尺寸 (mm)				库存	Order Number	Price (RMB)
				内接圆	厚度 W	L	ε			
		CSVF11FR/LV	无	6.35	2.38	0.00	0.00	● ●	201700	300
		CSVF11FR/LV-A						● ●	201702	300
		CSVF11FR/LV-M						● ●	201704	300
		CSVF11FR/LV-C						● ●	201706	300
		CSVF11FR/LV-B						● ●	201708	300
		CSVF11FR/LVB-A	有	6.35	2.38	0.00	0.00	● ●	201710	300
		CSVF11FR/LVB-M						● ●	201712	300
		CSVF11FR/LVB-C						● ●	201714	300
		CSVF11FR/LVB						● ●	201716	300

切断刀 CSVC型
Cutting Turning CSVB Type

形状 Shape	刀尖形状 Tip Shape	刀柄型号 Tool Holder Model	排槽	尺寸 (mm)				库存	Order Number	Price (RMB)
				内接圆	厚度 W	L	ε			
		CSV11FR/LV06	无	6.35	2.38	0.00	0.00	● ●	201800	300
		CSV11FR/LV07						● ●	201802	300
		CSV11FR/LV08						● ●	201804	300
		CSV11FR/LV09						● ●	201806	300
		CSV11FR/LV10						● ●	201808	300
		CSV11FR/LV13						● ●	201810	300
		CSV11FR/LV15						● ●	201812	300
		CSV11FR/LV06						● ●	201814	300
		CSV11FR/LV07						● ●	201816	300
		CSV11FR/LV08						● ●	201818	300
		CSV11FR/LVB07	有	6.35	2.38	0.00	0.00	● ●	201820	300
		CSV11FR/LVB09						● ●	201822	300
		CSV11FR/LVB10						● ●	201824	300
		CSV11FR/LVB13						● ●	201826	300
		CSV11FR/LVB15						● ●	201828	300

螺纹车削 CSVT型
Thread Cutting CSVT Type

形状 Shape	刀尖形状 Tip Shape	刀柄型号 Tool Holder Model	排槽	尺寸 (mm)				库存	Order Number	Price (RMB)
				内接圆	厚度 W	L	ε			
		CSV11FR/L P60-035A	无	6.35	2.38	0.2	MAX	● ●	201900	300
		CSV11FR/L P60-035B						● ●	201902	300

刀柄型号 Tool Holder Model	库存		尺寸 (mm)				适用刀片 适用刀片	零件		Stock	Order Number	Price (RMB)	
	R	L	h	b	L	g		螺母	扳手				
CSVR/L07GX	●	●	7	7	85	7	0.5	CSVF CSVB CSVN CSVG CSVV	M2.5X7	T8	● ●	202100	300
CSVR/L07	●	●	7	7	140	7	0.5				● ●	202102	300
CSVR/L08GX	●	●	8	8	85	8	0.5				● ●	202104	300
CSVR/L08	●	●	8	8	140	8	0.5				● ●	202106	300
CSVR/L095	●	●	9.5	9.5	140	9.5	0.5				● ●	202108	300
CSVR/L10	●	●	10	10	10	10	0.0				● ●	202110	300
CSVR/L12GX	●	●	12	12	85	12	0.0				● ●	202112	300
CSVR/L12	●	●	12	12	140	12	0.0				● ●	202114	300
CSVR/L08NC	●	●	8	8	120	8	0.0				● ●	202116	300
CSVR/L10GXNC	●	●	10	10	85	10	0.0				● ●	202118	300
CSVR/L10NC	●	●	10	10	120	10	0.0	● ●	202120	300			
CSVR/L12NC	●	●	12	12	120	12	0.0	● ●	202122	300			

后车削 CSVB型
Rear turning CSVB Type

形状 Shape	刀尖形状 Tip Shape	刀柄型号 Tool Holder Model	排槽	尺寸 (mm)				库存	Order Number	Price (RMB)
				内接圆	厚度 W	L	ε			
		CSVB11FR/LV	无	6.35	2.38	0.00	0.00	● ●	202200	300
		CSVB11FR/LV-A						● ●	202202	300
		CSVB11FR/LV-M						● ●	202204	300
		CSVB11FR/LV-C						● ●	202206	300
		CSVB11FR/LV-B						● ●	202208	300
		CSVB11FR/LVB-A	有	6.35	2.38	0.00	0.00	● ●	202210	300
		CSVB11FR/LVB-M						● ●	202212	300
		CSVB11FR/LVB-C						● ●	202214	300
		CSVB11FR/LVB						● ●	202216	300
		CSVB11FR/LVB12						● ●	202218	300
		CSVB11FR/LVB12	有	6.35	2.38	0.00	0.00	● ●	202220	300
		CSVB11FR/LVB14						● ●	202222	300
		CSVB11FR/LVX	无	6.35	2.38	0.00	0.00	● ●	202224	300

槽刀 CSVG型
Slot Cutter CSVG Type

形状 Shape	刀尖形状 Tip Shape	刀柄型号 Tool Holder Model	排槽	尺寸 (mm)				库存	Order Number	Price (RMB)
				内接圆	厚度 W	L	ε			
		CSVG11FR/LV025	无	6.35	2.38	0.00	0.00	● ●	202300	300
		CSVG11FR/LV030						● ●	202302	300
		CSVG11FR/LV035						● ●	202304	300
		CSVG11FR/LV040						● ●	202306	300
		CSVG11FR/LV045						● ●	202308	300
		CSVG11FR/LV050						● ●	202310	300
		CSVG11FR/LV055						● ●	202312	300
		CSVG11FR/LV060						● ●	202314	300
		CSVG11FR/LV065						● ●	202316	300
		CSVG11FR/LV070						● ●	202318	300
		CSVG11FR/LV075						● ●	202320	300
		CSVG11FR/LV080						● ●	202322	300
		CSVG11FR/LV085						● ●	202324	300
		CSVG11FR/LV090						● ●	202326	300
		CSVG11FR/LV095						● ●	202328	300
CSVG11FR/LV100	● ●	202330	300							
CSVG11FR/LV110	● ●	202332	300							
CSVG11FR/LV120	● ●	202334	300							
CSVG11FR/LV130	● ●	202336	300							
CSVG11FR/LV140	● ●	202338	300							
CSVG11FR/LV150	● ●	202340	300							

车削刀柄

CSV 凸轮车床刀具

DS 刀柄

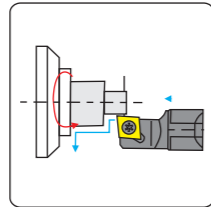
正面排刀

Y轴刀柄

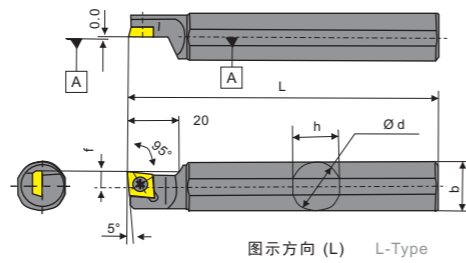
前车削

后车削

DS-SCLL型
DS-SCLL Type



外圆/端面车削
External / End Face Turning

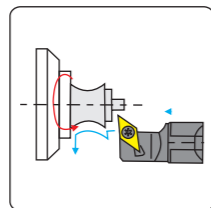


图示方向 (L) L-Type

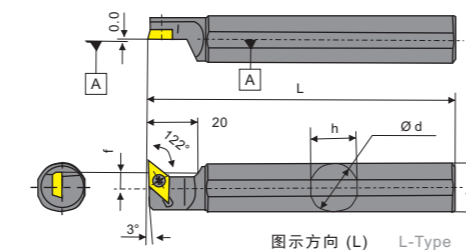
刀片 (Inserts): A15-A16
零配件 (Toolholder Parts): P01-P04

刀把型号 Ordering code	尺寸 Dimensions					刀片 Insert	扳手 Wrench	螺丝 Screw	Stock		Order Number	Price (RMB)
	ød	h	b	L	f				R	L		
DS-SCLL 14F-06	14	13	13	80	6.0	CC..0602..	T8	M2.5×7	○	●	202400	300
15H-06	15.875	15	15	100	6.0				○	●	202402	300
16F-06	16	15	15	80	6.0				○	●	202404	300
19-06	19.05	18	18	120	6.0				○	●	202406	360
20X-06	20	19	19	95	6.0				○	●	202408	360
20-06	20	19	19	120	6.0				○	●	202410	360
22-06	22	21	21	120	6.0				○	●	202412	410
25-06MET	25	24	24	120	6.0				○	●	202414	410
25-06	25.4	24	24	150	6.0				○	●	202416	420
14F-09	14	13	13	80	6.0				CC.09T3..	T15	M4.0×8	○
15H-09	15.875	15	15	100	6.0	○	●	202420				300
16F-09	16	15	15	80	6.0	○	●	202422				300
19G-09	19.05	18	18	85	6.0	○	●	202424				300
19-09	19.05	18	18	120	6.0	○	●	202426				360
20X-09	20	19	19	95	6.0	○	●	202428				360
20-09	20	19	19	120	6.0	○	●	202430				360
22-09	22	21	21	120	6.0	○	●	202432				410
25-09MET	25	24	24	120	6.0	○	●	202434				410
25-09	25.4	24	24	150	6.0	○	●	202436				420

DS-SDUL型
DS-SDUL Type



外圆/端面车削
External / End Face Turning



图示方向 (L) L-Type

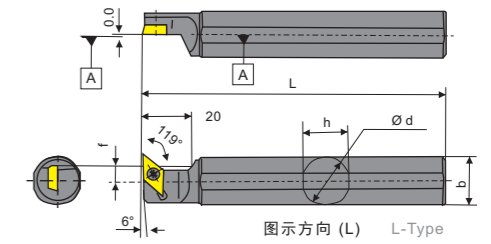
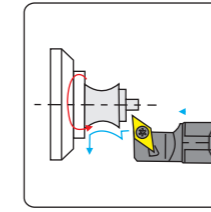
刀片 (Inserts): A17-A18
零配件 (Toolholder Parts): P01-P04

刀把型号 Ordering code	尺寸 Dimensions					刀片 Insert	扳手 Wrench	螺丝 Screw	Stock		Order Number	Price (RMB)			
	ød	h	b	L	f				R	L					
DS-SDUL 14F-07	14	13	13	80	6.0	DC..0702..	T8	M2.5×7	○	●	202500	300			
15H-07	15.875	15	15	100	6.0				○	●	202502	300			
16F-07	16	15	15	80	6.0				○	●	202504	300			
16X-07	16	15	15	120	6.0				○	●	202506	300			
19-07	19.05	18	18	120	6.0				○	●	202508	360			
20X-07	20	19	19	95	6.0				○	●	202510	360			
20-07	20	19	19	120	6.0				○	●	202512	360			
22-07	22	21	21	120	6.0				○	●	202514	410			
14F-11	14	13	13	80	6.0				DC.11T3..	T15	M4.0×10	○	●	202516	300
16F-11	16	15	15	80	6.0							○	●	202518	300
19-11	19.05	18	18	120	6.0	○	●	202520				360			
19-11SPL	19.05	18	18	160	6.0	○	●	202522				360			
20X-11	20	19	19	95	11.0	○	●	202524				410			
20-11	20	19	19	120	10	○	●	202526				410			
22-11	22	21	21	120	10	○	●	202528				420			
25-11MET	25	25	25	120	10	○	●	202530				420			
25-11	25.4	25.4	25.4	150	10	○	●	202532				420			

DS-SDXL型
DS-SDXL Type

外圆/端面车削
External / End Face Turning

刀片 (Inserts): A17-A18
零配件 (Toolholder Parts): P01-P04



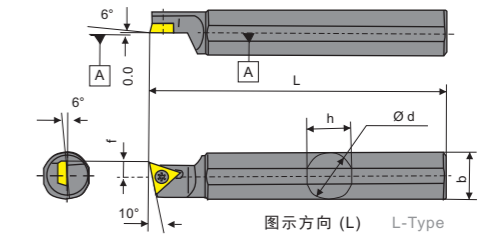
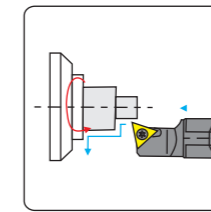
图示方向 (L) L-Type

刀把型号 Ordering code	尺寸 Dimensions					刀片 Insert	扳手 Wrench	螺丝 Screw	Stock		Order Number	Price (RMB)
	ød	h	b	L	f				R	L		
DS-SDXL 19-11	19.05	19.05	19.05	120	10	DC.11T3..	T15	M4.0×10	○	●	202534	400
20X-11	20	20	20	95	10				○	●	202536	400
20-11	20	20	20	120	10				○	●	202538	400
25-11MET	25	25	25	120	10				○	●	202540	450

DS-PTXL型
DS-PTXL Type

外圆/端面车削
External / End Face Turning

刀片 (Inserts): A09-A10
零配件 (Toolholder Parts): P01-P04



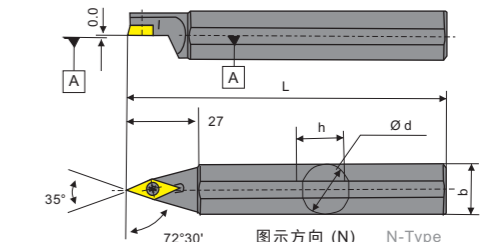
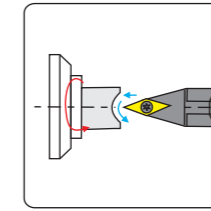
图示方向 (L) L-Type

刀把型号 Ordering code	尺寸 Dimensions					刀片 Insert	扳手 Wrench	螺丝 Screw	Stock		Order Number	Price (RMB)
	ød	h	b	L	f				R	L		
DS-PTXNR/L 19-33	19.05	18	18	120	11	TN..1604..	T15	M3.5×13T	○	●	202600	500
20-33	20	19	19	120	11				○	●	202602	500
22-33	22	21	21	120	12				○	●	202604	500
25M-33	25.4	24	24	150	13				○	●	202606	500

DS-SVVPN型
DS-SVVPN Type

端面车削
End Face Turning

刀片 (Inserts): A23-A24
零配件 (Toolholder Parts): P01-P04



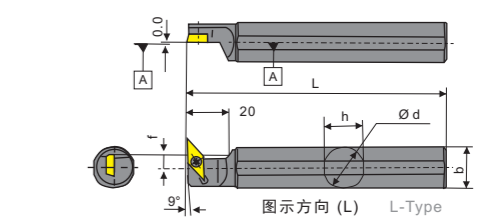
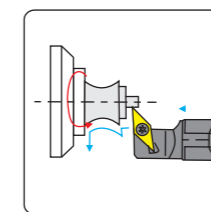
图示方向 (N) N-Type

刀把型号 Ordering code	尺寸 Dimensions					刀片 Insert	扳手 Wrench	螺丝 Screw	Stock		Order Number	Price (RMB)
	ød	h	b	L	f				N			
DS-SVVPN 15-11	15.875	15	15	120	0	VP..1103..	T8	M2.5×7	○	●	202607	500
19-11	19.05	18	18	120	0				○	●	202608	500
22-11	22	21	21	120	0				○	●	202610	500
25-11	25.4	24	24	150	0				○	●	202612	500

DS-SVXL型
DS-SVX Type

外圆/端面车削
External / End Face Turning

刀片 (Inserts): A23-A24
零配件 (Toolholder Parts): P01-P04



图示方向 (L) L-Type

刀把型号 Ordering code	尺寸 Dimensions					刀片 Insert	扳手 Wrench	螺丝 Screw	Stock		Order Number	Price (RMB)
	ød	h	b	L	f				R	L		
DS-SVXL 14F-11	14	13	13	80	10	DC..0702..	T8	M2.5×7	○	●	202700	300
15H-11	15.875	15	15	100	10				○	●	202702	300
16F-11	16	15	15	80	10				○	●	202704	300
19-11	19.05	18	18	120	10				○	●	202706	400
19-11SPL	19.05	18	18	160	11				○	●	202708	400
20X-11	20	19	19	95	10				○	●	202710	400
20-11	20	19	19	120	10				○	●	202712	500
22-11	22	21	21	120	10				○	●	202714	500
25-11	25.4	24	24	150	10				○	●	202716	500
DS-SVXPL 19-08	19.05	18	18	120	10				DC.11T3..	T15	M4.0×10	○
20-08	20	19	19	120	10	○	●	202720				500
22-08	22	21	21	120	10	○	●	202722				500
25-08	25.4	24	24	150	10	○	●	202724				500

车削刀柄

CSV 凸轮车床刀具

DS 刀柄

正面排刀

Y轴刀柄

前车削

后车削

小径切槽切断螺纹

小孔加工

滚花车花

焊接车刀夹头

外圆车削

内孔车削

螺纹车削

切槽切断

端面切槽

车削刀柄

CSV 凸轮车床刀具

DS 刀柄

正面排刀

Y轴刀柄

前车削

后车削

小径切槽切断螺纹

小孔加工

滚花车花

焊接车刀夹头

外圆车削

内孔车削

螺纹车削

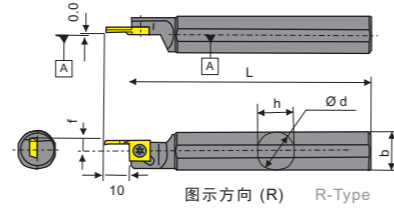
切槽切断

端面切槽

DS-LBMB 型

DS-LBMB Type

刀片 (Inserts): AB08
零配件 (Toolholder Parts): P01-P04



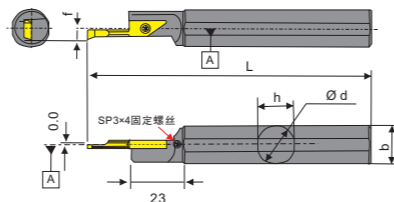
图示方向 (R) R-Type

刀把型号 Ordering code	尺寸 Dimensions					刀片 Insert	扳手 Wrench	螺丝 Screw	Stock		Order Number	Price (RMB)
	ød	h	b	L	f				R	L		
DS-LBMB 14F	14	13	13	80	6.0	LBMD-S LBM(C)3080 LBM(E)2060 LBMD1020	T15	M4.0×10	○	●	202728	500
15H	15.875	15	15	100	6.0				○	●	202730	500
16X	16	15	15	95	6.0				○	●	202732	500
19	19.05	18	18	120	6.0				○	●	202734	500
20	20	19	19	120	6.0				○	●	202736	500
22	22	21	21	120	6.0				○	●	202738	500
25-MET	25	24	24	120	6.0				○	●	202740	500
25	25.4	24	24	160	6.0				○	●	202742	500

S-SVNR 型

S-SVNR Type

零配件 (Toolholder Parts): P01-P04



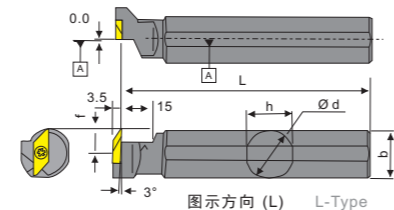
图示方向 (R) R-Type

刀把型号 Ordering code	尺寸 Dimensions					刀片 Insert	扳手 Wrench	螺丝 Screw	Stock		Order Number	Price (RMB)
	ød	h	b	L	f				R	L		
S12F-SVNR12N	12	11	11	80	4	VNBR.. VNBTR.. VNGR.. VNFRG.. VNTR..	T10	M3.0×8	●	○	202750	500
S14G-SVNR12N	14	13	13	90	4				●	○	202752	500
S16H-SVNR12N	16	15	15	120	6				●	○	202754	500
S19H-SVNR12N	19.05	17	17	120	6				●	○	202756	500
S20H-SVNR12N	20	18	18	120	6				●	○	202758	500
S25H-SVNR12N	25.4	23	23	120	6				●	○	202760	500

DS-TBPL 型

DS-TBPL Type

刀片 (Inserts): A43
零配件 (Toolholder Parts): P01-P04



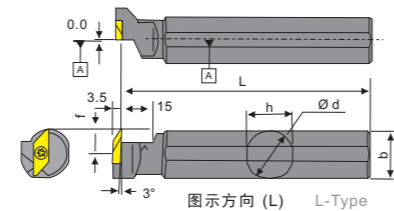
图示方向 (L) L-Type

刀把型号 Ordering code	尺寸 Dimensions					刀片 Insert	扳手 Wrench	螺丝 Screw	Stock		Order Number	Price (RMB)
	ød	h	b	L	f				R	L		
DS-TBPL 19	19.05	18	18	120	11.0	TBP..	T15	M4.0×10	○	●	202800	500
20	20	19	19	120	11.0				○	●	202802	500
25	25.4	24	24	150	13.0				○	●	202804	500

DS-KTKFL 型

DS-KTKFL Type

刀片 (Inserts): A33,A44,A51-A54
零配件 (Toolholder Parts): P01-P04



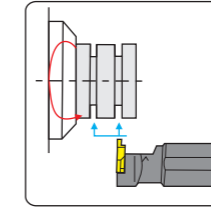
图示方向 (L) L-Type

刀把型号 Ordering code	尺寸 Dimensions					刀片 Insert	扳手 Wrench	螺丝 Screw	Stock		Order Number	Price (RMB)
	ød	h	b	L	f				R	L		
DS-KTKFL 19	19.05	18	18	120	11.0	切断 TKF..12R.. 后扫 TKFB..12R.. 螺纹 TKFT..12R..	T20	M4.5×8	○	●	202850	500
20	20	19	19	120	11.0				○	●	202852	500
25	25.4	24	24	150	13.0				○	●	202854	500

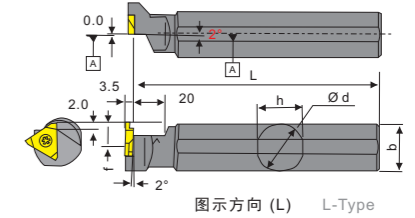
DS-KTGFL 型
DS-GTTL 型

DS-KTGFL Type
DS-GTTL Type

刀片 (Inserts): A25
零配件 (Toolholder Parts): P01-P04



切槽
Grooving



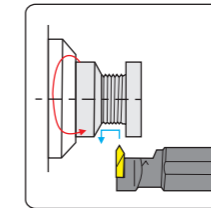
图示方向 (L) L-Type

刀把型号 Ordering code	尺寸 Dimensions					刀片 Insert	扳手 Wrench	螺丝 Screw	Stock		Order Number	Price (RMB)
	ød	h	b	L	f				R	L		
DS-GTTL 14F	14	13	13	80	6.0	GTM32 GTMH32 GTMX32	T15	M4.0×10	○	●	202806	500
15H	15.875	15	15	100	6.0				○	●	202808	500
16X	16	15	15	95	6.0				○	●	202810	500
19	19.05	18	18	120	6.0				○	●	202812	500
20	20	19	19	120	6.0				○	●	202814	500
22	22	21	21	120	6.0				○	●	202816	500
25	25.4	24	24	120	10.0	○	●	202818	500			
DS-KTGFL 14F	14	13	13	80	6.0	TGF32R..	T15	M4.0×10	○	●	202820	500
15H	15.875	15	15	100	6.0				○	●	202822	500
16H	16	15	15	100	6.0				○	●	202824	500
19	19.05	18	18	120	6.0				○	●	202826	500
20	20	19	19	120	6.0				○	●	202828	500
25	25.4	24	24	120	6.0				○	●	202830	500

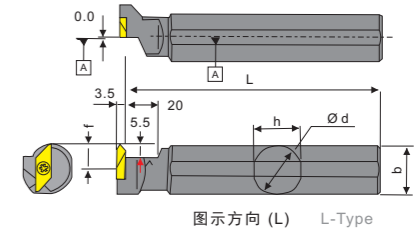
DS-TTPL 型

DS-TTPL Type

刀片 (Inserts): A51-A54
零配件 (Toolholder Parts): P01-P04



螺纹车削
Threading



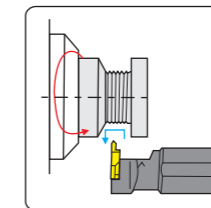
图示方向 (L) L-Type

刀把型号 Ordering code	尺寸 Dimensions					刀片 Insert	扳手 Wrench	螺丝 Screw	Stock		Order Number	Price (RMB)
	ød	h	b	L	f				R	L		
DS-TTPL 19	19.05	18	18	120	10.0	TTP..	T15	M4.0×10	○	●	202900	500
20	20	19	19	120	10.0				○	●	202902	500
25	25.4	24	24	150	10.0				○	●	202904	500

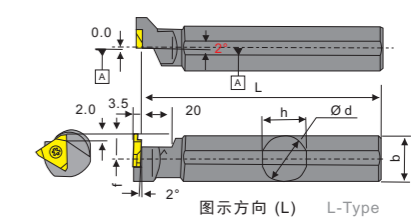
DS-KTTXL 型
DS-STTL 型

DS-KTTXL Type
DS-STTL Type

刀片 (Inserts): A51-A54
零配件 (Toolholder Parts): P01-P04



螺纹车削
Threading



图示方向 (L) L-Type

刀把型号 Ordering code	尺寸 Dimensions					刀片 Insert	扳手 Wrench	螺丝 Screw	Stock		Order Number	Price (RMB)
	ød	h	b	L	f				R	L		
DS-STTL 14F	14	13	13	80	6.0	TTMH3260	T15	M4.0×10	○	●	202906	500
15H	15.875	15	15	100	6.0				○	●	202908	500
16X	16	15	15	95	6.0				○	●	202910	500
DS-KTTXL 14F	14	13	13	80	6.0	TTX32R..	T15	M4.0×10	○	●	202920	500
15H	15.875	15	15	100	6.0				○	●	202922	500
16H	16	15	15	100	6.0				○	●	202924	500
19	19.05	18	18	120	6.0				○	●	202926	500
20	20	19	19	120	6.0				○	●	202928	500
25	25.4	24	24	120	6.0				○	●	202930	500

车削刀柄

CSV
凸轮机床
车削刀具

DS
刀柄

正面
排刀

Y轴
刀柄

前
车削

后
车削

小径
切槽
切断
螺纹

小孔
加工

滚花
车花

焊接
车刀
夹头

外圆
车削

内孔
车削

螺纹
车削

切槽
切断

端面
切槽

端面
切槽

车削刀柄

CSV
凸轮机床
车削刀具

DS
刀柄

正面
排刀

Y轴
刀柄

前
车削

后
车削

小径
切槽
切断
螺纹

小孔
加工

滚花
车花

焊接
车刀
夹头

外圆
车削

内孔
车削

螺纹
车削

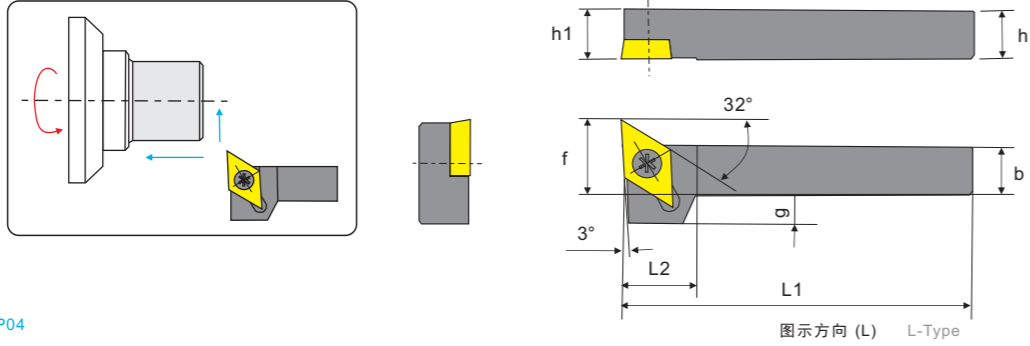
切槽
切断

端面
切槽

端面
切槽

CH-SDUCL 型
CH-SDUCL Type

外圆/端面车削
External / End Face Turning

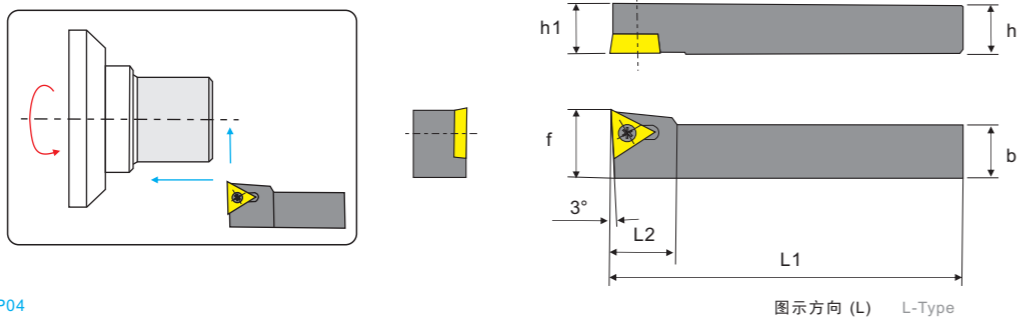


刀片 (Inserts): A17-A18
零配件 (Toolholder Parts): P01-P04

刀把型号 Ordering code	尺寸 Dimensions						刀片 Insert	扳手 Wrench	螺丝 Screw	Stock		Order Number	Price (RMB)
	g	h=h1	b	L1	L2	f				R	L		
CH-SDUCL 1010H11	6	10	10	100	15	15	DC..11T3	T15	M4.0×10	○	●	203100	300
1212H11	4	12	12	100	15	17				○	●	203102	300

CH-STUCL 型
CH-STUCL Type

外圆/端面车削
External / End Face Turning

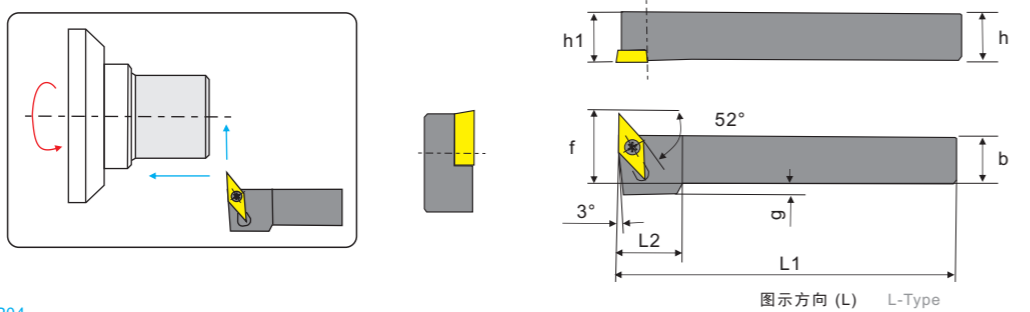


刀片 (Inserts): A21-A22
零配件 (Toolholder Parts): P01-P04

刀把型号 Ordering code	尺寸 Dimensions						刀片 Insert	扳手 Wrench	螺丝 Screw	Stock		Order Number	Price (RMB)
	g	h=h1	b	L1	L2	f				R	L		
CH-STUCL1010H09	-	10	10	100	13	13	TC..0902	T8	M2.2×6	○	●	203104	300
1212H09	-	12	12	100	13	15				○	●	203106	300

CH-SVUPL 型
CH-SVUP Type

外圆/端面车削
External / End Face Turning



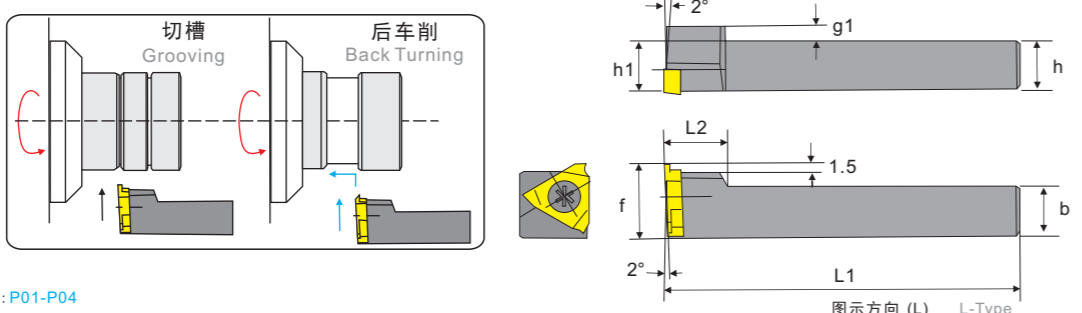
刀片 (Inserts): A23-A24
零配件 (Toolholder Parts): P01-P04

刀把型号 Ordering code	尺寸 Dimensions						刀片 Insert	扳手 Wrench	螺丝 Screw	Stock		Order Number	Price (RMB)
	g	h=h1	b	L1	L2	f				R	L		
CH-SVUPL1010H08	2	10	10	100	13	15	VP..0802	T8	M2.0×6	○	●	203108	300
1212H08	0	12	12	100	13	17				○	●	203110	300

CH-GTTL 型
CH-GTTL Type

切槽
Grooving

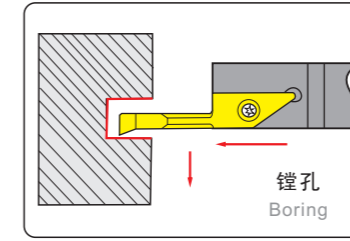
后车削
Back Turning



零配件 (Toolholder Parts): P01-P04

刀把型号 Ordering code	尺寸 Dimensions						刀片 Insert	扳手 Wrench	螺丝 Screw	Stock		Order Number	Price (RMB)
	g1	h=h1	b	L1	L2	f				R	L		
CH-GTTL 10H00	10	10	10	100	12	15	GTM..	T15	M4.0×9	○	●	203200	300
12H00	12	12	12	100	12	17				○	●	203202	300

SVN 型
SVN Type

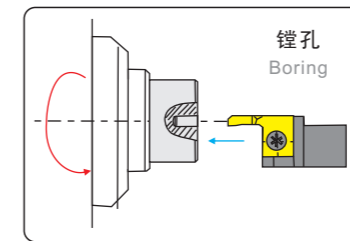


零配件 (Toolholder Parts): P01-P04

刀把型号 Ordering code	尺寸 Dimensions						刀片 Insert	扳手 Wrench	螺丝 Screw	Stock		Order Number	Price (RMB)
	H1=h	B	L1	L2	T	F1				R	L		
SVNR 1010H12N	10	10	100	22		10	VNBR..			●		207500	200
1212K-12N	12	12	125	22		12	VNBTR..			●		207502	200
1616K-12N	16	16	125	22		16	VNGR..	T10	M3×8	●		207504	180
2020K-12N	20	20	125	22		20	VNFRG..			●		207506	200
2525M-12N	25	25	150	22		25	VNTR..			●		207508	260

圆柄内孔型刀杆订制请电联。
Please order the round shank type shank.

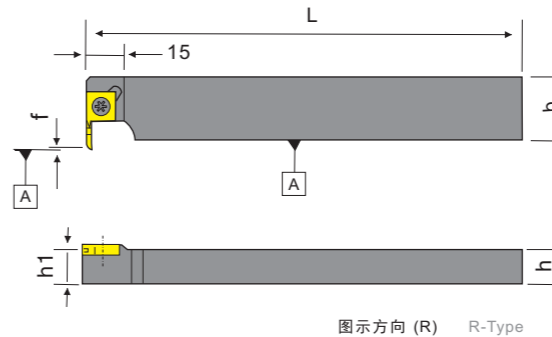
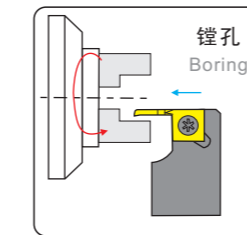
CH-LBML 型
CH-LBML Type



零配件 (Toolholder Parts): P01-P04

刀把型号 Ordering code	尺寸 Dimensions						刀片 Insert	扳手 Wrench	螺丝 Screw	Stock		Order Number	Price (RMB)
	g	h=h1	b	L1	L2	f				R	L		
CH-LBML 1012H	3	10	12	100	22	12	LBM..	T15	M4.0×10	○	●	203300	360
1212H	3	12	12	100	22	12				○	●	203302	360

LBMA 型
LBMA Type



零配件 (Toolholder Parts): P01-P04

刀把型号 Ordering code	库存	尺寸 (mm)					适用刀片	零件		Order Number	Price (RMB)
		h1	h	b	L	f		紧固螺丝	扳手		
LBMAR 10SGX	●	10	10	10	10		LBMD-S 短型	M4.0X10	T15	207600	400
	●	10	10	10	10	207602				400	
	●	12	12	12	12	207604				400	
	●	8	8	8	8	207606				400	
LBMAR 10	●	10	10	10	10		LBM(C)3080 LBMD(E)2060 LBMD1020	M4.0X10	T15	207608	400
	●	10	10	10	10	207610				400	
	●	12	12	12	12	207612				400	
	●	16	16	16	16	207614				400	

刀片型号	最小加工直径	有效加工深度	rc	库存	Order Number	Price (RMB)
LBMD1020FLVBS	1.0	2.0	0.00	●	207700	300
LBMD1020FLPB05S	1.0	2.0	0.05	●	207702	300
LBMD1430FLVBS	1.4	3.0	0.0	●	207704	300
LBMD1430FLPB05S	1.4	3.0	0.05	●	207706	300
LBMD1730FLVBS	1.7	3.0	0.0	●	207708	300
LBMD1730FLPB05S	1.7	3.0	0.05	●	207710	300
LBMD2035FLVBS	2.0	3.5	0.0	●	207712	300
LBMD2035FLPB05S	2.0	3.5	0.05	●	207714	300
LBMD2335FLVBS	2.3	3.5	0.0	●	207716	300
LBMD2335FLPB05S	2.3	3.5	0.05	●	207718	300

刀片型号	最小加工直径	有效加工深度	rc	库存	Order Number	Price (RMB)
LBMD1020FLVB	1.0	2.0	0.00	●	207800	360
LBMD1020FLPB05	1.0	6.0	0.05	●	207802	360
LBMD2060FLVB	2.0	6.0	0.0	●	207804	360
LBMD2060FLPB05	2.0	6.0	0.05	●	207806	360
LBME2060FLV	2.0	6.0	0.0	●	207808	360
LBME2060FLP05	2.0	6.0	0.05	●	207810	360
LBME2060FLVB	2.0	6.0	0.0	●	207812	360
LBME2060FLPB05	2.0	6.0	0.05	●	207814	360
LBMC3080FLV	3.0	8.0	0.0	●	207816	360
LBMC3080FLP05	3.0	8.0	0.05	●	207818	360
LBM3080FLVB	3.0	8.0	0.0	●	207820	360
LBM3080FLPB05	3.0	8.0	0.05	●	207822	360
LBMC3080FLVB	3.0	8.0	0.0	●	207824	360
LBMC3080FLPB05	3.0	8.0	0.05	●	207826	360

车削刀柄

CSV 凸轮车床刀具

DS 刀柄

正面排刀

Y轴刀柄

前车削

后车削

小径切槽切断螺纹

小孔加工

滚花车花

焊接车刀夹头

外圆车削

内孔车削

螺纹车削

切槽切断

端面切槽

车削刀柄

CSV 凸轮车床刀具

DS 刀柄

正面排刀

Y轴刀柄

前车削

后车削

小径切槽切断螺纹

小孔加工

滚花车花

焊接车刀夹头

外圆车削

内孔车削

螺纹车削

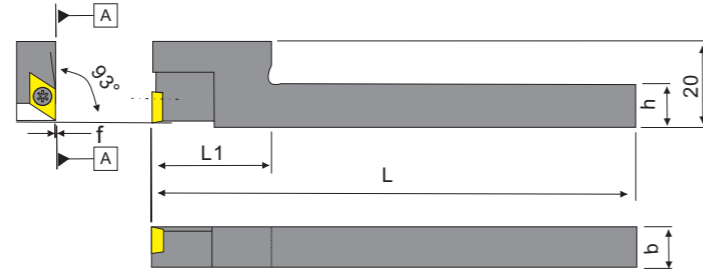
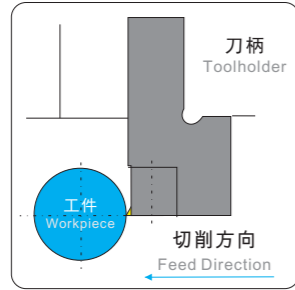
切槽切断

端面切槽

Y-SDJCR 型

Y-SDJC Type

前车削
Front Turning



图示方向 (R) R-Type

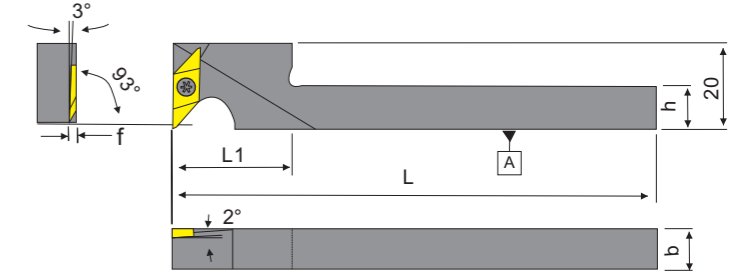
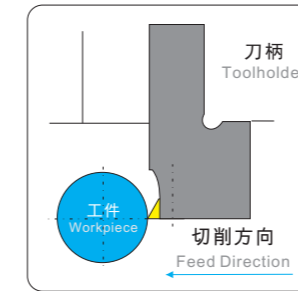
刀片 (Inserts): A17-A18
零配件 (Toolholder Parts): P01-P04

刀把型号 Ordering code	尺寸 Dimensions						刀片 Insert	扳手 Wrench	螺丝 Screw	Stock		Order Number	Price (RMB)
	h	b	L	L1	f	R				L			
Y-SDJCR 10-07S	10	10	120	20	0	DC..0702	T8	M2.5×7	●	○	203400	500	
12-07S	12	12	120	20	0				●	○	203402	500	
10-07	10	10	120	25	0				●	○	203404	500	
12-07	12	12	120	25	0				●	○	203406	500	
10-07L	10	10	120	30	0				●	○	203408	500	
12-07L	12	12	120	30	0				●	○	203410	500	
10-11L	10	10	120	30	0	DC..11T3	T15	M4.0×10	●	○	203412	500	
12-11S	10	16	120	20	0				●	○	203414	500	
12-11L	12	16	120	20	0				●	○	203416	500	
12-11LL	12	16	120	30	0				●	○	203418	500	
16-11L	16	16	120	30	0				●	○	203420	500	
16-11LL	16	16	140	42	0				●	○	203422	500	

Y-TBPR 型

Y-TBPR Type

后扫刀
Back Sweep



图示方向 (R) R-Type

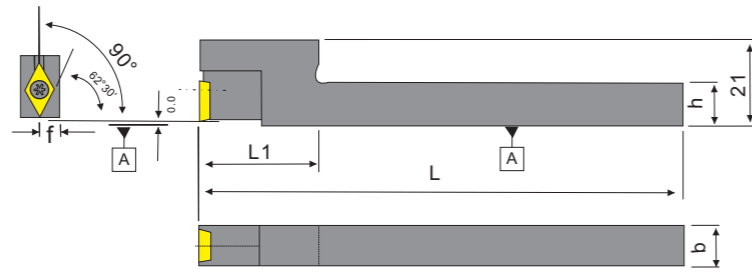
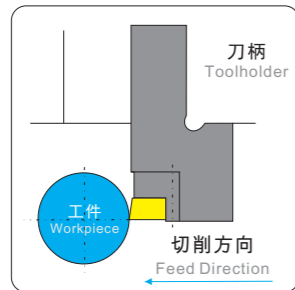
刀片 (Inserts): A43
零配件 (Toolholder Parts): P01-P04

刀把型号 Ordering code	尺寸 Dimensions						刀片 Insert	扳手 Wrench	螺丝 Screw	Stock		Order Number	Price (RMB)
	h	b	L	L1	f	R				L			
Y-TBPR 10S	10	10	120	20	3.5	TBP..FR	T15	M4.0×10	●	○	203500	500	
12S	12	12	120	20	3.5				●	○	203502	500	
10	10	10	120	25	3.5				●	○	203504	500	
12	12	12	120	25	3.5				●	○	203506	500	
10L	10	10	120	30	3.5				●	○	203508	500	
12L	12	12	120	30	3.5				●	○	203510	500	

Y-SDNCN 型

Y-SDNCN Type

前车削
Front Turning



图示方向 (N) N-Type

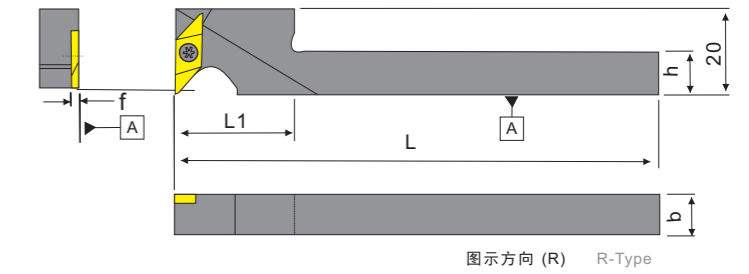
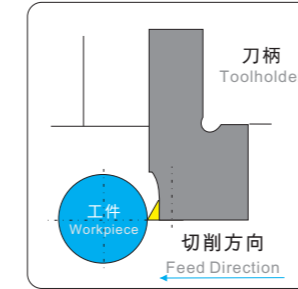
刀片 (Inserts): A17-A18
零配件 (Toolholder Parts): P01-P04

刀把型号 Ordering code	尺寸 Dimensions						刀片 Insert	扳手 Wrench	螺丝 Screw	Stock		Order Number	Price (RMB)
	h	b	L	L1	f	R				L			
Y-SDJCR 12-11S	12	12	120	20	6.0	DC..11T3	T15	M4.0×10	●	○	203424	500	
16-11L	16	16	120	30	8.0				●	○	203426	500	

Y-GTPA 型

Y-GTPA Type

多功能型
Multifunctional



图示方向 (R) R-Type

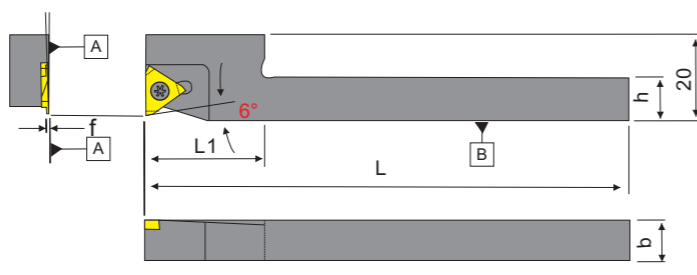
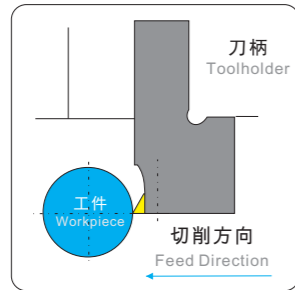
刀片 (Inserts): A29-A31
零配件 (Toolholder Parts): P01-P04

刀把型号 Ordering code	尺寸 Dimensions						刀片 Insert	扳手 Wrench	螺丝 Screw	Stock		Order Number	Price (RMB)
	h	b	L	L1	f	R				L			
Y-GTPA 1216	12	16	120	20	-	GTPA..	T15	M4.0×10	●	○	203524	500	

Y-GTTR 型

Y-GTTR Type

槽刀
Grooving



图示方向 (R) R-Type

零配件 (Toolholder Parts): P01-P04

刀把型号 Ordering code	尺寸 Dimensions						刀片 Insert	扳手 Wrench	螺丝 Screw	Stock		Order Number	Price (RMB)
	h	b	L	L1	f	R				L			
Y-GTTR 10S	10	10	120	20	-	GTM..	T15	M4.0×10	●	○	203512	500	
10	10	10	120	20	-				●	○	203514	500	
10L	10	10	120	25	-				●	○	203516	500	
12S	12	12	120	25	-				●	○	203518	500	
12	12	12	120	30	-				●	○	203520	500	
12L	12	12	120	30	-				●	○	203522	500	

车削刀柄

CSV 凸轮机床刀具

DS 刀柄

正面排刀

Y轴刀柄

前车削

后车削

小径切槽切断螺纹

小孔加工

滚花车花

焊接车刀夹头

外圆车削

内孔车削

螺纹车削

切槽切断

端面切槽

车削刀柄

CSV 凸轮机床刀具

DS 刀柄

正面排刀

Y轴刀柄

前车削

后车削

小径切槽切断螺纹

小孔加工

滚花车花

焊接车刀夹头

外圆车削

内孔车削

螺纹车削

切槽切断

端面切槽



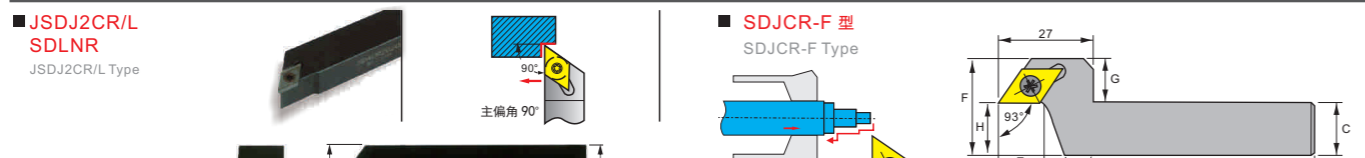
刀片 (Inserts): A15-A16 零配件 (Toolholder Parts): P01-P04

刀把型号 Ordering code	尺寸 Dimensions						刀片 Insert	扳手 Wrench	螺丝 Screw	Stock		Order Number	Price (RMB)
	h	b	L	L1	h1	f				R	L		
JSCL2CR/L 0808K06	8	8	125	10	8	8	CC..0606..	T8	M2.5×7	●	●	204100	150
1010K06	10	10	125	10	10	10				●	●	204102	125
1212K06	12	12	125	13	12	12				●	●	204104	125
JSCL2CR/L 1010K09	10	10	125	13	10	10	CC..09T3..	T15	M4×10	●	●	204106	125
1212K09	12	12	125	13	12	12				●	●	204108	125
1616K09	16	16	125	13	16	16				●	●	204110	140
SCLNR 1010K-07FF	10	10	125	15	10	10	CN..0703..	T10	M3×8	●	●	203600	270
1212F-07FF	12	12	85	15	12	12				●	●	203602	270
1212K-07FF	12	12	125	15	12	12				●	●	203604	280
1616K-07FF	16	16	125	15	16	16				●	●	203606	320



刀片 (Inserts): A21-A22 零配件 (Toolholder Parts): P01-P04


刀把型号 Ordering code	尺寸 Dimensions						刀片 Insert	扳手 Wrench	螺丝 Screw	Stock		Order Number	Price (RMB)
	h	b	L	L1	h1	f				R	L		
JSTACR/L 0808K08	8	8	100	10	8	8	TC..0802..	T6	M2.2×6	●	●	203900	150
1010K08	10	10	100	10	10	10				●	●	203902	125
1212K11	12	12	100	12	12	12				●	●	203904	125
JSTACR/L 1616K11	16	16	100	12	16	16	TC..1102..	T8	M2.5×7	●	●	203906	140
STLNR 1010K-09FF	10	10	125	15	10	10				●	●	203800	270
1212F-09FF	12	12	85	15	12	12				●	●	203802	270
1212K-09FF	12	12	125	15	12	12	TN..0903..	T8	M2.5×7	●	●	203804	280
1616K-09FF	16	16	125	15	16	16				●	●	203806	320



刀片 (Inserts): A17-A18 零配件 (Toolholder Parts): P01-P04

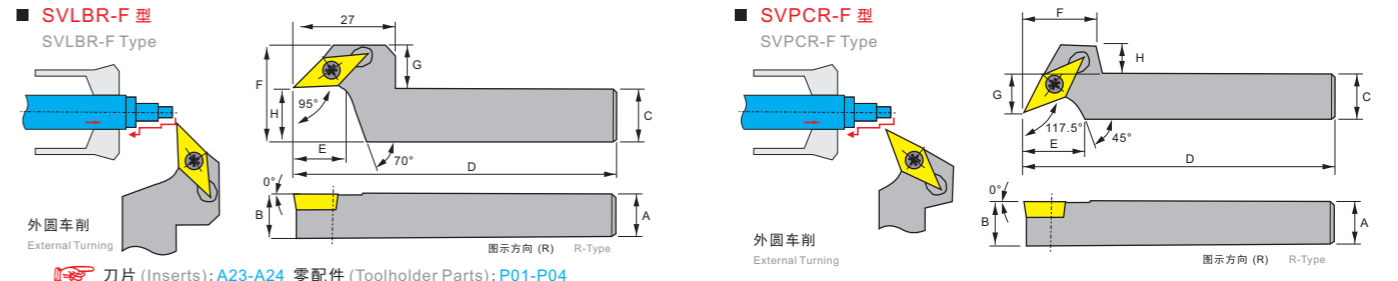
刀把型号 Ordering code	尺寸 Dimensions						刀片 Insert	扳手 Wrench	螺丝 Screw	Stock		Order Number	Price (RMB)
	h	b	L	L1	h1	f				R	L		
JSDJ2CR/L 0808K07	8	8	125	15	8	8	DC..0702..	T8	M2.5×7	●	●	204200	150
1010K07	10	10	125	15	10	10				●	●	204202	125
1212K07	12	12	125	15	12	12				●	●	204204	125
JSDJ2CR/L 1010K11	10	10	125	22	10	10	DC..11T3..	T15	M4×10	●	●	204206	125
1212K11	12	12	125	22	12	12				●	●	204208	125
1616K11	16	16	125	22	16	16				●	●	204210	140
SDLNR 1010K-08FF	10	10	125	18	10	10	DN..0803..	T10	M3×8	●	●	203700	270
1212F-08FF	12	12	85	18	12	12				●	●	203702	270
1212K-08FF	12	12	125	18	12	12				●	●	203704	280
1616K-08FF	16	16	125	18	16	16				●	●	203706	320

刀把型号 Ordering code	尺寸 Dimensions						刀片 Insert	扳手 Wrench	螺丝 Screw	Stock		Order Number	Price (RMB)		
	A	B	C	D	E	F				G	H			R	L
SDJCR 1216JX11-F05	12	12	16	120	12.6	18	2	5	DC..11T3..	T15	M4×10	●	●	204220	500
1216JX11-F15	12	12	16	120	12.6	28	12	15				●	●	204222	500
1620JX11-F05	16	16	20	120	12.6	20	-	5				●	●	204224	500
1620JX11-F15	16	16	20	120	12.6	28	8	15				●	●	204226	500



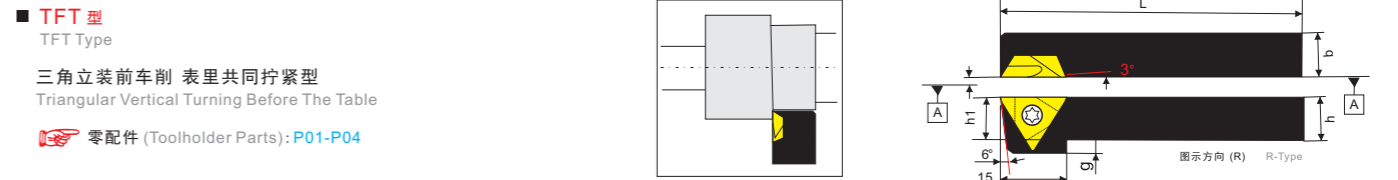
刀片 (Inserts): A23-A24 零配件 (Toolholder Parts): P01-P04

刀把型号 Ordering code	尺寸 Dimensions						刀片 Insert	扳手 Wrench	螺丝 Screw	Stock		Order Number	Price (RMB)
	h	b	L	L1	h1	f				R	L		
JSVJ2BR/L 0808K11	8	8	125	20	8	8	VB..1103..	T8	M2.5×6	●	●	204300	150
1010K11	10	10	125	20	10	10				●	●	204302	125
1212K11	12	12	125	22	12	12				●	●	204304	125
1616K11	16	16	125	22	16	16				●	●	204306	140
JSVJ2CR/L 0808K11	8	8	125	20	8	8	VC..1103..	T8	M2.5×6	●	●	204308	150
1010K11	10	10	125	20	10	10				●	●	204310	125
1212K11	12	12	125	22	12	12				●	●	204312	125
1616K11	16	16	125	22	16	16				●	●	204314	140
JSDN3CR/L 1212K07	12	12	125	12	12	18	DC..0702..	T8	M2.5×7	●	●	204400	220
1616K11	16	16	125	15	16	25	DC..11T3..	T15	M3.5×10	●	●	204402	220



刀片 (Inserts): A23-A24 零配件 (Toolholder Parts): P01-P04

刀把型号 Ordering code	尺寸 Dimensions						刀片 Insert	扳手 Wrench	螺丝 Screw	Stock		Order Number	Price (RMB)		
	A	B	C	D	E	F				G	H			R	L
SVLBR 1216JX11-F15	12	12	16	120	12	26	10	15	VB..1103..	T8	M2.5×6	●	●	204330	500
1620JX11-F15	16	16	20	120	12	26	6	15				●	●	204332	500
SVPCR 1010JX-11F	10	10	10	120	16	20	10	8				●	●	204334	500
1212F-11FF	12	12	12	85	16	20	12	6	VB..1103..	T8	M2.5×6	●	●	204336	500
1212JX-11FF	12	12	12	120	16	20	12	6				●	●	204338	500
1616JX-11FF	16	16	16	120	20	20	16	2				●	●	204339	500

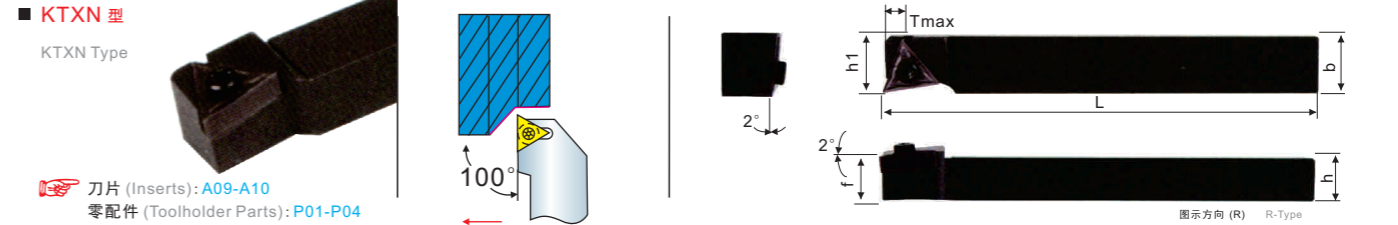


三角立装前车削 表里共同拧紧型
Triangular Vertical Turning Before The Table

零配件 (Toolholder Parts): P01-P04

刀片型号 Insert model	库存 R	Order Number	Price (RMB)
TF3300R	0	● 204600	200
TF3305R	0.05	● 204602	200
TF3315R	0.15	● 204604	200
TF3320R	0.20	● 204606	200

刀柄型号 Tool holder model	库存 R	尺寸 (mm)						适用刀片 Applicable Insert	紧固螺丝 M4X10	扳手 T15	Order Number	Price (RMB)
		h	b	L	h1	f	g					
TFTR10	●	10	10	10	10	3	TF 33	M4X10	T15	204500	300	
TFTR12	●	12	12	12	12	1				204502	300	
TFTR16	●	16	16	16	16	1				204504	300	
TFTR20	●	20	20	20	20	1				204506	300	



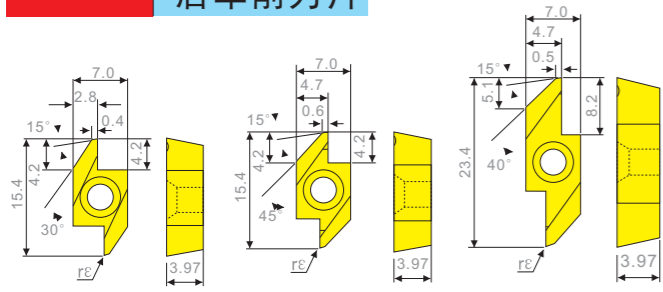
刀片 (Inserts): A09-A10 零配件 (Toolholder Parts): P01-P04

刀把型号 Ordering code	尺寸 Dimensions						刀片 Insert	扳手 Wrench	螺丝 Screw	Stock		Order Number	Price (RMB)
	h	b	L	L1	h1	f				R	L		
KTXNR 1016X33N	10	16	120	20	10	16	TN□□33	T15	M3.5×13T	●	●	204700	270
1216X33N	12	16	120	20	12	16				●	●	204702	270
1616X33N	16	16	120	20	16	16				●	●	204704	280
2020X33N	20	20	120	20	20	20				●	●	204706	320

车削刀柄
CSV 凸轮车床刀具
DS 刀柄
正面排刀
Y轴刀柄
前车削
后车削
小径切槽切断螺纹
小孔加工
滚花车花
焊接车刀夹头
外圆车削
内孔车削
螺纹车削
切槽切断
端面切槽

车削刀柄
CSV 凸轮车床刀具
DS 刀柄
正面排刀
Y轴刀柄
前车削
后车削
小径切槽切断螺纹
小孔加工
滚花车花
焊接车刀夹头
外圆车削
内孔车削
螺纹车削
切槽切断
端面切槽

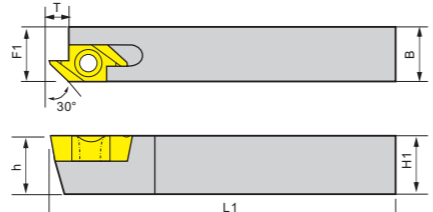
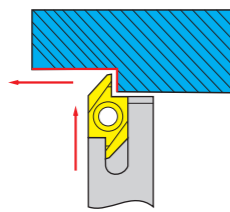
AB.. 外圆加工
背车削
后车削刀片



应用/用途	切削参数	规格型号	尺寸 Dimension	PCD	CBN-K	CBN-S	ZN60	ZK01	ZM26	ZP15	ZM856
外圆加工	ABW23 ABW15 ABS15	ABS15R 4005 4015 ABW15R 4005 4015 ABW23R 5005 5015	0.05 0.15 0.05 0.15 0.05 0.15								

SABS 型

SABS Type
背车车削加工
Back Turning

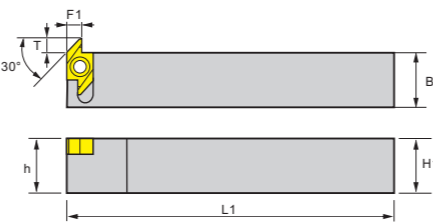
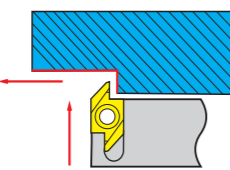


刀片 (Inserts): A46
零配件 (Toolholder Parts): P01-P04

刀把型号 Ordering code	尺寸 Dimensions						刀片 Insert	扳手 Wrench	螺丝 Screw	Stock	Order Number	Price (RMB)	
	H1=h	B	L1	L2	T	F1							
SABSR	0810K-40F	8	10	125	-	4.2	10.2	ABS15R..	T20	M4.0x8	●	205400	180
	1010K-40F	10	10	125	-	4.2	10.2				●	205402	160
	1212F-40F	12	12	85	-	4.2	12.2				●	205404	140
	1212M-40F	12	12	150	-	4.2	12.2				●	205406	160
	1616M-40F	16	16	150	-	4.2	16.2				●	205408	160
	2020K-40F	20	20	125	-	4.2	20.2	●	205410	200			
SABWR	0810K-40F	8	10	125	-	4.2	10.2	ABW15R..	T20	M4.0x8	●	205412	180
	1010K-40F	10	10	125	-	4.2	10.2				●	205414	160
	1212F-40F	12	12	85	-	4.2	12.2				●	205416	140
	1212M-40F	12	12	150	-	4.2	12.2				●	205418	160
	1616M-40F	16	16	150	-	4.2	16.2				●	205420	160
	2020K-40F	20	20	125	-	4.2	20.2	●	205422	200			
SABWR	0810K-50F	8	10	125	-	8.2	10.2	ABW23R..	T20	M4.0x8	●	205424	200
	1010K-50F	10	10	125	-	8.2	10.2				●	205426	180
	1212F-50F	12	12	85	-	8.2	12.2				●	205428	160
	1212M-50F	12	12	150	-	8.2	12.2				●	205430	160
	1616M-50F	16	16	150	-	8.2	16.2				●	205432	160
	2020K-50F	20	20	125	-	8.2	20.2	●	205434	200			

SABSL 型

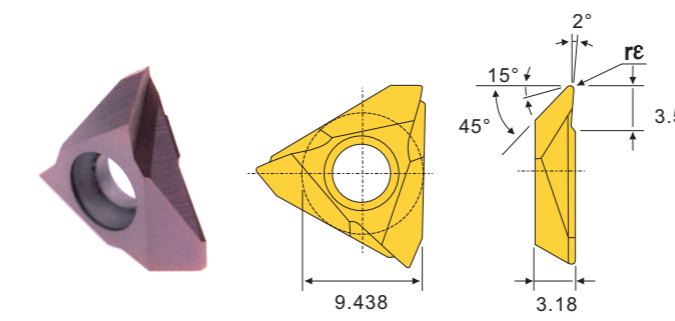
SABSL Type
背车车削加工
Back Turning



刀片 (Inserts): A46
零配件 (Toolholder Parts): P01-P04

刀把型号 Ordering code	尺寸 Dimensions						刀片 Insert	扳手 Wrench	螺丝 Screw	Stock	Order Number	Price (RMB)	
	H1=h	B	L1	L2	T	F1							
SABSSL	1010K-40F	10	10	125	-	4.2	2.8	ABS15R..	T20	M4.0x8	●	205450	200
	1212K-40F	12	12	125	-	4.2	2.8				●	205452	200
	1616K-40F	16	16	125	-	4.2	2.8				●	205454	200
	2020K-40F	20	20	125	-	4.2	2.8				●	205456	300
SABWL	1010K-40F	10	10	125	-	4.2	4.7	ABW15R..	T20	M4.0x8	●	205458	200
	1212K-40F	12	12	125	-	4.2	4.7				●	205460	200
	1616K-40F	16	16	125	-	4.2	4.7				●	205462	200
	2020K-40F	20	20	125	-	4.2	4.7				●	205464	300
SABWL	1010K-50F	10	10	125	-	8.2	4.7	ABW23R..	T20	M4.0x8	●	205466	230
	1212K-50F	12	12	125	-	8.2	4.7				●	205468	230
	1616K-50F	16	16	125	-	8.2	4.7				●	205470	230
	2020K-50F	20	20	125	-	8.2	4.7				●	205472	230
	2525M-50F	25	25	150	-	8.2	4.7				●	205474	350

TB.. 外圆加工
背车削
后车削刀片

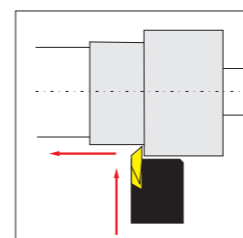


应用/用途	尺寸形状	规格型号	尺寸 Dimension	PCD	CBN-K	CBN-S	ZN60	ZK01	ZM26	ZP15	ZM856
外圆加工	TB	3200R 3205R 3210R 3215R 3220R	A: 3.2, B: 3.5, rE: 0.00-0.20, theta: 45°								

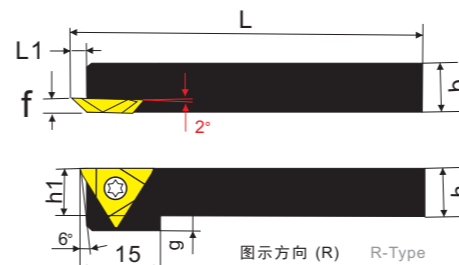
☆θ为刀柄安装时取值
☆Installation Angle For The Toolholder

TBT 型 三角形立装表里共同拧紧型

TBT Type Coaxially Tightened In A Triangular Vertical Table



刀柄型号 Tool Holder Model	库存	尺寸 (mm)						适用刀片	零件	Order Number	Price (RMB)	
		h	b	L	h1	f	g					
TBTR/L 08F	●	8	8	80	8		5	TF 33	M4X10	T15	205500	300
08K	●	8	8	120	8		5				205502	300
10F	●	10	10	80	10	4.0	3				205504	300
10K	●	10	10	120	10		3				205506	300
12F	●	12	12	80	12		1				205508	300
12K	●	12	12	120	12		1				205510	300



刀片 (Inserts): AB14, A45
零配件 (Toolholder Parts): P01-P04

切削线速度 (Cutting Speed): m/min (mm)

加工材料	PCD	CBN-K	CBN-S	ZN60	ZK01	ZM26	ZP15	ZM856
低碳钢	金刚石	铸铁专用	难切削材料	光洁度好	铜铝加工	黄色通用	紫色通用	不锈钢通用
P 高碳钢				150-600		60-250	70-250	100-250
M 淬硬钢 HRC46-58			10-30	150-350		60-150	70-150	80-150
M 不锈钢				200-300		20-60	20-60	20-60
K 灰口铸铁		300-1500		100-300		50-150	50-150	70-150
K 球墨铸铁/轧辊		400-800		100-200		130-210	150-200	150-300
N 镁/铝/铜/钛/塑料/木材				300-1200		100-160	100-150	150-230
N 铝合金 HB50-70	300-1200			300-1200				
N 淬硬铝合金 HB70-110	300-1500			300-1500				
N 铜/青铜/黄铜	300-800			300-800				
N 钢/青铜/黄铜	300-1000			300-1000				
S 硬质合金/粉末冶金	10-30			10-30				
S 硅填充塑料/碳纤维	400-600			400-600				
H 钛/高温合金/碳纤维	100-200			100-200		20-50	20-50	20-60

车削刀柄

CSV 凸轮车床刀具

DS 刀柄

正面排刀

Y轴刀柄

前车削

后车削

小径切槽切断螺纹

小孔加工

滚花车花

焊接车刀夹头

外圆车削

内孔车削

螺纹车削

切槽切断

端面切槽

车削刀柄

CSV 凸轮车床刀具

DS 刀柄

正面排刀

Y轴刀柄

前车削

后车削

小径切槽切断螺纹

小孔加工

滚花车花

焊接车刀夹头

外圆车削

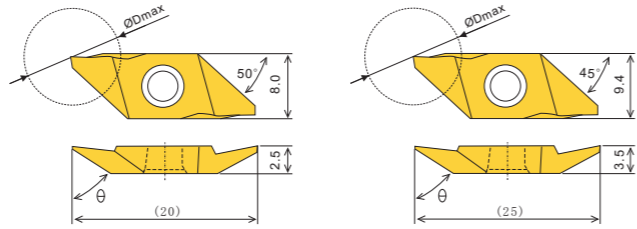
内孔车削

螺纹车削

切槽切断

端面切槽

TBP 外圆加工
背车削
后车削刀片



TBP
ØDmax=Ø5~10mm

TBPA
ØDmax=Ø5~12mm

切削形态: ● 稳定切削 Stable Cutting ● 一般切削 General Cutting ☺ 一般切削(第二推荐) General Cutting(Second recommend) ✖ 不稳定切削 Unstable Cutting

P	钢 Steel	●●●●●●●●
M	不锈钢 Stainless Steel	●●●●●●●●
K	铸铁 Iron	●●●●●●●●
N	铝/铜/镁/锌/塑料/木材 Aluminum/Copper/Magnesium/Zinc/Plastic/Wood	●●●●●●●●
S	硬质合金/粉末冶金 Carbide/Powder Metallurgy	●●●●●●●●
H	钛/高温合金/碳纤维 Titanium/Superalloy/Carbon Fiber	●●●●●●●●

切削形态: ● 稳定切削 Stable Cutting ● 一般切削 General Cutting ☺ 一般切削(第二推荐) General Cutting(Second recommend) ✖ 不稳定切削 Unstable Cutting

P	钢 Steel	●●●●●●●●
M	不锈钢 Stainless Steel	●●●●●●●●
K	铸铁 Iron	●●●●●●●●
N	铝/铜/镁/锌/塑料/木材 Aluminum/Copper/Magnesium/Zinc/Plastic/Wood	●●●●●●●●
S	硬质合金/粉末冶金 Carbide/Powder Metallurgy	●●●●●●●●
H	钛/高温合金/碳纤维 Titanium/Superalloy/Carbon Fiber	●●●●●●●●

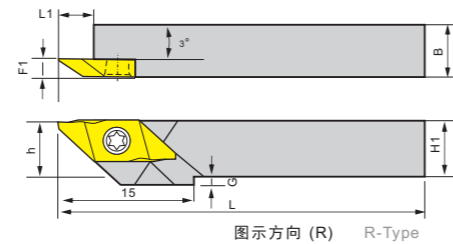
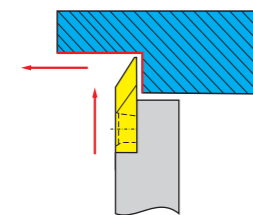
用途 Application	尺寸形状 Dimension and Shape	规格型号 Specification	尺寸 Dimension				PCD	CBN-K	CBN-S	ZM00	ZM01	ZM826	ZP150	ZP155	ZM856	ZM860
			A	B	r _e	θ										
外圆加工 External turning		TBP 55FR00	3.0		0.00	55°	●●●	●	●	●	●	●	●	●	●	●
		55FR10	3.0	5.3	0.10	55°	●●●	●	●	●	●	●	●	●	●	●
		60FR00	3.7		0.00	60°	●●●	●	●	●	●	●	●	●	●	●
		60FR10	3.7	5.3	0.10	60°	●●●	●	●	●	●	●	●	●	●	●
		60FR20	3.7		0.20	60°	●●●	●	●	●	●	●	●	●	●	●
小径切槽切断螺纹 External groove cutting		TBPA 60FR00	4.5		0.00	60°	●●●	●	●	●	●	●	●	●	●	
		60FR10	4.5	5.3	0.10	60°	●●●	●	●	●	●	●	●	●	●	
		60FR20	4.5		0.20	60°	●●●	●	●	●	●	●	●	●	●	
								●●●	●	●	●	●	●	●	●	●

用途 Application	尺寸形状 Dimension and Shape	规格型号 Specification	尺寸 Dimension				PCD	CBN-K	CBN-S	ZM00	ZM01	ZM826	ZP150	ZP155	ZM856	ZM860
			W _{外圆}	B	r _e	θ										
外圆加工 External turning		TBP 60FRV00	4.8	5.3	0.00	60°	●●●	●	●	●	●	●	●	●	●	●
		60FRV05			0.05	60°	●●●	●	●	●	●	●	●	●	●	●
		60FRV10			0.10	60°	●●●	●	●	●	●	●	●	●	●	●
外圆加工 External turning		TBPA 60FRV00	6.3	6.8	0.00	60°	●●●	●	●	●	●	●	●	●	●	●
		60FRV05			0.05	60°	●●●	●	●	●	●	●	●	●	●	●
		60FRV10			0.10	60°	●●●	●	●	●	●	●	●	●	●	●

☆ θ 为刀柄安装时取值
☆ Installation Angle For The Toolholder

TBP 型
背车车削加工
Back Turning

刀片 (Inserts): AB15, A43
零配件 (Toolholder Parts): P01-P04

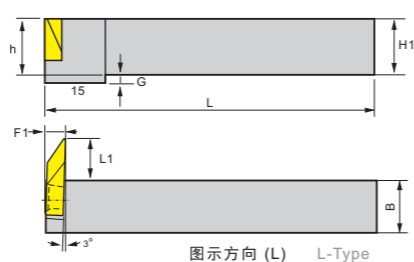
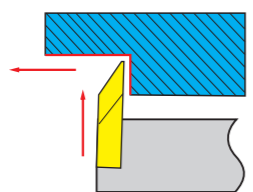


图示方向 (R) R-Type

刀把型号 Ordering Code	尺寸 Dimensions						刀片 Insert	扳手 Wrench	螺丝 Screw	Stock		Order Number	Price (RMB)
	H1=h	B	L	L1	G	F1				R	L		
TBPR/L 08	8	10	120	5.5	4	2.5	TBP..	T15	M4×10	●	○	205100	260
10	10	10	120	5.5	2	3.5				●	○	205102	200
12GX	12	12	85	5.5	0	3.5				●	○	205104	200
12	12	12	120	5.5	0	3.5				●	○	205106	200
13	13	13	120	5.5	0	3.5				●	○	205108	260
16H	16	16	100	5.5	0	3.5				●	○	205110	200
16	16	16	120	5.5	0	3.5				●	○	205112	200

TBPSL 型
背车车削加工
Back Turning

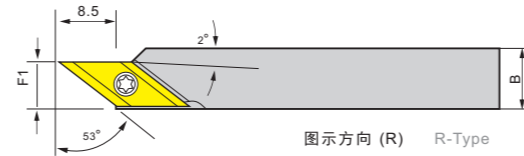
刀片 (Inserts): AB15, A43
零配件 (Toolholder Parts): P01-P04



图示方向 (L) L-Type

刀把型号 Ordering Code	尺寸 Dimensions						刀片 Insert	扳手 Wrench	螺丝 Screw	Stock		Order Number	Price (RMB)
	H1=h	B	L	L1	G	F1				R	L		
TBPSR/L 10	10	10	120	5.5	2	3.5	TBP..	T15	M4×10	○	●	205121	300
12	12	12	120	5.5	0	3.5				○	●	205123	300
16	16	16	120	5.5	0	3.5				○	●	205125	300
20	20	20	125	5.5	0	3.5				○	●	205127	300


TBVC 型 背车车削加工
TBVC Type Back Turning



图示方向 (R) R-Type



零配件 (Toolholder Parts): P01-P04



TBVC 型刀片 TBVC Type Insert

刀片型号 Insert Model	库存	尺寸 (mm)			Order Number	Price (RMB)
		R	L	r _e		
TBVC11FR05U	●	●	●	0.05	205300	220
TBVC11FR10U	●	●	●	0.10	205302	220
TBVC11FR10S	●	●	●	0.10	205304	220

刀柄型号 Tool Holder Model	库存	尺寸 (mm)					适用刀片	零件		Order Number	Price (RMB)
		h	B	L	H1	F1		螺母	扳手		
TBVC R 10	●	10	10		10		TBVC VCGT1103	M2.5X7	T8	205200	200
12	●	12	12		12	7.5				205202	200
16	●	16	16		16					205204	200
10-F10	●	10	10		10					205206	200
12GX-F10	●	12	12	85	12					205208	200
12-F10	●			120		10				205210	200
16H-F10	●	16	16	100	16					205212	200
-F10	●			120						205214	200
20F-F10	●	20	20	80	20					205216	200

1 如何选用左/右手刀杆 How to select the R and L toolholder

无背轴的情况
No back axle

① 工件直径小需要考虑刚性时, 推荐使用R右手SUB型背轴刀杆。
R-SUB type toolholder is recommended when rigidity is considered for small workpiece diameter.

② 没有背轴的情况下推荐使用右手刀杆。为减小残留的尾钉推荐使用刀尖带角度的切断刀。
Recommended to use the R Toolholder when there is no back axle. In order to reduce the residual tail pin, it is recommended to use a cutting knife with an angle at the tip.

③ 工件直径小且工件短需要考虑刚性时, 推荐使用L右手SUB型背轴刀杆。
When the diameter of workpiece is small and the rigidity of workpiece is short, L-SUB type toolholder is recommended.

④ 切断时若背轴和刀杆发生干涉, 可使用左手刀杆。不产生残留尾钉, 推荐使用刀尖没有角度的刀片。
There is no residual tail pin. It is recommended to use a blade with no angle at the tip.

2 如何选用平头/带角度刀尖 How to choose flat head / angle head

① 在没有背轴的情况下使用不带角度的平头切断刀, 工件会留下尾钉。
In the case of no back axis, using a flat head cutter without angle, the workpiece will leave a tail pin.

② 在没有背轴的情况下使用带角度的切断刀片时, 工件不会留下尾钉。
In the case of no back axis, using angle head cutter, the workpiece without tail pin.

③ 在有背轴的情况下使用不带角度的平头切断刀, 工件不会留下尾钉。但是加工小工件考虑切削阻力变形时, 请选用带角度刀尖。
In the case of a back shaft, use a flat head cutter without angle, and the workpiece will not leave a tail pin. However, when considering the deformation of cutting resistance in small workpiece processing, please select the tool tip with angle.

3 如何选用合适的宽度 How to choose the right width

$$\text{切断刀宽度} = \frac{\text{工件直径}}{7}$$

Cutter Width = Workpiece Diameter ÷ 7

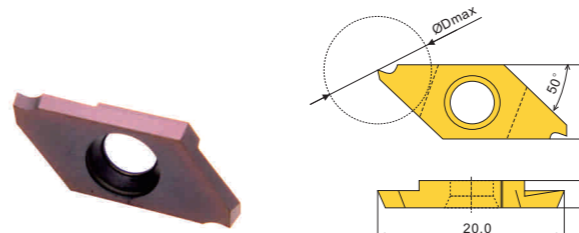
4 防止刀具异常损伤对策 Countermeasures for abnormal tool damage

- 推荐设定线速度不变的加工程序, 转速一定的情况下, 刀尖越靠近工件中心, 线速度大幅度下降, 容易造成粘刀, 崩刀等异常损伤。
It is recommended to set the processing program with constant linear speed. When the rotation speed is fixed, the closer the tool tip is to the center of the workpiece, the linear speed will be greatly reduced, which is easy to cause abnormal damage such as knife sticking and knife collapsing.
- 考虑到切断时的冲击、工件中心部位线速度不足等情况, 推荐降低切断前(1-2mm)的进给(降低到原来的50%)。
Considering the impact during cutting and insufficient linear speed at the center of workpiece, it is recommended to reduce the feed before cutting (1-2mm) (to 50% of the original).
- 尽量避免断续加工。
Try to avoid intermittent processing.

5 小零件切槽/切断加工切削参数推荐 Recommended cutting parameters for grooving / cutting of small parts

用途 Processed Material	被加工材料 Material	切削参数 Cutting Parameter											
		CTP/TKF12.. 刃宽W(mm)					CTPA/TKF16.. 刃宽W(mm)						
		0.5	0.7	1.0	1.25	1.5	2.0	0.7	1.0	1.5	2.0	2.5	3.0
P	钢 Steel	0.01	0.01	0.01	0.01	0.01	0.01	0.01	0.01	0.02	0.02	0.02	0.02
M	不锈钢 Stainless Steel	0.005	0.01	0.01	0.01	0.01	0.01	0.01	0.01	0.01	0.01	0.01	0.01
K	铸铁 Iron	0.015	0.02	0.02	0.02	0.02	0.02	0.02	0.02	0.04	0.04	0.1	0.1
N	铝/铜/镁/锌/塑料/木材 Aluminum/Copper/Magnesium/Zinc/Plastic/Wood	0.01	0.01	0.01	0.01	0.01	0.01	0.01	0.01	0.02	0.02	0.02	0.02
S	硬质合金/粉末冶金 Carbide/Powder Metallurgy	0.003	0.003	0.003	0.003	0.003	0.003	0.003	0.003	0.005	0.005	0.005	0.005
H	钛/高温合金/碳纤维 Titanium/Superalloy/Carbon Fiber	0.003	0.003	0.003	0.003	0.003	0.003	0.003	0.003	0.005	0.005	0.005	0.005

CTP 小零件加工 切断 切槽刀片 Cut-off Grooving Blade



CTP
ØDmax=Ø5~13mm

用途 Application	尺寸形状 Dimension and Shape	规格型号 Specification	尺寸 Dimension				应用 Application									
			W _{0.05}	B	r _c	θ	PCD	CBN-K	CBN-S	ZN60	ZK01	ZM826	ZP15	ZM856	ZM860	
有背轴加工 With Groove		CTP 05FR	0.5	2.8	0.03	15°										
		07FR	0.7	4.5	0.05	16°										
		10FR	1.0	6.7	0.05	16°										
		15FR	1.5	6.7	0.05	16°										
		20FR	2.0	6.7	0.05	16°										
无背轴加工 Without Groove		CTP 10FRV	1.0	6.7	0.05	16°										
		15FRV	1.5	6.7	0.05	16°										
		20FRV	2.0	6.7	0.05	16°										
		CTP 15FRNV	1.5	6.7	0.05	16°										
		20FRNV	2.0	6.7	0.05	16°										

切削线速度(Cutting Speed): m/min* (mm)

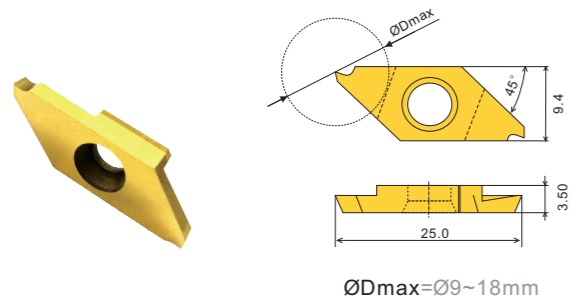
加工材料 Material	刀具材质 Tool Material	PCD	CBN-K	CBN-S	ZN60	ZK01	ZM826	ZP15	ZM856
低碳钢 Low Carbon Steel	陶瓷 Ceramic	60-250	70-250	100-250					
高碳钢 High Carbon Steel	陶瓷 Ceramic	60-250	70-250	100-250					
淬硬钢 HRC46-58 Hardened Steel	陶瓷 Ceramic	60-250	70-250	100-250					
不锈钢 Stainless Steel	陶瓷 Ceramic	60-250	70-250	100-250					
球墨铸铁/轧辊 Ductile Iron/Rollers	陶瓷 Ceramic	60-250	70-250	100-250					
镁/锌/塑料/木材 Aluminum/Copper/Magnesium/Zinc/Plastic/Wood	陶瓷 Ceramic	60-250	70-250	100-250					
铝合金 HB50-70 Aluminum Alloy	陶瓷 Ceramic	60-250	70-250	100-250					
淬硬铝合金 HB70-110 Hardened Aluminum Alloy	陶瓷 Ceramic	60-250	70-250	100-250					
铜/青铜/黄铜 Copper/Brass/Brass	陶瓷 Ceramic	60-250	70-250	100-250					
硬质合金/粉末冶金 Carbide/Powder Metallurgy	陶瓷 Ceramic	60-250	70-250	100-250					
硅填充塑料/碳纤维 Silicon Filled Plastic/Carbon Fiber	陶瓷 Ceramic	60-250	70-250	100-250					
钛/高温合金/碳纤维 Titanium/Superalloy/Carbon Fiber	陶瓷 Ceramic	60-250	70-250	100-250					

切削形态: ● 稳定切削 Stable Cutting ● 一般切削 General Cutting ☺ 一般切削(第二推荐) General Cutting(Second recommend) ✖ 不稳定切削 Unstable Cutting

用途 Application	尺寸形状 Dimension and Shape	规格型号 Specification	尺寸 Dimension				应用 Application									
			W _{0.05}	B	r _c	θ	PCD	CBN-K	CBN-S	ZN60	ZK01	ZM826	ZP15	ZM856	ZM860	
有背轴加工 With Groove		CTP 05FRN	0.5	2.8	0.03	0°										
		10FRN	1.0	6.7	0.05	0°										
		15FRN	1.5	6.7	0.05	0°										
		20FRN	2.0	6.7	0.05	0°										
		CTP 10FRK	1.0	6.7	0.05	16°										
无背轴加工 Without Groove		CTP 10FLV	1.0	6.7	0.05	16°										
		15FLV	1.5	6.7	0.05	16°										
		20FLV	2.0	6.7	0.05	16°										
		CTP 15FLNV	1.5	6.7	0.05	16°										
		20FLNV	2.0	6.7	0.05	16°										

*为刀柄安装时取值
☆为刀柄安装时取值

小零件加工
CTPA 切断
切槽刀片



用途 Application	尺寸形状 Dimension and Shape	规格型号 Specification	尺寸 Dimension				PCD	CBN-K	CBN-S	ZN60	ZK01	ZM26	ZP15	ZM86	
			W _{cut}	B	rE	θ									
切槽加工 Grooving	有排屑槽 With Groove	CTPA 07FR	0.7	4.5	0.05	16°	●	●	●	●	●	●	●	●	
		10FR	1.0	6.7			●	●	●	●	●	●	●	●	●
		15FR	1.5	9.2			●	●	●	●	●	●	●	●	●
		20FR	2.0	9.2			●	●	●	●	●	●	●	●	●
		25FR	2.5	9.2			●	●	●	●	●	●	●	●	●
切槽加工 Grooving	无排屑槽 Without Groove	CTPA 10FRV	1.0	6.7	0.0	20°	●	●	●	●	●	●	●	●	
		15FRV	1.5	9.5			●	●	●	●	●	●	●	●	●
		20FRV	2.0	9.5			●	●	●	●	●	●	●	●	●
		25FRV	2.5	9.2			●	●	●	●	●	●	●	●	●
		30FRV	3.0	9.2			●	●	●	●	●	●	●	●	●
切槽加工 Grooving	有排屑槽 With Groove	CTPA 07FRN	0.7	4.5	0.05	0°	●	●	●	●	●	●	●	●	
		10FRN	1.0	6.7			●	●	●	●	●	●	●	●	●
		15FRN	1.5	9.2			●	●	●	●	●	●	●	●	●
		20FRN	2.0	9.2			●	●	●	●	●	●	●	●	●
		25FRN	2.5	9.2			●	●	●	●	●	●	●	●	●
切槽加工 Grooving	无排屑槽 Without Groove	CTPA 15FRNV	1.5	9.5	0.0	0°	●	●	●	●	●	●	●	●	
		20FRNV	2.0	9.5			●	●	●	●	●	●	●	●	●
		25FRNV	2.5	9.2			●	●	●	●	●	●	●	●	●
		30FRNV	3.0	9.2			●	●	●	●	●	●	●	●	●
		30FRNV	3.0	9.2			●	●	●	●	●	●	●	●	●
切槽加工 Grooving	有排屑槽 With Groove	CTPA 07FRK	0.7	4.5	0.05	16°	●	●	●	●	●	●	●	●	
		10FRK	1.0	6.7			●	●	●	●	●	●	●	●	●
		15FRK	1.5	9.2			●	●	●	●	●	●	●	●	●
		20FRK	2.0	9.2			●	●	●	●	●	●	●	●	●
		25FRK	2.5	9.2			●	●	●	●	●	●	●	●	●
切槽加工 Grooving	无排屑槽 Without Groove	CTPA 15FLN	1.5	9.5	0.0	0°	●	●	●	●	●	●	●	●	
		20FLN	2.0	9.2			●	●	●	●	●	●	●	●	●
		25FLN	2.5	9.2			●	●	●	●	●	●	●	●	●
		30FLN	3.0	9.2			●	●	●	●	●	●	●	●	●
		30FLN	3.0	9.2			●	●	●	●	●	●	●	●	●
切槽加工 Grooving	有排屑槽 With Groove	CTPA 07FL	0.7	4.5	0.05	16°	●	●	●	●	●	●	●	●	
		10FL	1.0	6.7			●	●	●	●	●	●	●	●	●
		15FL	1.5	9.2			●	●	●	●	●	●	●	●	●
		20FL	2.0	9.2			●	●	●	●	●	●	●	●	●
		25FL	2.5	9.2			●	●	●	●	●	●	●	●	●
切槽加工 Grooving	无排屑槽 Without Groove	CTPA 15FLV	1.5	9.5	0.0	20°	●	●	●	●	●	●	●	●	
		20FLV	2.0	9.5			●	●	●	●	●	●	●	●	●
		25FLV	2.5	9.2			●	●	●	●	●	●	●	●	●
		30FLV	3.0	9.2			●	●	●	●	●	●	●	●	●
		30FLV	3.0	9.2			●	●	●	●	●	●	●	●	●
切槽加工 Grooving	有排屑槽 With Groove	CTPA 07FLN	0.7	4.5	0.05	0°	●	●	●	●	●	●	●	●	
		10FLN	1.0	6.7			●	●	●	●	●	●	●	●	●
		15FLN	1.5	9.2			●	●	●	●	●	●	●	●	●
		20FLN	2.0	9.2			●	●	●	●	●	●	●	●	●
		25FLN	2.5	9.2			●	●	●	●	●	●	●	●	●
切槽加工 Grooving	无排屑槽 Without Groove	CTPA 15FLNV	1.5	9.5	0.0	0°	●	●	●	●	●	●	●	●	
		20FLNV	2.0	9.2			●	●	●	●	●	●	●	●	●
		25FLNV	2.5	9.2			●	●	●	●	●	●	●	●	●
		30FLNV	3.0	9.2			●	●	●	●	●	●	●	●	●
		30FLNV	3.0	9.2			●	●	●	●	●	●	●	●	●
切槽加工 Grooving	有排屑槽 With Groove	CTPA 07FLK	0.7	4.5	0.05	16°	●	●	●	●	●	●	●	●	
		10FLK	1.0	6.7			●	●	●	●	●	●	●	●	●
		15FLK	1.5	9.2			●	●	●	●	●	●	●	●	●
		20FLK	2.0	9.2			●	●	●	●	●	●	●	●	●
		20FLK	2.0	9.2			●	●	●	●	●	●	●	●	●

☆ θ 为刀柄安装时取值
Installation Angle For The Toolholder

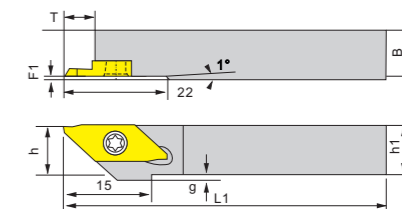
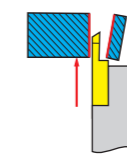
CTP/CTPA 型

CTP/CTPA Type

切槽/切断/背车车削加工

Grooving / Cut-Off/Back Turning

刀片 (Inserts): AB18-AB19, A30-A31
零配件 (Toolholder Parts): P01-P04



图示方向 (R) R-Type

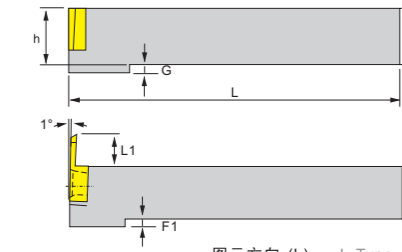
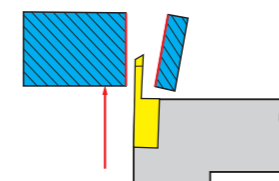
刀把型号 Ordering code	尺寸 Dimensions						刀片 Insert	扳手 Wrench	螺丝 Screw	Stock		Order Number	Price (RMB)	
	h	B	L1	h1	g	T				R	L			
CTPR/L	08	8	10	120	8	4	5.5	CTP(切断刀) CTP-X(切断刀) CTPX(切断刀)	T15	M4.0×8	●	●	206300	260
	10	10	10	120	10	2	5.5				●	●	206302	200
	12GX	12	12	85	12	0	5.5				●	●	206304	150
	12	12	12	120	12	0	5.5				●	●	206306	160
	13	13	13	120	13	0	5.5				●	●	206308	170
	16H	16	16	100	16	0	5.5				●	●	206310	140
16	16	16	120	16	0	5.5	●	●	206312	160				
CTPA型 切断直径15mm 背车与切断车削共用														
CTPAR/L	10	10	10	120	10	2	7.5	CTPA(切断刀) CTPAX(切断刀) TBPA(后车削) TTPA(螺纹)	T15	M4.0×8	●	●	206316	200
	12	12	12	120	12	0	7.5				●	●	206318	160
	16	16	16	120	16	0	7.5				●	●	206320	160
	20F	20	20	80	20	0	7.5				●	●	206322	200

CTPSL 型

CTPSL Type

背车车削加工

Back Turning



图示方向 (L) L-Type

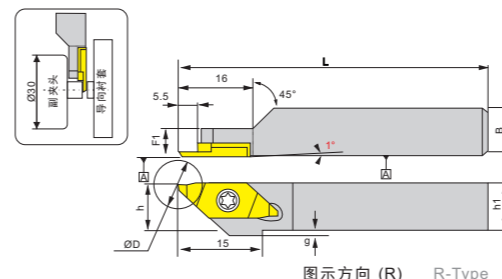
刀把型号 Ordering Code	尺寸 Dimensions						刀片 Insert	扳手 Wrench	螺丝 Screw	Stock		Order Number	Price (RMB)	
	H1=h	B	L	L1	G	F1				R	L			
CTPSR/L	10	10	10	120	6.0	2	6	CTP(切断刀) CTP-X(切断刀) CTPX(切断刀)	T15	M4.0×8	○	●	206121	300
	12	12	12	120	6.0	0	4				○	●	206123	300
	16	16	16	120	6.0	0	2				○	●	206125	300
	20	20	20	120	6.0	0	0				○	●	206127	300
CTPASR/L	10	10	10	120	8.0	2	8	CTPA(切断刀) CTPAX(切断刀) TBPA(后车削) TTPA(螺纹)	T15	M4.0×8	○	●	206129	300
	12	12	12	120	8.0	0	6				○	●	206131	300
	16	16	16	120	8.0	0	4				○	●	206133	300
	20	20	20	120	8.0	0	2				○	●	206135	300

CTPR-SUB型 CTPR-SUB Type

背轴车削加工用

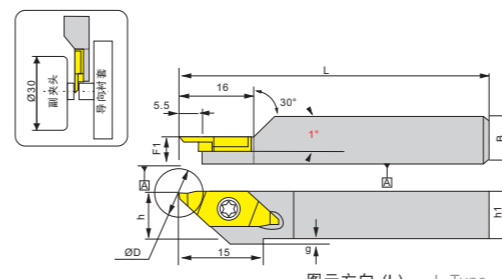
Back Shaft Turning

刀片 (Inserts): AB18-AB19, A30-A31
零配件 (Toolholder Parts): P01-P04



图示方向 (R) R-Type

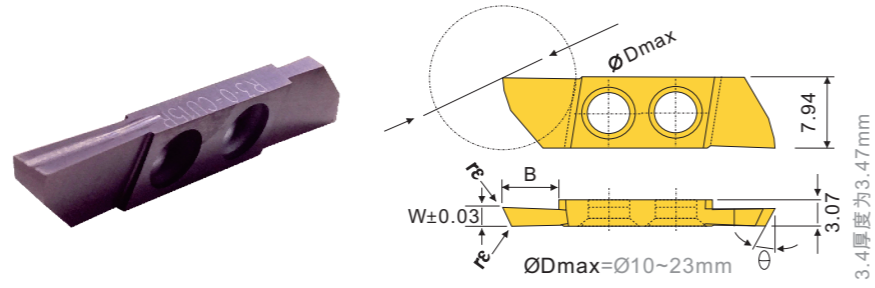
CTPL-SUB型 CTPL-SUB Type



图示方向 (L) L-Type

刀柄型号 Tool holder model	库存	尺寸 (mm)							适用刀片	零件		Order Number	Price (RMB)
		最大切断直径 ØD	h	b	L	h1	f	g		紧固螺丝	扳手		
CTPR	08-SUB	●	12	8	8	120	10	4	CTP-FRN(V)/NV CTP-FLN(FRN) CTPX-FRN	M4X5	T15	206200	300
	08J-SUB	●	12	8	8	110	10	4				206202	300
	10F-SUB	●	12	10	10	80	10	2				206204	300
	10KX-SUB	●	12	10	10	120	10	2				206206	300
	12GX-SUB	●	12	12	12	85	12	0				206208	300
CTPL	12-SUB	●	12	12	120	12	0	4	CTP-FLK CTP-FLKV CTP-FLN CTP-FLNV CTP-FLK	M4X5	T15	206210	300
	08-SUB	●	12	8	8	120	8	4				206212	300
	08J-SUB	●	12	8	8	110	8	2				206214	300
	10GX-SUB	●	12	10	10	85	10	2				206216	300
CTPAR	12GX-SUB	●	16	12	12	85	12	0.0	CTPA-FRN(V)/NV CTPAX-FRN	M4X5	T15	206218	300
	10GX-SUB	●	16	10	10	85	10	2				206220	400
	12GX-SUB	●	16	12	12	85	12	0				206222	400
	12KX-SUB	●	16	12	12	120	12	0				206224	400
CTPAL	10GX-SUB	●	16	10	10	85	10	2	CTPA-FLN(FRN)/NV CTPAX-FLN	M4X5	T15	206226	400
	12GX-SUB	●	16	12	12	85	12	5.5				206228	400
	12KX-SUB	●	16	12	12	120	12	0				206230	400
	16GX-SUB												

CTPW 小零件加工
切断
切槽刀片



切削形态:	稳定切削	一般切削	一般切削(第二推荐)	不稳定切削
P 钢	●	○	○	✖
M 不锈钢	●	○	○	✖
K 铸铁	●	○	○	✖
N 铝/铜/镁/锌/塑料/木材	●	○	○	✖
S 硬质合金/粉末冶金	●	○	○	✖
H 钛/高温合金/碳纤维	●	○	○	✖

切削形态:	稳定切削	一般切削	一般切削(第二推荐)	不稳定切削
P 钢	●	○	○	✖
M 不锈钢	●	○	○	✖
K 铸铁	●	○	○	✖
N 铝/铜/镁/锌/塑料/木材	●	○	○	✖
S 硬质合金/粉末冶金	●	○	○	✖
H 钛/高温合金/碳纤维	●	○	○	✖

用途	尺寸形状	规格型号	尺寸 Dimension			PCD	CBN-K	CBN-S	ZK01	ZK02	ZM826	ZP150	ZM896	ZM860
			W±0.03	B	rR									
切断加工 Cut-off	有排屑槽 With Groove	CTPW10FR	1.0	5.0	0.06	15°	●	●	●	●	●	●	●	●
		15FR	1.5	8.5	0.06	●	●	●	●	●	●	●	●	●
		20FR	2.0	11.5	0.1	●	●	●	●	●	●	●	●	●
		25FR	2.5	11.5	0.1	●	●	●	●	●	●	●	●	●
		30FR	3.0	11.5	0.2	●	●	●	●	●	●	●	●	●
反向切槽加工 Reverse Grooving	有排屑槽 With Groove	CTPW10FRN	1.0	5.0	0.06	0°	●	●	●	●	●	●	●	●
		15FRN	1.5	8.5	0.06	0°	●	●	●	●	●	●	●	●
		20FRN	2.0	11.5	0.1	0°	●	●	●	●	●	●	●	●
		25FRN	2.5	11.5	0.1	0°	●	●	●	●	●	●	●	●
		30FRN	3.0	11.5	0.2	0°	●	●	●	●	●	●	●	●
切槽加工 Grooving	有排屑槽 With Groove	CTPW10FL	1.0	5.0	0.06	15°	●	●	●	●	●	●	●	●
		15FL	1.5	8.5	0.06	15°	●	●	●	●	●	●	●	●
		20FL	2.0	11.5	0.1	15°	●	●	●	●	●	●	●	●
		25FL	2.5	11.5	0.1	15°	●	●	●	●	●	●	●	●
		30FL	3.0	11.5	0.2	15°	●	●	●	●	●	●	●	●
反向切槽加工 Reverse Grooving	有排屑槽 With Groove	CTPW10FLN	1.0	5.0	0.06	0°	●	●	●	●	●	●	●	●
		15FLN	1.5	8.5	0.06	0°	●	●	●	●	●	●	●	●
		20FLN	2.0	11.5	0.1	0°	●	●	●	●	●	●	●	●
		25FLN	2.5	11.5	0.1	0°	●	●	●	●	●	●	●	●
		30FLN	3.0	11.5	0.2	0°	●	●	●	●	●	●	●	●

用途	尺寸形状	规格型号	尺寸 Dimension			PCD	CBN-K	CBN-S	ZK01	ZK02	ZM826	ZP150	ZM896	ZM860
			W±0.03	B	rR									
切断加工 Cut-off	有排屑槽 With Groove	CTPW10FRU	1.0	5.0	0.06	15°	●	●	●	●	●	●	●	●
		15FRU	1.5	8.5	0.06	15°	●	●	●	●	●	●	●	●
		20FRU	2.0	11.5	0.1	15°	●	●	●	●	●	●	●	●
		25FRU	2.5	11.5	0.1	15°	●	●	●	●	●	●	●	●
		30FRU	3.0	11.5	0.2	15°	●	●	●	●	●	●	●	●
反向切槽加工 Reverse Grooving	无排屑槽 Without Groove	CTPW10FRNV	1.0	5.0	0.06	0°	●	●	●	●	●	●	●	●
		15FRNV	1.5	8.5	0.06	0°	●	●	●	●	●	●	●	●
		20FRNV	2.0	11.5	0.1	0°	●	●	●	●	●	●	●	●
		25FRNV	2.5	11.5	0.1	0°	●	●	●	●	●	●	●	●
		30FRNV	3.0	11.5	0.2	0°	●	●	●	●	●	●	●	●
切槽加工 Grooving	有排屑槽 With Groove	CTPW10FLU	1.0	5.0	0.06	15°	●	●	●	●	●	●	●	●
		15FLU	1.5	8.5	0.06	15°	●	●	●	●	●	●	●	●
		20FLU	2.0	11.5	0.1	15°	●	●	●	●	●	●	●	●
		25FLU	2.5	11.5	0.1	15°	●	●	●	●	●	●	●	●
		30FLU	3.0	11.5	0.2	15°	●	●	●	●	●	●	●	●
反向切槽加工 Reverse Grooving	无排屑槽 Without Groove	CTPW10FLNV	1.0	5.0	0.06	0°	●	●	●	●	●	●	●	●
		15FLNV	1.5	8.5	0.06	0°	●	●	●	●	●	●	●	●
		20FLNV	2.0	11.5	0.1	0°	●	●	●	●	●	●	●	●
		25FLNV	2.5	11.5	0.1	0°	●	●	●	●	●	●	●	●
		30FLNV	3.0	11.5	0.2	0°	●	●	●	●	●	●	●	●
端面切槽加工 End Face Grooving	有排屑槽 With Groove	CTPW20FLN-D	2.0	9.0	0.06	0°	●	●	●	●	●	●	●	●
		25FLN-D	2.5	11.5	0.10	0°	●	●	●	●	●	●	●	●
		30FLN-D	3.0	11.5	0.15	0°	●	●	●	●	●	●	●	●
		34FLN-D	3.4	11.5	0.15	0°	●	●	●	●	●	●	●	●

☆θ为刀柄安装时取
☆θ Installation Angle For The Toolholder

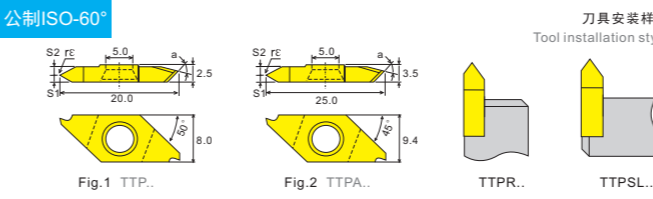
CTPW 型
CTPW Type

刀片 (Inserts): AB21, A32
零配件 (Toolholder Parts): P01-P04

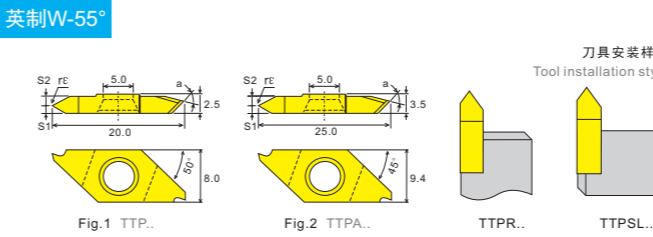
刀把型号 Ordering code	尺寸 Dimensions						刀片 Insert	扳手 Wrench	螺丝 Screw	Stock	Order Number	Price (RMB)
	h	B	L1	h1	g	T						
CTPWR/L 10	10	12	120	9.95	2	11.5	CTPW..	T15	M4.0×8	● ●	206326	280
12	12	120	11.95	0	11.5	● ●				206328	260	
16	16	16	120	15.95	0	11.5				● ●	206330	200
20	20	20	125	19.95	0	11.5				● ●	206332	260
25	25	25	150	24.95	0	11.5				● ●	206334	300

TTP 小零件
精密
螺纹刀片

螺纹应用领域: 工业机械用管螺纹
Thread Application: Pipe thread for industrial machinery



用途	规格型号	螺距	尺寸						PCD	CBN-K	CBN-S	ZK01	ZK02	ZM826	ZP150	ZM896	ZM860				
			Pitch of Screw	Dimension (mm)	Fig	rE	S1	S2										a			
螺纹加工 Thread Machining	TTP60	FR4A	0.2-0.6	64-48	<0.05	0.4	2.1	60°	1	●	●	●	●	●	●	●	●	●			
		FR4B	0.2-0.6	64-48	<0.05	2.1	0.4	●	●	●	●	●	●	●	●	●	●	●			
		FR8A	0.5-1.25	48-24	0.05	0.8	1.7	0.8	60°	1	●	●	●	●	●	●	●	●	●		
		FR8B	0.5-1.25	48-24	0.05	1.7	0.8	●	●	●	●	●	●	●	●	●	●	●	●		
		FRN	1.0-1.50	24-18	0.1	1.25	1.25	●	●	●	●	●	●	●	●	●	●	●	●		
		FRN02	1.0-1.50	24-18	0.2	1.25	1.25	●	●	●	●	●	●	●	●	●	●	●	●	●	
		螺纹加工 Thread Machining	TTPA60	FR4A	0.2-0.6	64-48	<0.05	0.4	2.1	60°	2	●	●	●	●	●	●	●	●	●	
				FR4B	0.2-0.6	64-48	<0.05	2.1	0.4	●	●	●	●	●	●	●	●	●	●	●	
				FR8A	0.5-1.25	48-24	0.05	0.8	1.7	0.8	60°	2	●	●	●	●	●	●	●	●	●
				FR8B	0.5-1.25	48-24	0.05	1.7	0.8	●	●	●	●	●	●	●	●	●	●	●	●
FRN	1.0-1.50			24-18	0.1	1.25	1.25	●	●	●	●	●	●	●	●	●	●	●	●		
FRN02	1.0-1.50			24-18	0.2	1.25	1.25	●	●	●	●	●	●	●	●	●	●	●	●		

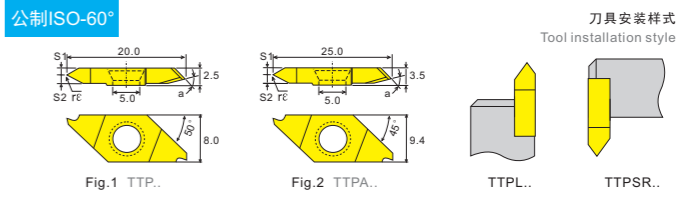


用途	规格型号	螺距	尺寸						PCD	CBN-K	CBN-S	ZK01	ZK02	ZM826	ZP150	ZM896	ZM860		
			Pitch of Screw	Dimension (mm)	Fig	rE	S1	S2										a	
螺纹加工 Thread Machining	TTP55	FR8A	-	48-16	0.05	0.8	1.7	55°	1	●	●	●	●	●	●	●	●	●	
		FR8B	-	48-16	0.05	1.7	0.8	●	●	●	●	●	●	●	●	●	●	●	
		TTPA55	FR8A	-	48-16	0.05	0.8	1.7	55°	2	●	●	●	●	●	●	●	●	●
			FR8B	-	48-16	0.05	1.7	0.8	●	●	●	●	●	●	●	●	●	●	●

TTP 型
TTP Type
螺纹车削加工
Thread Turning

刀片 (Inserts): A51-A54
零配件 (Toolholder Parts): P01-P04

材料	切削形态	稳定切削	一般切削	一般切削(第二推荐)	不稳定切削	PCD	CBN-K	CBN-S	ZK01	ZK02	ZM826	ZP150	ZM896	ZM860
P 钢	●	○	○	○	✖	●	●	●	●	●	●	●	●	●
M 不锈钢	●	○	○	○	✖	●	●	●	●	●	●	●	●	●
K 铸铁	●	○	○	○	✖	●	●	●	●	●	●	●	●	●
N 铝/铜/镁/锌/塑料/木材	●	○	○	○	✖	●	●	●	●	●	●	●	●	●
S 硬质合金/粉末冶金	●	○	○	○	✖	●	●	●	●	●	●	●	●	●
H 钛/高温合金/碳纤维	●	○	○	○	✖	●	●	●	●	●	●	●	●	●



用途	规格型号	螺距	尺寸						PCD	CBN-K	CBN-S	ZK01	ZK02	ZM826	ZP150	ZM896	ZM860
			Pitch of Screw														

车削刀柄

CSV 凸轮车床刀具

DS 刀柄

正面排刀

Y轴刀柄

前车削

后车削

小径切槽切断螺纹

小孔加工

滚花车花

焊接车刀夹头

外圆车削

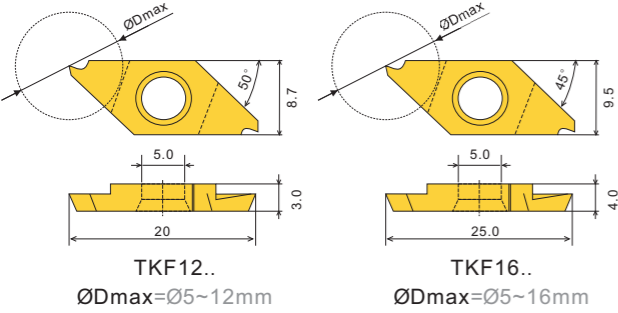

内孔车削

螺纹车削

切槽切断

端面切槽

TKF 小零件加工 切断 切槽刀片



用途 Application	尺寸形状 Dimension and Shape	规格型号 Specification	尺寸 Dimension				PCD	CBN-K	CBN-S	ZN60	ZK01	ZM826	ZP15	ZM856			
			W	B	rE	a											
切槽加工 Cutting Groove		TKF12R 050-S16R 070-S16R 100-S16R 125-S16R 150-S16R 200-S16R	0.5	2.8													
			0.7	4.5													
			1.0	6.5	0.03	16°											
			1.25	6.5													
			1.5	6.5													
			2.0	6.5													
切槽加工 Cutting Groove		TKF16R 100-S16R 125-S16R 150-S16R 200-S16R 250-S16R 300-S16R	1.0														
			1.25														
			1.5	8.5	0.05	16°											
			2.0														
			2.5														
			3.0														
切断切槽加工 Cutting Groove / Cut-off		TKF12S 050-S 070-S 100-S 125-S 150-S 200-S	0.5	2.8													
			0.7	4.5													
			1.0	6.5	0.03	0°											
			1.25	6.5													
			1.5	6.5													
			2.0	6.5													
切断切槽加工 Cutting Groove / Cut-off		TKF16S 100-S 125-S 150-S 200-S 250-S 300-S	1.0														
			1.25														
			1.5	8.5	0.05	16°											
			2.0														
			2.5														
			3.0														
切槽加工 Cutting Groove		TKF12L 050-S16R 070-S16R 100-S16R 125-S16R 150-S16R 200-S16R	0.5	2.8													
			0.7	4.5													
			1.0	6.5	0.03	16°											
			1.25	6.5													
			1.5	6.5													
			2.0	6.5													
切槽加工 Cutting Groove		TKF16L 100-S16R 125-S16R 150-S16R 200-S16R 250-S16R 300-S16R	1.0														
			1.25														
			1.5	8.5	0.05	16°											
			2.0														
			2.5														
			3.0														
切槽加工 Cutting Groove		TKF12S 050-S 070-S 100-S 125-S 150-S 200-S	0.5	2.8													
			0.7	4.5													
			1.0	6.5	0.03	0°											
			1.25	6.5													
			1.5	6.5													
			2.0	6.5													
切槽加工 Cutting Groove		TKF16S 100-S 125-S 150-S 200-S 250-S 300-S	1.0														
			1.25														
			1.5	8.5	0.05	16°											
			2.0														
			2.5														
			3.0														

加工材料 Material	PCD	CBN-K	CBN-S	ZN60	ZK01	ZM826	ZP15	ZM856
低碳钢 低碳钢 HRC46-58	150-600	150-600	150-600	150-350	60-250	70-250	100-250	100-250
不锈钢 球墨铸铁/铸钢	100-300	100-300	100-300	100-300	100-160	100-150	150-200	150-300
钛/铝/镁/铜/塑料/木材 铝合金 HB50-70	300-1200	300-1200	300-1200	300-1200	300-1200	300-1200	300-1200	300-1200
铸铝 铸铝 HB70-110	300-800	300-800	300-800	300-800	300-1000	300-1000	300-1000	300-1000
钢/青铜/黄铜 硬质合金/粉末冶金	10-30	10-30	10-30	10-30	400-600	400-600	400-600	400-600
硅填充塑料/碳纤维 钛/高温合金/碳纤维	100-200	100-200	100-200	100-200	20-50	20-50	20-50	20-50

用途 Application	尺寸形状 Dimension and Shape	规格型号 Specification	尺寸 Dimension				PCD	CBN-K	CBN-S	ZN60	ZK01	ZM826	ZP15	ZM856			
			W	B	rE	a											
切槽加工 Cutting Groove		TKF12R 050-S16R 070-S16R 100-S16R 125-S16R 150-S16R 200-S16R	0.5	2.8													
			0.7	4.5													
			1.0	6.5	0.03	20°											
			1.25	6.5													
			1.5	6.5													
			2.0	6.5													
切槽加工 Cutting Groove		TKF16R 100-S16R 125-S16R 150-S16R 200-S16R 250-S16R 300-S16R	1.0														
			1.25														
			1.5	8.5	0.05	20°											
			2.0														
			2.5														
			3.0														
切槽加工 Cutting Groove		TKF12S 050-S 070-S 100-S 125-S 150-S 200-S	0.5	2.8													
			0.7	4.5													
			1.0	6.5	0.03	0°											
			1.25	6.5													
			1.5	6.5													
			2.0	6.5													
切槽加工 Cutting Groove		TKF16S 100-S 125-S 150-S 200-S 250-S 300-S	1.0														
			1.25														
			1.5	8.5	0.05	20°											
			2.0														
			2.5														
			3.0														
切槽加工 Cutting Groove		TKF12L 050-S16R 070-S16R 100-S16R 125-S16R 150-S16R 200-S16R	0.5	2.8													
			0.7	4.5													
			1.0	6.5	0.03	16°											
			1.25	6.5													
			1.5	6.5													
			2.0	6.5													
切槽加工 Cutting Groove		TKF16L 100-S16R 125-S16R 150-S16R 200-S16R 250-S16R 300-S16R	1.0														
			1.25														
			1.5	8.5	0.05	16°											
			2.0														
			2.5														
			3.0														
切槽加工 Cutting Groove		TKF12S 050-S 070-S 100-S 125-S 150-S 200-S	0.5	2.8													
			0.7	4.5													
			1.0	6.5	0.03	0°											
			1.25	6.5													
			1.5	6.5													
			2.0	6.5													
切槽加工 Cutting Groove		TKF16S 100-S 125-S 150-S 200-S 250-S 300-S	1.0														
			1.25														
			1.5	8.5	0.05	20°											
			2.0														
			2.5														
			3.0														

☆θ为刀柄安装时取值
☆θ Installation Angle For The Toolholder

TKFB 外圆加工 背车削 后车削刀片

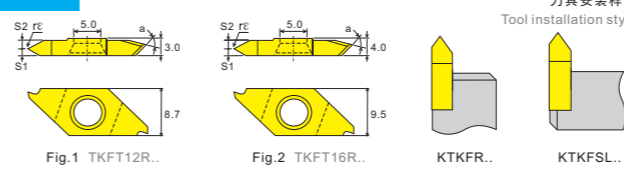


用途 Application	尺寸形状 Dimension and Shape	规格型号 Specification	尺寸 Dimension				PCD	CBN-K	CBN-S	ZN60	ZK01	ZM826	ZP15	ZM856		
			W	B	rE	a										
外圆加工 External Processing		TKFB12R 15005M 28005M 28010M	1.5	2.6	0.05	0.25										
			2.8	4.6	0.05	0.3										
			2.8	4.6	0.1	0.3										
外圆加工 External Processing		TKFB16R 38005M 38010M	3.8	0.3	0.05	0.3										

TKFT 小零件 精密 螺纹刀片

螺纹应用领域：一般工业
Thread Application: General Industry

公制ISO-60°

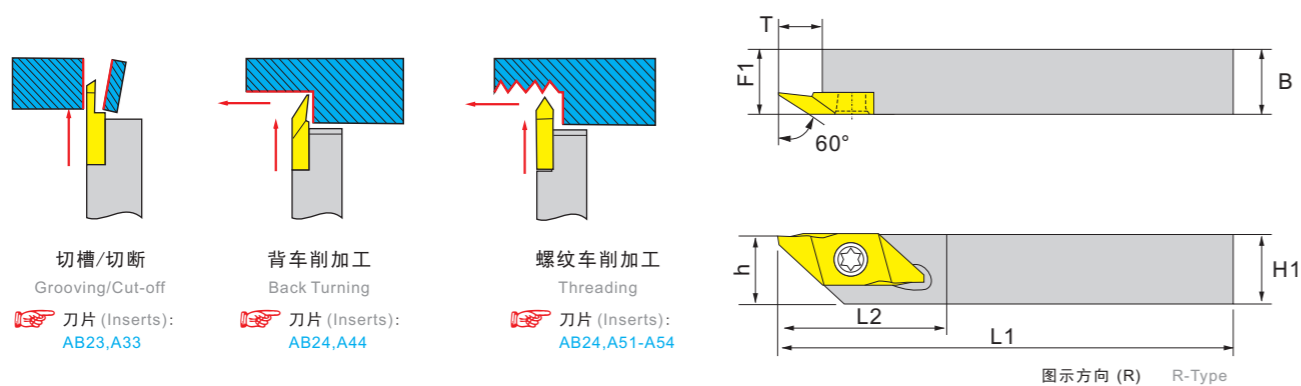


用途 Application	规格型号 Specification	螺距 Pitch of Screw (mm)	(tpi)	尺寸 Dimension (mm)				PCD	CBN-K	CBN-S	ZN60	ZK01	ZM826	ZP15	ZM856
				rE	S1	S2	a								
螺纹加工 Thread Processing	TKFT12R</														

■ KTKFR 型

KTKFR Type

切槽/切断/背车/螺纹车削加工共用
Grooving/Cut-off/Back Turning/Threading

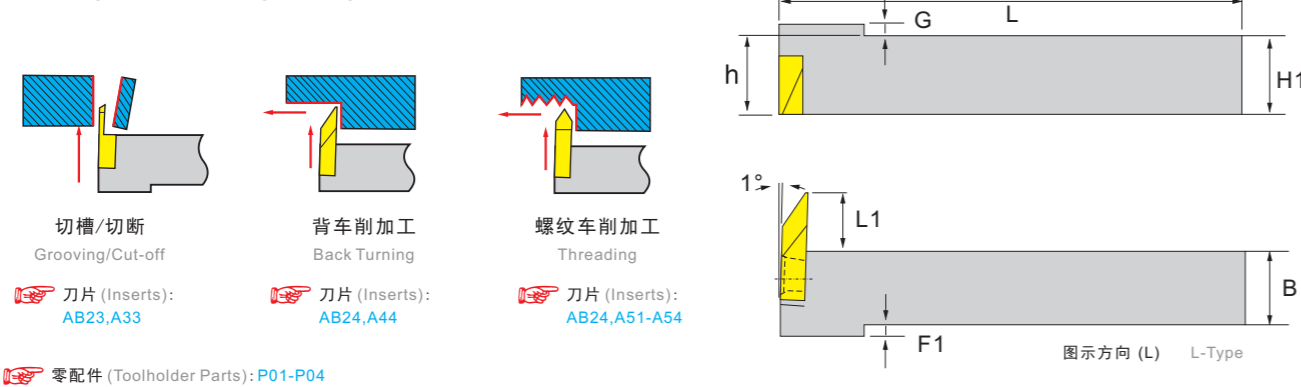


刀把型号 Ordering code	尺寸 Dimensions						刀片 Insert	扳手 Wrench	螺丝 Screw	Stock	Order Number	Price (RMB)
	H1=h	B	L1	L2	T	F1						
KTKFR/L 0808K-12	8	8	125	15	6	8	切断 TKF..12R.. 后扫 TKFB..12R.. 螺纹 TKFT..12R..	T20	M4.5×8	● ●	206100	260
1010K-12	10	10	125	15	6	10				● ●	206102	200
1212F-12	12	12	85	-	6	12				● ●	206104	150
KTKFR/L 1212M-12	12	12	150	-	6	12	● ●	206106	160			
KTKFR/L 1616M-12	16	16	150	-	6	16	● ●	206108	140			
KTKFR/L 0808K-16	8	8	125	15	8	8	切断 TKF..12R.. 后扫 TKFB..12R.. 螺纹 TKFT..12R..	T20	M4.5×8	● ●	206110	260
1010K-16	10	10	125	20	8	10				● ●	206112	200
1212F-16	12	12	85	-	8	12				● ●	206114	150
KTKFR/L 1212M-16	12	12	150	-	8	12	● ●	206116	160			
KTKFR/L 1616M-16	16	16	150	-	8	16	● ●	206118	140			

■ KTKFSL 型

KTKFSL Type

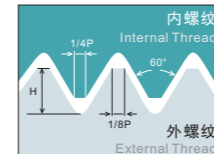
切槽/切断/背车/螺纹车削加工
Grooving/Cut-off/Back Turning/Threading



刀把型号 Ordering Code	尺寸 Dimensions						刀片 Insert	扳手 Wrench	螺丝 Screw	Stock	Order Number	Price (RMB)
	H1=h	B	L	L1	G	F1						
KTKFSR/L 1010JX12	10	10	120	6.0	2	6	切断 TKF..12R.. 后扫 TKFB..12R.. 螺纹 TKFT..12R..	T20	M4.5×8	● ●	206121	300
1212JX12	12	12	120	6.0	0	4				● ●	206123	300
1616JX12	16	16	120	6.0	0	2				● ●	206125	300
KTKFSR/L 2020JX12	20	20	120	6.0	0	0	● ●	206127	300			
KTKFSR/L 1010JX16	10	10	120	8.0	2	8	切断 TKF..12R.. 后扫 TKFB..12R.. 螺纹 TKFT..12R..	T20	M4.5×8	● ●	206129	300
1212JX16	12	12	120	8.0	0	6				● ●	206131	300
1616JX16	16	16	120	8.0	0	4				● ●	206133	300
KTKFSR/L 2020JX16	20	20	120	8.0	0	2	● ●	206135	300			

小零件 精密 螺纹刀片

螺纹应用领域：一般工业
Thread Application: General Industry



材料	切削形态	一般切削	不稳定切削	材料
P 钢	● 稳定切削 Stable Cutting	● 一般切削 General Cutting	● 不稳定切削 Unstable Cutting	POD
M 不锈钢	● 一般切削(第二推荐) General Cutting(Second recommend)	● 一般切削 General Cutting	● 不稳定切削 Unstable Cutting	CRN-K
K 铸铁		● 一般切削 General Cutting	● 不稳定切削 Unstable Cutting	CRN-G
N 铝/铜/镁/塑料/木材		● 一般切削 General Cutting	● 不稳定切削 Unstable Cutting	CRN-S
S 硬质合金/粉末冶金		● 一般切削 General Cutting	● 不稳定切削 Unstable Cutting	ZN01
H 钛/高温合金/碳纤维		● 一般切削 General Cutting	● 不稳定切削 Unstable Cutting	ZN02
				ZN03
				ZN04
				ZM826
				ZM826
				ZP15
				ZP15
				ZM856
				ZM856
				ZM860
				ZM860

TTX32R



用途	规格型号 Specification	螺距		尺寸						应用材料	
		(mm)	(tpi)	rc	S1	S2	A	phi d			
螺纹加工	TTX32R 6000	0.5-1.0	56-32	0.00	0.6	1.12					● ●
	6000S	0.5-1.0	56-32	0.00	0.3	1.12					● ●
	60005	0.5-1.0	48-32	0.05	0.6	1.12					● ●
	60005S	0.5-1.0	48-32	0.05	0.3	1.12	9.525	4.4			● ●
	6001	1.0-2.0	28-14	0.1	1.1	1.62					● ●
螺纹加工	6002	1.5-2.5	16-10	0.2	1.1	1.62					● ●
	6003	2.5	11-10	0.3	1.1	1.62					● ●

TTX32L



用途	规格型号 Specification	螺距		尺寸						应用材料	
		(mm)	(tpi)	rc	S1	S2	A	phi d			
螺纹加工	TTX32L 6000	0.5-1.0	56-32	0.00	0.6	1.12					● ●
	6000S	0.5-1.0	56-32	0.00	0.3	1.12					● ●
	60005	0.5-1.0	48-32	0.05	0.6	1.12					● ●
	60005S	0.5-1.0	48-32	0.05	0.3	1.12	9.525	4.4			● ●
	6001	1.0-2.0	28-14	0.1	1.1	1.62					● ●
螺纹加工	6002	1.5-2.5	16-10	0.2	1.1	1.62					● ●
	6003	2.5	11-10	0.3	1.1	1.62					● ●

用途	规格型号 Specification	螺距		尺寸						应用材料	
		(mm)	(tpi)	rc	S1	S2	A	phi d			
螺纹加工	TTX32R 5501	-	28-10	0.1	1.1	0.5	9.525	4.4			● ●
	5502	-	14-10	0.2	1.1	0.5	9.525	4.4			● ●

用途	规格型号 Specification	螺距		尺寸						应用材料	
		(mm)	(tpi)	rc	S1	S2	A	phi d			
螺纹加工	TTX32L 5501	-	28-10	0.1	1.1	0.5	9.525	4.4			● ●
	5502	-	14-10	0.2	1.1	0.5	9.525	4.4			● ●

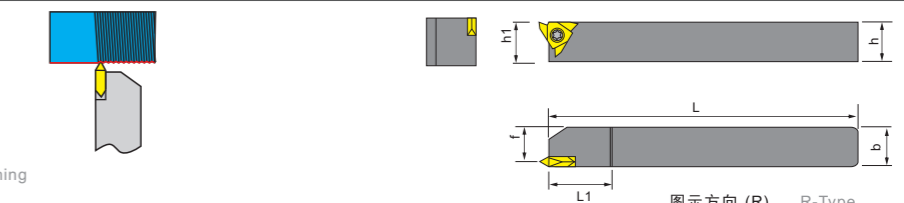
KTTXR

钢柄
Steel



外螺纹车削
External Thread Turning

刀片 (Inserts): AB26, A51-A54
零配件 (Toolholder Parts): P01-P04

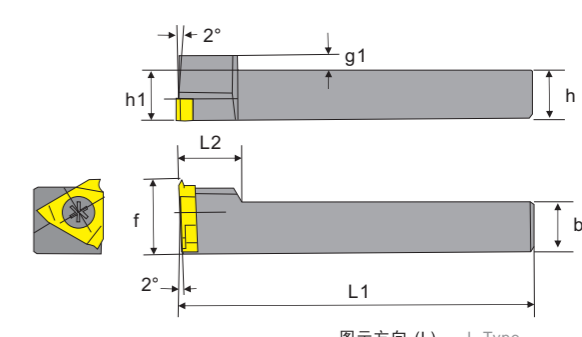
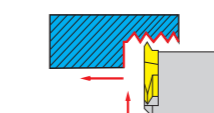


刀把型号 Ordering code	尺寸 Dimensions						刀片 Insert	螺丝 Screw	扳手 Wrench	Stock	Order Number	Price (RMB)
	h	b	L	L1	h1	f						
KTTXR/L1010F32	10	10	90	20	10	12	TTX32..	M4×10	L2.5 T15	● ●	232500	200
KTTXR/L1212H32	12	12	100	20	12	16				● ●	232502	165
KTTXR/L1616H32	16	16	100	20	16	20				● ●	232504	165
KTTXR/L2020K32	20	20	125	22	20	25	TT43..	M5×12	L2.5 T15	● ●	232506	180
KTTXR/L2020K43	20	20	125	28	20	25				● ●	232508	180
KTTXR/L2525M43	25	25	150	30	25	32				● ●	232510	220
KTTXR/L3232P43	32	32	170	30	32	40	● ●	232512	300			

KTTXSL 型

KTTXSL Type

刀片 (Inserts): AB26, A51-A54
零配件 (Toolholder Parts): P01-P04



刀把型号 Ordering code	尺寸 Dimensions						刀片 Insert	扳手 Wrench	螺丝 Screw	Stock	Order Number	Price (RMB)
	g1	h=h1	b	L1	L2	f						
KTTXSR/L 1010H16	2	10	10	100	12	16	TTX32..	T15	M4.0×10	○ ●	232513	300
1212H16	0	12	12	100	16	20				○ ●	232514	300
1616H16	0	16	16	100	20	24				○ ●	232515	300
2020K16	0	20	20	125	25	30				○ ●	232516	350
2525M16	0	25	25	150	32	35				○ ○	232517	400

车削刀柄

CSV 凸轮车床刀具

DS 刀柄

正面排刀

Y轴刀柄

前车削

后车削

小径切槽切断螺纹

小孔加工

滚花车花

焊接车刀夹头

外圆车削

内孔车削

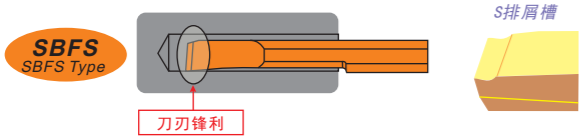
螺纹车削

切槽切断

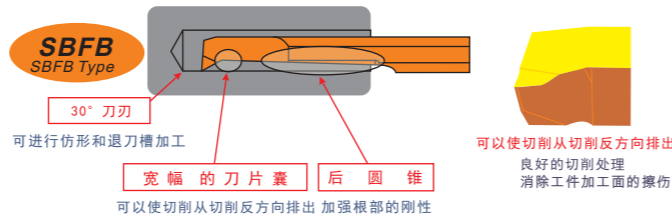
端面切槽

端面切槽

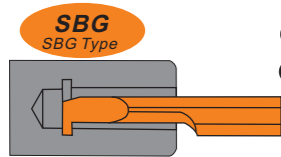
镗孔 Boring Tools



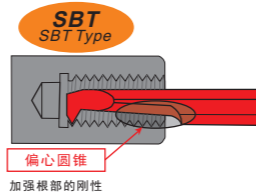
- 加工直径 $\phi 2.2$ -
- 强化了“SBFS型”和“SBFB型”两种产品的标准品库存
- 刀角R有R0.05和R0.15



槽刀 Groove Machining



- 加工径 $\phi 3$ -
- 强化槽宽为0.5/0.75/1.0/1.5mm的标准品库存



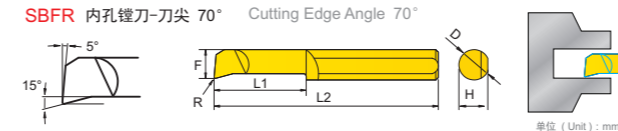
- 可加工螺纹M4-
- 可加工螺距0.5-
- 加粗根部, 提高刚性

螺纹切削 Thread Cutting

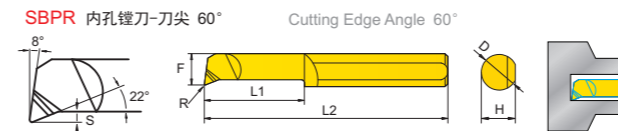
整体合金小径刀具 Alloy Small Boring Tool

整体合金小径刀具 Alloy Small Boring Tool

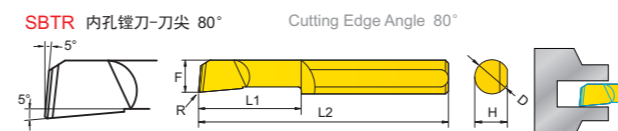
SBQR AB28 35°	SBPR AB28 60°	SBFR AB28 70°
SBTR AB28 80°	SBUR AB28 90°	SBDR AB28 93°
SBWR AB29	SBKR AB29	SBXR AB29
SBCR AB29 45°/45°	SMFR AB29	SMFL AB29
SMVR AB29		



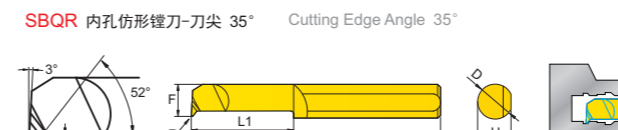
规格型号 Model	F	L1	S	R	D	L2	H	库存 Stock	加工直径 Processing Diameter	订购编码 Order No.	价格 (RMB)
SBFR100R005-D4	0.8	3.0	0.2	0.05	D4	40	3.7	○	1mm	207131	80
SBFR150R010-D4	1.2	5.0	0.2	0.1	D4	40	3.7	○	1.5mm	207132	80
SBFR200R010-D4	1.7	7.0	0.35	0.1	D4	40	3.7	○	2mm	207133	80
SBFR250R010-D4	2.3	7.0	0.45	0.1	D4	40	3.7	○	2.5mm	207134	80
SBFR300R010-D4	2.7	10.0	0.45	0.1	D4	50	3.7	○	3mm	207135	80
SBFR350R015-D4	3.2	15.0	0.5	0.15	D4	50	3.7	○	3.5mm	207136	80
SBFR400R015-D4	3.7	15.0	0.5	0.15	D4	50	3.7	○	4mm	207137	80
SBFR450R015-D4	4.0	15.0	0.5	0.15	D4	50	3.7	○	4.5mm	207138	100
SBFR500R020-D6	4.7	20.0	0.9	0.20	D6	50	5.7	○	5mm	207139	120
SBFR550R020-D6	5.2	20.0	0.9	0.20	D6	50	5.7	○	5.5mm	207140	120
SBFR600R020-D6	5.7	20.0	0.9	0.20	D6	50	5.7	○	6mm	207141	120
SBFR800R020-D8	7.5	40.0	1.2	0.20	D8	60	7.7	○	8mm	207142	210



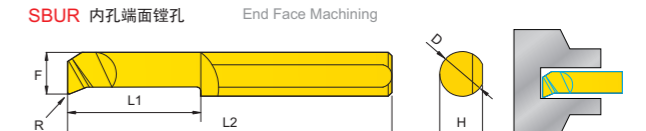
规格型号 Model	F	L1	S	R	D	L2	H	库存 Stock	加工直径 Processing Diameter	订购编码 Order No.	价格 (RMB)
SBPR100R010-D4	0.85	4.0	0.15	0.05	D4	40	3.7	○	1mm	207143	85
SBPR150R010-D4	1.05	4.0	0.15	0.05	D4	40	3.7	○	1mm	207146	85
SBPR200R010-D4	1.5	6.0	0.30	0.10	D4	40	3.7	○	2mm	207147	85
SBPR250R010-D4	1.8	6.0	0.30	0.10	D4	40	3.7	○	2mm	207148	85
SBPR300R010-D4	2.2	6.0	0.30	0.05	D4	50	3.7	○	3mm	207149	85
SBPR350R010-D4	2.7	6.0	0.30	0.05	D4	50	3.7	○	3mm	207150	85
SBPR400R010-D4	2.7	6.0	0.30	0.20	D4	50	3.7	○	3mm	207151	85
SBPR450R010-D4	2.7	10.0	0.30	0.05	D4	50	3.7	○	3mm	207152	85
SBPR500R010-D4	3.0	10.0	0.30	0.10	D4	50	3.7	○	3mm	207153	85
SBPR550R010-D4	3.2	10.0	0.30	0.05	D4	50	3.7	○	3mm	207154	85
SBPR600R010-D4	3.7	8.0	0.40	0.10	D4	50	3.7	○	4mm	207155	85
SBPR650R010-D4	3.7	8.0	0.40	0.10	D4	50	3.7	○	4mm	207156	85
SBPR700R010-D4	3.7	8.0	0.40	0.20	D4	50	3.7	○	4mm	207157	85
SBPR750R010-D4	3.7	15.0	0.40	0.05	D4	50	3.7	○	4mm	207158	85
SBPR800R010-D4	3.7	15.0	0.40	0.10	D4	50	3.7	○	4mm	207159	85
SBPR850R010-D4	3.7	15.0	0.40	0.20	D4	50	3.7	○	4mm	207160	85
SBPR900R010-D4	4.7	20.0	0.50	0.05	D5	50	4.7	○	5mm	207161	130
SBPR950R010-D4	4.7	20.0	0.50	0.10	D5	50	4.7	○	5mm	207162	130
SBPR1000R010-D4	5.0	20.0	0.50	0.10	D5	50	4.7	○	5mm	207163	130
SBPR1100R010-D4	5.7	20.0	0.50	0.05	D6	50	5.7	○	6mm	207164	130
SBPR1200R010-D4	5.7	20.0	0.50	0.10	D6	50	5.7	○	6mm	207165	130
SBPR1300R010-D4	6.0	20.0	0.50	0.10	D6	50	5.7	○	6mm	207166	130
SBPR1400R010-D4	6.5	25.0	0.50	0.15	D7	50	6.7	○	7mm	207167	210
SBPR1500R010-D4	7.5	30.0	0.50	0.15	D8	60	7.7	○	8mm	207168	210
SBPR1600R010-D4	7.5	30.0	0.50	0.20	D8	60	7.7	○	8mm	207169	210



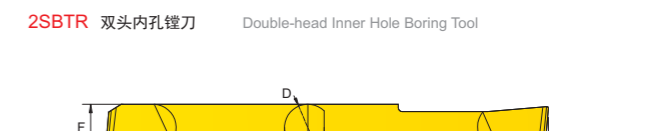
规格型号 Model	F	L1	S	R	D	L2	H	库存 Stock	加工直径 Processing Diameter	订购编码 Order No.	价格 (RMB)
SBTR100R005-D4	0.85	4.0	0.15	0.05	D4	40	3.7	○	1mm	207170	85
SBTR150R005-D4	0.85	4.0	0.15	0.05	D4	40	3.7	○	1mm	207171	85
SBTR200R005-D4	1.5	6.0	0.30	0.05	D4	40	3.7	○	2mm	207172	85
SBTR250R005-D4	1.8	6.0	0.30	0.10	D4	40	3.7	○	2mm	207173	85
SBTR300R005-D4	2.2	6.0	0.30	0.05	D4	50	3.7	○	3mm	207174	85
SBTR350R010-D4	2.7	6.0	0.30	0.10	D4	50	3.7	○	3mm	207175	85
SBTR400R010-D4	2.7	6.0	0.30	0.20	D4	50	3.7	○	3mm	207176	85
SBTR450R010-D4	2.7	10.0	0.30	0.05	D4	50	3.7	○	3mm	207177	85
SBTR500R010-D4	3.0	10.0	0.30	0.10	D4	50	3.7	○	3mm	207178	85
SBTR550R010-D4	3.2	10.0	0.30	0.05	D4	50	3.7	○	3mm	207179	85
SBTR600R010-D4	3.7	8.0	0.40	0.10	D4	50	3.7	○	4mm	207180	85
SBTR650R010-D4	3.7	8.0	0.40	0.10	D4	50	3.7	○	4mm	207181	85
SBTR700R010-D4	3.7	8.0	0.40	0.20	D4	50	3.7	○	4mm	207182	85
SBTR750R010-D4	3.7	15.0	0.40	0.05	D4	50	3.7	○	4mm	207183	85
SBTR800R010-D4	3.7	15.0	0.40	0.10	D4	50	3.7	○	4mm	207184	85
SBTR850R010-D4	3.7	15.0	0.40	0.20	D4	50	3.7	○	4mm	207185	85
SBTR900R010-D4	4.7	20.0	0.50	0.05	D5	50	4.7	○	5mm	207186	130
SBTR950R010-D4	4.7	20.0	0.50	0.10	D5	50	4.7	○	5mm	207187	130
SBTR1000R010-D4	5.0	20.0	0.50	0.10	D5	50	4.7	○	5mm	207188	130
SBTR1100R010-D4	5.7	20.0	0.50	0.10	D6	50	5.7	○	6mm	207189	130
SBTR1200R010-D4	5.7	20.0	0.50	0.20	D6	50	5.7	○	6mm	207190	130
SBTR1300R010-D4	6.0	20.0	0.50	0.10	D6	50	5.7	○	6mm	207191	130
SBTR1400R010-D4	6.5	25.0	0.50	0.20	D7	50	6.7	○	7mm	207192	210
SBTR1500R010-D4	7.5	30.0	0.50	0.20	D8	60	7.7	○	8mm	207193	210
SBTR1600R010-D4	7.5	30.0	0.50	0.40	D8	60	7.7	○	8mm	207194	210



规格型号 Model	F	L1	S	R	D	L2	H	库存 Stock	加工直径 Processing Diameter	订购编码 Order No.	价格 (RMB)
SBQR300R005-D4	2.9	6.0	0.6	0.05	D4	50	3.7	○	3mm	207320	85
SBQR400R005-D4	2.9	10.0	0.6	0.20	D4	50	3.7	○	3mm	207321	85
SBQR400R010-D4	3.9	10.0	0.8	0.10	D4	50	3.7	○	4mm	207322	85
SBQR500R010-D4	3.9	10.0	0.8	0.20	D4	50	3.7	○	4mm	207323	85
SBQR500R010-D5	4.9	15.0	1.0	0.10	D5	50	4.7	○	5mm	207324	130
SBQR600R010-D5	4.9	15.0	1.0	0.20	D5	50	4.7	○	5mm	207325	130
SBQR600R010-D6	5.9	15.0	1.0	0.10	D6	50	5.7	○	6mm	207326	130
SBQR600R010-D6	5.9	15.0	1.0	0.20	D6	50	5.7	○	6mm	207327	130
SBQR700R010-D6	6.5	20.0	1.5	0.20	D7	50	6.7	○	7mm	207328	210
SBQR800R010-D6	7.5	25.0	2.0	0.10	D8	60	7.7	○	8mm	207329	210
SBQR800R020-D8	7.5	25.0	2.0	0.20	D8	60	7.7	○	8mm	207330	210



规格型号 Model	F	L1	S	R	D	L2	H	F1	库存 Stock	加工直径 Processing Diameter	订购编码 Order No.	价格 (RMB)
SBUR300R010-D4	2.7	10.0	0.4	0.1	D4	50	3.7	1.3	○	3mm	207332	85
SBUR400R010-D4	3.7	15.0	0.5	0.1	D4	50	3.7	1.7	○	4mm	207333	85
SBUR500R010-D5	4.7	20.0	0.7	0.2	D5	50	4.7	2.1	○	5mm	207334	130
SBUR600R010-D6	5.7	20.0	1.0	0.2	D6	50	5.7	2.8	○	6mm	207335	130
SBUR700R010-D7	6.7	25.0	1.0	0.2	D7	50	6.7	3.2	○	7mm	207336	210
SBUR800R010-D8	7.7	30.0	1.0	0.2	D8	60	7.7	3.8	○	8mm	207337	210



规格型号 Model	F	L1	S	R	D	L2	H	库存 Stock	加工直径 Processing Diameter	订购编码 Order No.	价格 (RMB)
2SBTR200R005-D3	1.8	5.0	0.15	0.05	D3	50	2.7	○	2mm	207191	200
2SBTR300R010-D3	2.7	15.0	0.3	0.1	D3	50	3.7	○	3mm	207192	200
2SBTR400R010-D4	3.7	15.0	0.4	0.15	D4	50	3.7	○	4mm	207193	200
2SBTR500R010-D5	4.7	25.0	0.5	0.1	D5	70	4.7	○	5mm	207194	250
2SBTR600R010-D5	4.7	25.0	0.5	0.2	D5	70	4.7	○	5mm	207195	250
2SBTR700R010-D6	5.7	25.0	0.5	0.1	D6	70	5.7	○	6mm	207496	

车削刀柄

CSV 凸轮车床刀具

DS 刀柄

正面排刀

Y轴刀柄

前车削

后车削

小径切槽切断螺纹

小孔加工

滚花车花

焊接车刀夹头

外圆车削

内孔车削

螺纹车削

切槽切断

端面切槽

车削刀柄

CSV 凸轮车床刀具

DS 刀柄

正面排刀

Y轴刀柄

前车削

后车削

小径切槽切断螺纹

小孔加工

滚花车花

焊接车刀夹头

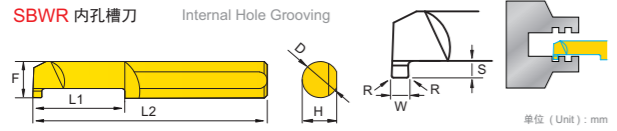
外圆车削

内孔车削

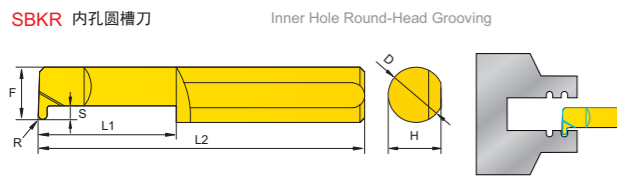
螺纹车削

切槽切断

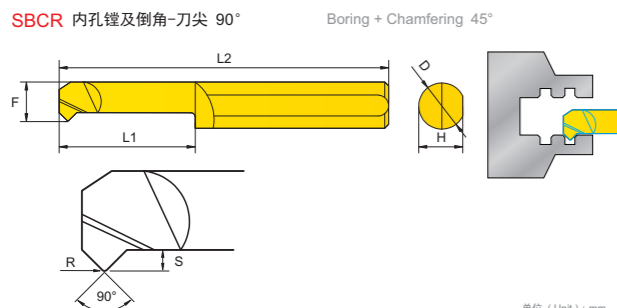
端面切槽



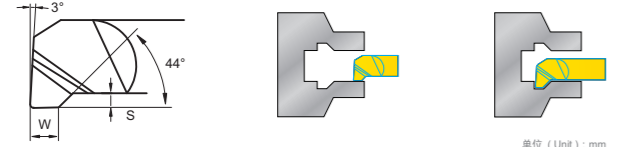
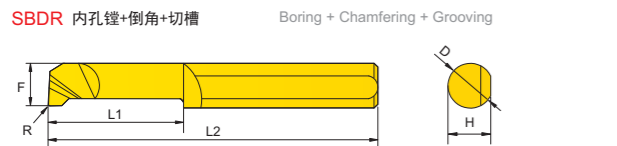
规格型号 Model	W	S	L1	R	F	D	L2	H	库存 Stock	加工直径 Processing Diameter	订购编号 Order No.	价格 Price (RMB)
SBWR05100R005-D4	0.5	1.0	10	0.05	3.8	D4	50	3.7	○	4mm	207241	85
SBWR08100R005-D4	0.8	1.0	10	0.05	3.8	D4	50	3.7	○	4mm	207242	85
SBWR10100R005-D4	1.0	1.5	10	0.05	3.8	D4	50	3.7	○	4mm	207243	85
SBWR15100R005-D4	1.5	1.5	10	0.05	3.8	D4	50	3.7	○	4mm	207244	85
SBWR10100R10-D5	1.0	1.5	10	0.1	4.8	D5	50	4.7	○	5mm	207245	130
SBWR12100R10-D5	1.2	1.5	10	0.1	4.8	D5	50	4.7	○	5mm	207246	130
SBWR15100R10-D5	1.5	2.0	10	0.1	4.8	D5	50	4.7	○	5mm	207247	130
SBWR20100R10-D5	2.0	2.0	10	0.1	4.8	D5	50	4.7	○	5mm	207248	130
SBWR10120R15-D6	1.0	2.0	12	0.15	5.8	D6	50	5.7	○	6mm	207249	130
SBWR15120R15-D6	1.5	2.0	12	0.15	5.8	D6	50	5.7	○	6mm	207250	130
SBWR20120R15-D6	2.0	2.0	12	0.15	5.8	D6	50	5.7	○	6mm	207251	130
SBWR25160R15-D6	2.5	2.5	16	0.15	5.8	D6	50	5.7	○	6mm	207252	130
SBWR15160R15-D8	1.5	2.0	16	0.15	7.8	D8	50	7.7	○	8mm	207253	210
SBWR20160R15-D8	2.0	3.0	16	0.15	7.8	D8	50	7.7	○	8mm	207254	210
SBWR25160R15-D8	2.5	3.0	16	0.15	7.8	D8	50	7.7	○	8mm	207255	210



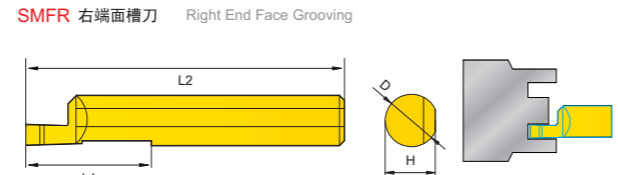
规格型号 Model	F	S	L1	R	D	L2	H	库存 Stock	加工直径 Processing Diameter	订购编号 Order No.	价格 Price (RMB)
SBKR40100R050-D4	3.8	1.0	10	0.5	D4	50	3.7	○	4mm	207261	130
SBKR40100R075-D4	3.8	1.0	10	0.75	D4	50	3.7	○	4mm	207262	130
SBKR60150R050-D6	5.8	1.5	15	0.5	D6	50	5.7	○	6mm	207263	150
SBKR60150R075-D6	5.8	1.5	15	0.75	D6	50	5.7	○	6mm	207264	150
SBKR60150R100-D6	5.8	1.5	15	1.0	D6	50	5.7	○	6mm	207265	150



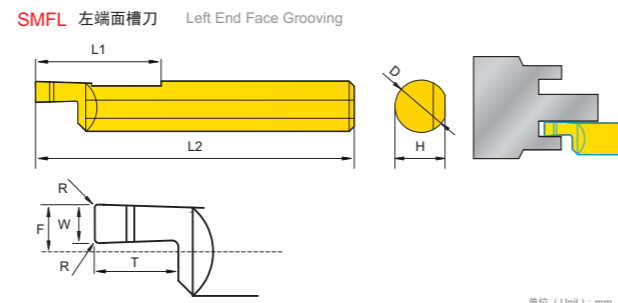
规格型号 Model	F	L1	S	R	D	L2	H	库存 Stock	加工直径 Processing Diameter	订购编号 Order No.	价格 Price (RMB)
SBRCR30100R020-D4	2.8	10	0.5	0.2	D4	50	3.7	○	4mm	207321	130
SBRCR40150R020-D4	3.7	15	0.8	0.2	D4	50	3.7	○	4mm	207322	130
SBRCR50150R020-D5	4.7	15	1.2	0.2	D5	50	4.7	○	5mm	207323	150
SBRCR60150R020-D6	5.7	15	1.5	0.2	D6	50	5.7	○	6mm	207324	150



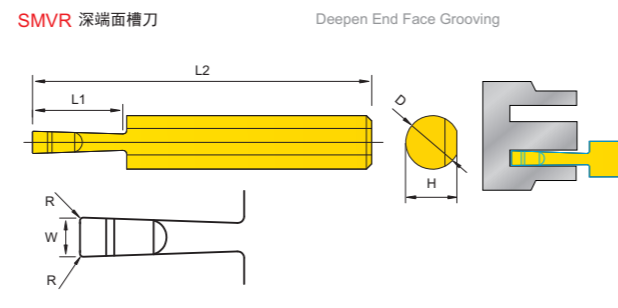
规格型号 Model	F	L1	S	R	D	L2	H	库存 Stock	加工直径 Processing Diameter	订购编号 Order No.	价格 Price (RMB)	
SBDR40100R020-D4	3.8	10.0	0.8	0.2	D4	50	3.7	1.5	○	4mm	207331	130
SBDR50150R020-D5	4.8	15.0	1.2	0.2	D5	50	4.7	1.5	○	5mm	207332	150
SBDR60150R020-D6	5.8	15.0	1.4	0.2	D6	50	5.7	1.5	○	6mm	207333	150



规格型号 Model	F	L1	T	W	R	D	L2	H	库存 Stock	加工直径 Processing Diameter	订购编号 Order No.	价格 Price (RMB)
SMFR80150W0.75-D6	2.95	15	1.5	0.75	0.1	D6	50	5.7	○	8.0	207271	200
SMFR80150W1.0-D6	2.95	15	2.0	1.0	0.1	D6	50	5.7	○	8.0	207272	200
SMFR80200W2.0-D8	3.95	20	4.0	2.0	0.2	D8	50	7.7	○	10.0	207273	300
SMFR80200W2.5-D8	3.95	20	5.0	2.5	0.2	D8	50	7.7	○	10.0	207274	300
SMFR80200W3.0-D8	3.95	20	6.0	3.0	0.2	D8	50	7.7	○	10.0	207275	300



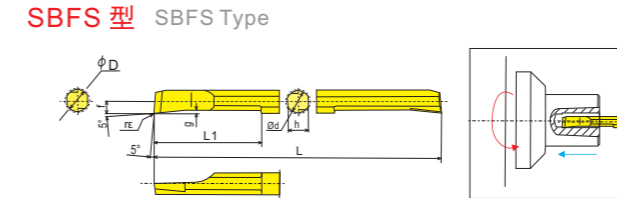
规格型号 Model	F	L1	T	W	R	D	L2	H	库存 Stock	加工直径 Processing Diameter	订购编号 Order No.	价格 Price (RMB)
SMFL60150W0.75-D6	2.95	15	1.5	0.75	0.1	D6	50	5.7	○	8.0	207281	200
SMFL60150W1.0-D6	2.95	15	2.0	1.0	0.1	D6	50	5.7	○	8.0	207282	200
SMFL80200W2.0-D8	3.95	20	4.0	2.0	0.2	D8	50	7.7	○	8.0	207283	300
SMFL80200W2.5-D8	3.95	20	5.0	2.5	0.2	D8	50	7.7	○	10.0	207284	300
SMFL80200W3.0-D8	3.95	20	6.0	3.0	0.2	D8	50	7.7	○	10.0	207285	300



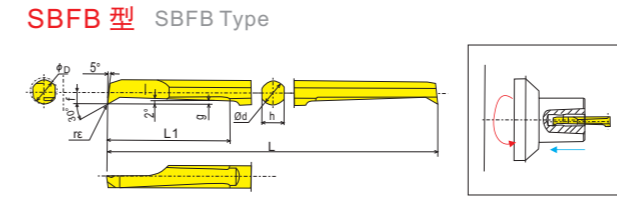
规格型号 Model	L1	W	R	D	L2	H	库存 Stock	加工直径 Processing Diameter	订购编号 Order No.	价格 Price (RMB)
SMVR10150W2.0-D10	15	2.0	0.2	D10	50	9	○	15	207291	500
SMVR10150W3.0-D10	15	3.0	0.2	D10	50	9	○	15	207292	500
SMVR10150W4.0-D10	15	4.0	0.2	D10	50	9	○	15	207293	500



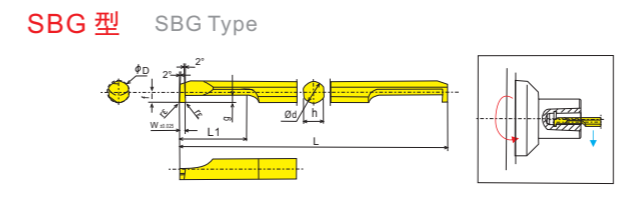
规格型号 Model	F	W	S	L1	R	D	L2	H	库存 Stock	加工直径 Processing Diameter	订购编号 Order No.	价格 Price (RMB)
SBXR40100R010-D4	3.8	1.5	1.0	10	0.1	D4	50	3.7	○	4mm	207335	130
SBXR50150R015-D5	4.8	2.0	1.5	15	0.15	D5	50	4.7	○	5mm	207336	150
SBXR60200R020-D6	5.8	2.0	2.0	20	0.2	D6	50	5.7	○	6mm	207337	150



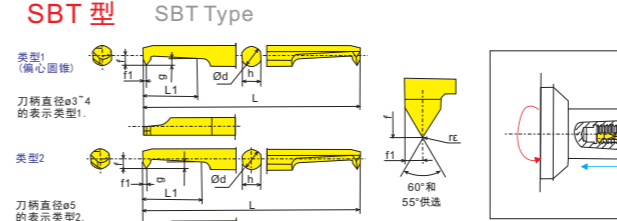
规格型号 Ordering code	加工直径 (mm) φD	尺寸 Dimensions	订购编号 Order Number	价格 Price (RMB)
SBFS 020R005S	2.2	2 50 10 0.9 1.8 0.25 0.05	207100	360
030R005S	3.2	3 50 15 1.4 2.7 0.40 0.05	207102	360
030R015S	3.2	3 50 15 1.4 2.7 0.40 0.15	207104	360
040R005S	4.2	4 60 20 1.9 3.6 0.45 0.05	207106	360
040R015S	4.2	4 60 20 1.9 3.6 0.45 0.15	207108	360
050R005S	5.2	5 70 25 2.4 4.5 0.50 0.05	207110	360
050R015S	5.2	5 70 25 2.4 4.5 0.50 0.15	207112	360



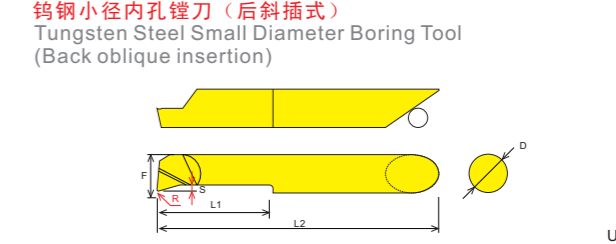
规格型号 Ordering code	加工直径 (mm) φD	尺寸 Dimensions	订购编号 Order Number	价格 Price (RMB)
SBFB 020R005F	2.2	2 50 10 0.9 1.8 0.25 0.05	207300	410
030R005F	3.2	3 50 15 1.4 2.7 0.40 0.05	207302	410
030R015F	3.2	3 50 15 1.4 2.7 0.40 0.15	207304	410
040R005F	4.2	4 60 20 1.9 3.6 0.45 0.05	207306	410
040R015F	4.2	4 60 20 1.9 3.6 0.45 0.15	207308	410
050R005F	5.2	5 70 25 2.4 4.5 0.50 0.05	207310	410
050R015F	5.2	5 70 25 2.4 4.5 0.50 0.15	207312	410



规格型号 Ordering code	加工直径 (mm) φD	尺寸 Dimensions	订购编号 Order Number	价格 Price (RMB)
SBG 030050RB	0.50	W 3 9 0.8 50 1.3 2.7 0.05	207200	500
030075RB	0.75	3 9 0.8 50 1.3 2.7 0.05	207202	500
030100RB	1.00	3 9 0.8 50 1.3 2.7 0.05	207204	500
040050RB	0.50	4 12 1.0 60 1.8 3.6 0.05	207206	500
040075RB	0.75	4 12 1.0 60 1.8 3.6 0.05	207208	500
040100RB	1.00	4 12 1.0 60 1.8 3.6 0.05	207210	500
050050RB	0.50	5 20 1.2 70 2.3 4.5 0.05	207212	500
050100RB	1.00	5 20 1.2 70 2.3 4.5 0.05	207214	500
050150RB	1.50	5 20 1.2 70 2.3 4.5 0.05	207216	500



规格型号 Ordering code	加工直径 (mm) φD	尺寸 Dimensions	可加工范围	推荐选定的螺距	订购编号 Order Number	价格 Price (RMB)
SBT 030M4RB	3.0	3.0 7.5 0.8 50 1.3 0.5 2.7	螺距: 0.5, 0.75, 1.0, 1.5, 2.0, 2.5, 3.0, 4.0, 5.0, 6.0, 8.0, 10.0, 12.5, 15.0, 20.0, 25.0, 30.0, 40.0, 50.0	螺距: 0.5, 0.75, 1.0, 1.5, 2.0, 2.5, 3.0, 4.0, 5.0, 6.0, 8.0, 10.0, 12.5, 15.0, 20.0, 25.0, 30.0, 40.0, 50.0	207400	500
035M5RB	3.5	3.5 8.5 1.0 60 1.5 0.5 3.2	螺距: 0.5, 0.75, 1.0, 1.5, 2.0, 2.5, 3.0, 4.0, 5.0, 6.0, 8.0, 10.0, 12.5, 15.0, 20.0, 25.0, 30.0, 40.0, 50.0	螺距: 0.5, 0.75, 1.0, 1.5, 2.0, 2.5, 3.0, 4.0, 5.0, 6.0, 8.0, 10.0, 12.5, 15.0, 20.0, 25.0, 30.0, 40.0, 50.0	207402	500
040M6RB	4.0	4.0 10.5 1.2 60 1.8 0.7 3.6	螺距: 0.5, 0.75, 1.0, 1.5, 2.0, 2.5, 3.0, 4.0, 5.0, 6.0, 8.0, 10.0, 12.5, 15.0, 20.0, 25.0, 30.0, 40.0, 50.0	螺距: 0.5, 0.75, 1.0, 1.5, 2.0, 2.5, 3.0, 4.0, 5.0, 6.0, 8.0, 10.0, 12.5, 15.0, 20.0, 25.0, 30.0, 40.0, 50.0	207404	500
050M8RB	5.0	5.0 15.8 1.5 70 2.3 0.8 4.5	螺距: 0.5, 0.75, 1.0, 1.5, 2.0, 2.5, 3.0, 4.0, 5.0, 6.0, 8.0, 10.0, 12.5, 15.0, 20.0, 25.0, 30.0, 40.0, 50.0	螺距: 0.5, 0.75, 1.0, 1.5, 2.0, 2.5, 3.0, 4.0, 5.0, 6.0, 8.0, 10.0, 12.5, 15.0, 20.0, 25.0, 30.0, 40.0, 50.0	207406	500



规格型号 Ordering code	小加工直径 Machining Diameter	尺寸 Dimensions	订购编号 Order Number	价格 Price (RMB)
XSBFR 20R005	2.0	1.7 7 0.25 0.05	207120</	

车花滚花刀具系列 Car flower knurling cutter series

Series Size 尺寸	Pitch 牙距	Smooth AilIde Tooth Angle 90°								库存	订购编码 Order Number	Price (RMB)
		AA 直纹	BL 30 左斜纹	BR 30 右斜纹	BL 45 左斜纹	BR 45 右斜纹	GE 30 凸网纹	GV 30 凹网纹	GE 45 凸网纹			
"MB"系列 外径:10mm 厚度:3mm 孔径:4mm 材料:Hi-Co	0.3mm	MBSX0.3	---	---	MBCX0.3	MBDX0.3	---	---	---	MBGX0.3	●	208100
	0.4mm	MBSX0.4	---	---	MBCX0.4	MBDX0.4	---	---	---	MBGX0.4	●	208102
	0.5mm	MBSX0.5	---	---	MBCX0.5	MBDX0.5	---	---	---	MBGX0.5	●	208104
	0.6mm	MBSX0.6	---	---	MBCX0.6	MBDX0.6	---	---	---	MBGX0.6	●	208106
	0.7mm	MBSX0.7	---	---	MBCX0.7	MBDX0.7	---	---	---	MBGX0.7	●	208108
	0.8mm	MBSX0.8	---	---	MBCX0.8	MBDX0.8	---	---	---	MBGX0.8	●	208110
	0.9mm	MBSX0.9	---	---	MBCX0.9	MBDX0.9	---	---	---	MBGX0.9	●	208112
	1.0mm	MBSX1.0	---	---	MBCX1.0	MBDX1.0	---	---	---	MBGX1.0	●	208114
	0.2mm	MMS-0.2	---	---	---	---	---	---	---	---	●	208116
	0.3mm	MMS-0.3	MML-0.3	MMR-0.3	MMC-0.3	MMD-0.3	---	---	---	MMG-0.3	●	208118
"MM"系列 外径:10mm 厚度:4mm 孔径:4mm	0.4mm	MMS-0.4	MML-0.4	MMR-0.4	MMC-0.4	MMD-0.4	---	---	---	MMG-0.4	●	208120
	0.5mm	MMS-0.5	MML-0.5	MMR-0.5	MMC-0.5	MMD-0.5	---	MMF-0.5	---	MMG-0.5	●	208122
	0.6mm	MMS-0.6	MML-0.6	MMR-0.6	MMC-0.6	MMD-0.6	---	MMF-0.6	---	MMG-0.6	●	208124
	0.7mm	MMS-0.7	MML-0.7	MMR-0.7	MMC-0.7	MMD-0.7	---	MMF-0.7	MMN-0.7	MMG-0.7	●	208126
	0.8mm	MMS-0.8	MML-0.8	MMR-0.8	MMC-0.8	MMD-0.8	---	---	---	MMG-0.8	●	208128
	0.9mm	MMS-0.9	---	---	MMC-0.9	MMD-0.9	---	---	MMN-0.9	MMG-0.9	●	208130
	1.0mm	MMS-1.0	MML-1.0	MMR-1.0	MMC-1.0	MMD-1.0	---	---	---	MMG-1.0	●	208132
	1.1mm	---	---	---	---	---	---	---	---	---	●	208134
	1.2mm	MMS-1.2	MML-1.2	MMR-1.2	MMC-1.2	MMD-1.2	---	---	---	---	●	208136
	0.3mm	MNS-0.3	MNL-0.3	MNR-0.3	MNC-0.3	MND-0.3	---	---	---	MNG-0.3	●	208138
"MN"系列 外径:10mm 厚度:4mm 孔径:4mm	0.4mm	MNS-0.4	MNL-0.4	MNR-0.4	MNC-0.4	MND-0.4	---	---	---	MNG-0.4	●	208140
	0.5mm	MNS-0.5	MNL-0.5	MNR-0.5	MNC-0.5	MND-0.5	---	---	---	MNG-0.5	●	208142
	0.6mm	MNS-0.6	MNL-0.6	MNR-0.6	MNC-0.6	MND-0.6	---	---	---	MNG-0.6	●	208144
	0.7mm	MNS-0.7	MNL-0.7	MNR-0.7	MNC-0.7	MND-0.7	---	---	---	MNG-0.7	●	208146
	0.8mm	MNS-0.8	MNL-0.8	MNR-0.8	MNC-0.8	MND-0.8	---	---	---	MNG-0.8	●	208148
	0.9mm	MNS-0.9	MNL-0.9	MNR-0.9	MNC-0.9	MND-0.9	---	---	---	MNG-0.9	●	208150
	1.0mm	MNS-1.0	MNL-1.0	MNR-1.0	MNC-1.0	MND-1.0	---	---	---	MNG-1.0	●	208152
	1.2mm	MNS-1.2	MNL-1.2	MNR-1.2	MNC-1.2	MND-1.2	---	---	---	MNG-1.2	●	208154
	1.5mm	MNS-1.5	MNL-1.5	MNR-1.5	MNC-1.5	MND-1.5	---	---	---	---	●	208156
	"MQ"系列 外径:15mm 厚度:6mm 孔径:4mm	0.3mm	MQS-0.3	QQL-0.3	QQR-0.3	QQC-0.3	MQD-0.3	MQM-0.3	MQF-0.3	---	MQG-0.3	●
0.4mm		MQS-0.4	QQL-0.4	QQR-0.4	QQC-0.4	MQD-0.4	---	MQF-0.4	---	MQG-0.4	●	208160
0.5mm		MQS-0.5	QQL-0.5	QQR-0.5	QQC-0.5	MQD-0.5	MQM-0.5	MQF-0.5	MQN-0.5	MQG-0.5	●	208162
0.6mm		MQS-0.6	QQL-0.6	QQR-0.6	QQC-0.6	MQD-0.6	MQM-0.6	MQF-0.6	MQN-0.6	MQG-0.6	●	208164
0.7mm		MQS-0.7	QQL-0.7	QQR-0.7	QQC-0.7	MQD-0.7	---	---	---	MQG-0.7	●	208166
0.8mm		MQS-0.8	QQL-0.8	QQR-0.8	QQC-0.8	MQD-0.8	---	MQF-0.8	MQN-0.8	MQG-0.8	●	208168
0.9mm		MQS-0.9	---	---	QQC-0.9	MQD-0.9	---	---	---	MQG-0.9	●	208170
1.0mm		MQS-1.0	QQL-1.0	QQR-1.0	QQC-1.0	MQD-1.0	---	MQF-1.0	MQN-1.0	MQG-1.0	●	208172
1.2mm		MQS-1.2	QQL-1.2	QQR-1.2	QQC-1.2	MQD-1.2	---	MQF-1.2	MQN-1.2	MQG-1.2	●	208174
1.5mm		MQS-1.5	QQL-1.5	QQR-1.5	QQC-1.5	MQD-1.5	---	---	---	---	●	208176

车削刀柄

CSV 凸轮车床刀具

DS 刀柄

正面排刀

Y轴刀柄

前车削

后车削

小径切槽切断螺纹

小孔加工

滚花车花

焊接车刀夹头

外圆车削

内孔车削

螺纹车削

切槽切断

端面切槽

端面切槽

端面切槽

端面切槽

端面切槽

端面切槽

车削刀柄

CSV 凸轮车床刀具

DS 刀柄

正面排刀

Y轴刀柄

前车削

后车削

小径切槽切断螺纹

小孔加工

滚花车花

焊接车刀夹头

外圆车削

内孔车削

螺纹车削

切槽切断

端面切槽

端面切槽

端面切槽

端面切槽

端面切槽

端面切槽



Series Size 尺寸	Pitch 牙距	Smooth AilIde Tooth Angle 90°								库存	订购编码 Order Number	Price (RMB)	
		AA 直纹	BL 30 左斜纹	BR 30 右斜纹	BL 45 左斜纹	BR 45 右斜纹	GE 30 凸网纹	GV 30 凹网纹	GE 45 凸网纹				GV 45 凹网纹
"MR"系列 外径:20mm 厚度:6mm 孔径:6mm	0.4mm	MRS-0.4	MRL-0.4	MRR-0.4	---	---	---	---	---	---	●	208500	
	0.5mm	MRS-0.5	MRL-0.5	MRR-0.5	---	---	---	---	---	---	●	208502	
	0.6mm	MRS-0.6	MRL-0.6	MRR-0.6	---	---	---	---	---	---	●	208504	
	0.7mm	MRS-0.7	---	---	---	---	---	---	---	---	●	208506	
	0.8mm	MRS-0.8	MRL-0.8	MRR-0.8	---	---	---	---	---	---	●	208508	
	0.9mm	MRS-0.9	---	---	---	---	---	---	---	---	●	208510	
	1.0mm	MRS-1.0	MRL-1.0	MRR-1.0	---	---	---	---	---	---	●	208512	
	1.1mm	MRS-1.1	---	---	---	---	---	---	---	---	●	208514	
	1.2mm	MRS-1.2	MRL-1.2	MRR-1.2	---	---	---	---	---	---	●	208516	
	1.3mm	MRS-1.3	---	---	---	---	---	---	---	---	●	208518	
"MS"系列 外径:20mm 厚度:8mm 孔径:6mm	1.4mm	MRS-1.4	---	---	---	---	---	---	---	---	●	208520	
	1.5mm	MRS-1.5	MRL-1.5	MRR-1.5	---	---	---	---	---	---	●	208522	
	2.0mm	MRS-2.0	MRL-2.0	MRR-2.0	---	---	---	---	---	---	●	208524	
	0.2mm	MMS-0.2	---	---	---	---	---	---	---	---	●	208526	
	0.3mm	MMS-0.3	---	---	---	---	---	MSF-0.3	---	---	●	208528	
	0.4mm	---	---	---	---	---	---	MSF-0.4	---	---	●	208530	
	0.5mm	MSS-0.5	MSL-0.5	MSR-0.5	---	---	MSM-0.5	MSF-0.5	---	MSG-0.5	●	208532	
	0.6mm	MSS-0.6	MSL-0.6	MSR-0.6	---	---	MSM-0.6	MSF-0.6	---	MSG-0.6	●	208534	
	0.7mm	MSS-0.7	---	---	---	---	---	---	---	MSG-0.7	●	208536	
	0.8mm	MSS-0.8	MSL-0.8	MSR-0.8	---	---	MSM-0.8	MSF-0.8	---	MSG-0.8	●	208538	
"MU"系列 外径:20mm 厚度:10mm 孔径:6mm 材料:Hi-Co	1.0mm	MSS-0.9	MSL-1.0	MSR-1.0	---	---	MSM-1.0	MSF-1.0	---	---	●	208540	
	1.2mm	MSS-1.0	MSL-1.2	MSR-1.2	---	---	MSM-1.2	MSF-1.2	---	---	●	208542	
	1.5mm	MSS-1.2	MSL-1.5	MSR-1.5	---	---	MSM-1.5	MSF-1.5	---	---	●	208544	
	2.0mm	MSS-2.0	---	---	---	---	---	---	---	---	●	208546	
	0.3mm	---	---	---	---	---	---	MUFX0.3	---	MUGX0.3	●	208548	
	0.4mm	MUS-0.4	---	---	---	---	---	MUFX0.4	---	MUGX0.4	●	208550	
	0.5mm	MUS-0.5	---	---	---	---	---	MUFX0.5	MUNX0.5	MUGX0.5	●	208552	
	0.6mm	MUS-0.6	---	---	---	---	---	MUFX0.6	---	MUGX0.6	●	208554	
	0.7mm	MUS-0.7	---	---	---	---	---	MUFX0.7	---	MUGX0.7	●	208556	
	0.8mm	MUS-0.8	MULX0.8	MURX0.8	MUCX0.8	MUDX0.8	---	MUFX0.8	MUNX0.8	MUGX0.8	●	208558	
"MW"系列 外径:25mm 厚度:8mm 孔径:6mm	0.9mm	---	---	---	---	---	---	MUFX0.9	---	MUGX0.9	●	208560	
	1.0mm	MUS-1.0	MULX1.0	MURX1.0	MUCX1.0	MUDX1.0	MUMX1.0	MUFX1.0	MUNX1.0	MUGX1.0	●	208562	
	1.2mm	MUS-1.2	---	---	---	---	---	MUMX1.2	---	---	MUGX1.2	●	208564
	1.5mm	MUS-1.5	---	---	---	---	---	---	---	MUNX1.5	MUGX1.5	●	208566
	2.0mm	MUS-2.0	MULX2.0	MURX2.0	---	---	---	---	---	---	MUGX2.0	●	208568
	0.5mm	MWS-0.5	MWL-0.5	MWR-0.5	---	---	---	---	---	---	●	208570	
	0.6mm	MWS-0.6	MWL-0.6	MWR-0.6	---	---	---	---	---	---	●	208572	
	0.8mm	MWS-0.8	MWL-0.8	MWR-0.8	---	---	---	---	---	---	●	208574	
	1.0mm	MWS-1.0	MWL-1.0	MWR-1.0	---	---	---	---	---	---	●	208576	
	1.2mm	MWS-1.2	MWL-1.2	MWR-1.2	---	---	---	---	---	---	●	208578	
"MV"系列 外径:25mm 厚度:8mm 孔径:6mm	1.5mm	MWS-1.5	MWL-1.5	MWR-1.5	---	---	---	---	---	---	●	208580	
	1.6mm	MWS-1.6	MWL-1.6	MWR-1.6	---	---	---	---	---	---	●	208582	
	2.0mm	MWS-2.0	---	---	---	---	---	---	---	---	●	208584	

MZG自动焊接车刀 MZG Automatic Welding Turning Tool

150mm		钨钢尺寸: 3X3X22X5R 4X4X22X5R 15型/20型自动车床专用刀柄为8X8X150mm
8X8 (108R-右边) 外圆刀		
8X8 (108L-左边) 外圆刀		
8X8 (208R-右边) 切断刀		钨钢尺寸: 1.5X3X22X5R 2X3X22X5R 2.5X3X22X5R 3X3X22X5R 15型/20型自动车床专用刀柄为8X8X150mm
8X8 (208L-左边) 切断刀		
8X8 (308SR-右边) 半边刀		钨钢尺寸: 3X5X18X5R 15型/20型自动车床专用刀柄为8X8X150mm
8X8 (308SL-左边) 半边刀		
8X8 (308SR-右边) 半边刀		钨钢尺寸: 3X6X18X5R 15型/20型自动车床专用刀柄为8X8X150mm
8X8 (308SL-右边) 半边刀		
8X8 (308S) 板刀		钨钢尺寸: 3X8X18 15型/20型自动车床专用刀柄为8X8X150mm
8X8 (408R-右边) 勾刀		钨钢尺寸: 3X3X18X5R 4X4X22X5R 15型/20型自动车床专用刀柄为8X8X150mm
8X8 (408L-左边) 勾刀		
9.5X9.5 (195R-右边) 外圆刀		钨钢尺寸: 3X3X18X5R 4X4X22X5R 25型自动车床专用刀柄为9.5X9.5X150mm
9.5X9.5 (195L-左边) 外圆刀		
12.7X12.7 (112.7R-右边) 外圆刀		钨钢尺寸: 3X3X18X5R 4X4X22X5R 25型自动车床专用刀柄为9.5X9.5X150mm
12.7X12.7 (112.7L-左边) 外圆刀		
110mm		钨钢尺寸: 3X3X22X5R 4X4X22X5R
10X10 (110R-右边) 外圆刀		
10X10 (210R-右边) 切断刀		钨钢尺寸: 3X3X22X5R 2.5X3X22X5R 3X3X22X5R
10X10 (310S-右边) 板刀		钨钢尺寸: 3X10X18
12X12 (112R-右边) 外圆刀		钨钢尺寸: 3X3X22X5R 4X4X22X5R
12X12 (212R-右边) 切断刀		钨钢尺寸: 2X3X22X5R 2.5X3X22X5R 3X3X22X5R
12X12 (312S-右边) 板刀		钨钢尺寸: 3X12X18
16X16 (116R-右边) 外圆刀		钨钢尺寸: 3X3X22X5R 4X4X22X5R
16X16 (216R-右边) 外圆刀		钨钢尺寸: 2.5X3X22X5R 3X3X22X5R 4X4X22X5R
16X16 (316S-右边) 板刀		钨钢尺寸: 3X16X18
20X20 (120R-右边) 外圆刀		钨钢尺寸: 3X3X22X5R 4X4X22X5R
20X20 (220R-右边) 切断刀		钨钢尺寸: 2.5X3X22X5R 3X3X22X5R 4X4X22X5R
20X20 (320R-右边) 板刀		钨钢尺寸: 3X20X18

常用材质表

钨钢材质	性能			加工范围
	密度 Density G/cm3	硬度 Hardness HRA	抗弯强度 TRS N/mm2	
UF20	14.2	91.5	2500	超微粒合金, 通用性广, 适合加工快削铁, 有色金属, 中碳钢, 不锈钢等材质.
K10	13.5	92.5	1850	超微粒合金, 适合加工快削铁, 有色金属, 中碳钢, 不锈钢等材质.
K01	14.5	93	1620	超微粒合金, 适合加工环保型快削铁, 淬火钢, 有色金属, 中碳钢, 不锈钢等材质.

MZG数控自动车床套筒夹头系列

自动, 数控车床系统化
H42C, BC36-BC42, H45C,
F45C, F48C, NK60, BC75

专用件夹具系列



桌上车床, 自动车床系列
E25A, E25C(5C), F6125, NC7025



桌上车床,
自动车床系列
1515A, 1525F,
2025A, 0620F

自动车床,
数控车床系列
E3225, A32B,
E32C, F6130,
C6032, B6132



自动车床, 数控车床系列
F6135, C6140,
CK6142, M42A,
F42C, M45, F52C

走心机系列导套夹头
野村NOMURA,
王主WANGZHU,
津上TSUGAMI
宁江NINGJIANG, 宫
野MIYANO



品牌机床配件
技术援助!!!
非标订制

微型组合机系列



车削刀柄

CSV
凸轮
车床
刀具

DS
刀柄

正面
排刀

Y轴
刀柄

前
车削

后
车削

小径
切槽
切断
螺纹

小孔
加工

滚花
车花

焊接
车刀
夹头

外圆
车削

内孔
车削

螺纹
车削

切槽
切断

端面
切槽

车削刀柄

CSV
凸轮
车床
刀具

DS
刀柄

正面
排刀

Y轴
刀柄

前
车削

后
车削

小径
切槽
切断
螺纹

小孔
加工

滚花
车花

焊接
车刀
夹头

外圆
车削

内孔
车削

螺纹
车削

切槽
切断

端面
切槽