

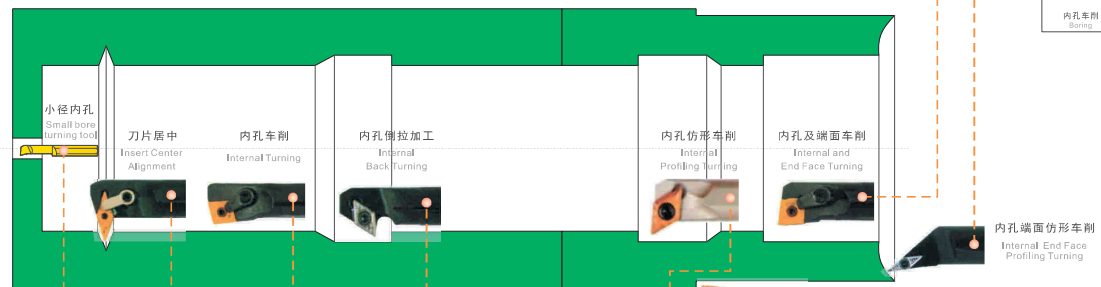
内孔车削工具系统
Inner hole turning tool system

DS-LBMB	S-SVNR	SVN	CH-LBML	LBMR
AB05	AB05	AB08	AB08	AB08
通用刀片 LBMB 刀柄尺寸 014-025 小径内孔加工	通用刀片 SVNR 刀柄尺寸 012-025 小径内孔加工	通用刀片 SVN 刀柄尺寸 010-025 小径内孔加工	通用刀片 LBML 刀柄尺寸 016-012 小径内孔加工	通用刀片 LBMR 刀柄尺寸 010-016 小径内孔加工
SBQR	SBPR	SBFR	SBTR	SBUR
AB28	AB28	AB28	AB28	AB28
刀尖 35° 刀柄尺寸 04-08 小径内孔加工	刀尖 60° 刀柄尺寸 04-08 小径内孔加工	刀尖 70° 刀柄尺寸 04-08 小径内孔加工	刀尖 80° 刀柄尺寸 04-08 小径内孔加工	窄槽型 刀柄尺寸 04-08 半槽内孔加工
AB29	AB28	AB29	AB29	AB29
通用刀片 CSV 刀柄尺寸 04-08 半槽内孔加工	通用刀片 SVR 刀柄尺寸 04-08 小径内孔加工	通用刀片 CSV 刀柄尺寸 04-08 小径内孔加工	通用刀片 CSV 刀柄尺寸 04-08 小径内孔加工	机夹 45° 刀柄尺寸 04-08 45°/90°内孔加工
SMFR	SMFL	SMVR		
AB29	AB29	AB29		
内孔端槽槽 刀柄尺寸 06-810 小径内孔端槽加工	小径端槽槽 刀柄尺寸 06-810 小径内孔端槽加工	端槽深槽 刀柄尺寸 06-810 小径内孔端槽加工		

MTJNR	SDJCR	C-SDJCR	T-SDJCR	H-SDJCR	SDXCR
B38	B49	B49	B49	B49	B50
通用刀片 TN 刀柄尺寸 020-040 内孔/端面及仿形	通用刀片 DC 刀柄尺寸 08-025 内孔/端面及仿形	通用刀片 DC 刀柄尺寸 08-025 内孔/端面及仿形	通用刀片 DC 刀柄尺寸 08-025 内孔/端面及仿形	通用刀片 DC 刀柄尺寸 08-025 内孔/端面及仿形	通用刀片 DC 刀柄尺寸 08-025 内孔/端面及仿形
C-SDXCR	T-SDXCR	H-SDXCR	MXNCR	DXNCR	EVXCR
B50	B50	B50	B42	B42	B42
通用刀片 DC 刀柄尺寸 08-025 内孔/端面及仿形	通用刀片 DC 刀柄尺寸 08-025 内孔/端面及仿形	通用刀片 DC 刀柄尺寸 08-025 内孔/端面及仿形	通用刀片 VN 刀柄尺寸 020-040 内孔/端面及仿形	通用刀片 VN 刀柄尺寸 020-040 内孔/端面及仿形	通用刀片 VN 刀柄尺寸 032-040 内孔/端面及仿形
SVJ(C)R	B61	SVX(C)R	C-SVX(C)R		
B61		B62	B62		
通用刀片 VBVC 刀柄尺寸 08-040 内孔/端面及仿形	通用刀片 VBVC 刀柄尺寸 08-025 内孔/端面及仿形	通用刀片 VBVC 刀柄尺寸 08-040 内孔/端面及仿形	通用刀片 VBVC 刀柄尺寸 08-025 内孔/端面及仿形		

MTFNR	DTFNR	STFNR
B37	B37	B37
通用刀片 TN 刀柄尺寸 016-040 内孔/端面及仿形	通用刀片 TN 刀柄尺寸 016-040 内孔/端面及仿形	通用刀片 TN 刀柄尺寸 016-025 内孔/端面及仿形
STFCR	C-STFCR	T-STFCR
B59	B59	B59
通用刀片 TC 刀柄尺寸 08-032 内孔/端面及仿形	通用刀片 TC 刀柄尺寸 08-020 内孔/端面及仿形	通用刀片 TC 刀柄尺寸 08-025 内孔/端面及仿形
STFCR	C-STFCR	T-STFCR
B60	B60	B60
通用刀片 TP 刀柄尺寸 08-032 内孔/端面及仿形	通用刀片 TP 刀柄尺寸 08-025 内孔/端面及仿形	通用刀片 TP 刀柄尺寸 08-025 内孔/端面及仿形

MTWNR	STWNR	STWC(P)R
B37	B37	B56
通用刀片 TN 刀柄尺寸 020-032 55°槽及55°倒角	通用刀片 TN 刀柄尺寸 016-025 60°槽及60°倒角	通用刀片 TN 刀柄尺寸 08-025 60°槽及60°倒角
C-STWCR	T-STWCR	H-STWCR
B56	B56	B56
通用刀片 TC 刀柄尺寸 08-026 60°槽及60°倒角	通用刀片 TC 刀柄尺寸 08-025 60°槽及60°倒角	通用刀片 TC 刀柄尺寸 08-025 60°槽及60°倒角
MCWNR	SCWCR	H-SCWCR
B56	B47	B47
通用刀片 CN 刀柄尺寸 020-040 90°槽及50°倒角	通用刀片 CC 刀柄尺寸 08-030 90°槽及50°倒角	通用刀片 CC 刀柄尺寸 08-020 80°槽及50°倒角
MSSNR	SSSCR	H-SSSCR
B40	B54	B54
通用刀片 SN 刀柄尺寸 020-030 90°槽及45°倒角	通用刀片 SC 刀柄尺寸 016-025 90°槽及30°倒角	通用刀片 SC 刀柄尺寸 08-025 90°槽及45°倒角
MDWNR	SDWCR	
B41	B53	
通用刀片 DN 刀柄尺寸 020-040 55°槽及62.5°倒角	通用刀片 DC 刀柄尺寸 016-032 55°槽及55°倒角	
MWNR	SVWB(C)R	
B43	B85	
通用刀片 VN 刀柄尺寸 020-032 35°槽及72.5°倒角	通用刀片 VBVC 刀柄尺寸 025-032 35°槽及72.5°倒角	



SBXR	SCZCR	MDZNR	SDZCR
AB29	B47	B41	B51
新设计孔 刀柄尺寸 04-08 小径倒角加工	通用刀片 CC 刀柄尺寸 020-025 内孔倒角加工	通用刀片 DN 刀柄尺寸 020-040 内孔倒角加工	通用刀片 DC 刀柄尺寸 016-032 内孔倒角加工
C-SDZCR	MVZNR	SVZB(C)R	C-SVZB(C)R
B51	B43	B64	B64
通用刀片 DC 刀柄尺寸 08-025 内孔倒角加工	通用刀片 VN 刀柄尺寸 016-040 内孔倒角加工	通用刀片 VBVC 刀柄尺寸 016-040 内孔倒角加工	通用刀片 VBVC 刀柄尺寸 016-025 内孔倒角加工

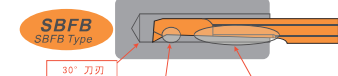
MCKNR	DCKNR	ECKNR	SKNR	SCKCR	C-SCKCR
B36	B36	B36	B38	B48	B48
通用刀片 CN 刀柄尺寸 020-050 倒角加工	通用刀片 CN 刀柄尺寸 020-040 倒角加工	通用刀片 CN 刀柄尺寸 032-040 倒角加工	通用刀片 CN 刀柄尺寸 016-025 倒角加工	通用刀片 CC 刀柄尺寸 08-025 倒角加工	通用刀片 CC 刀柄尺寸 08-020 倒角加工
H-SCKCR	MSKNR	DSKNR	SSKCR	C-SSKCR	H-SSKCR
B48	B48	B40	B54	B54	B54
通用刀片 CC 刀柄尺寸 020-040 倒角加工	通用刀片 SN 刀柄尺寸 012-027 倒角加工	通用刀片 SC 刀柄尺寸 012-027 倒角加工	通用刀片 SC 刀柄尺寸 012-025 倒角加工	通用刀片 SC 刀柄尺寸 012-025 倒角加工	通用刀片 SC 刀柄尺寸 020-040 倒角加工

MTQNR	ETQNR	STQNR
B38	B38	B38
通用刀片 TN 刀柄尺寸 020-040 倒角加工	通用刀片 TN 刀柄尺寸 020-040 倒角加工	通用刀片 TN 刀柄尺寸 016-020 倒角加工
MDQNR	DDQNR	EDQNR
B40	B40	B40
通用刀片 DN 刀柄尺寸 020-040 倒角加工	通用刀片 DN 刀柄尺寸 020-040 倒角加工	通用刀片 DN 刀柄尺寸 016-040 倒角加工
MVQNR	DVQNR	EVQNR
B42	B42	B42
通用刀片 VN 刀柄尺寸 020-040 倒角加工	通用刀片 VN 刀柄尺寸 016-040 倒角加工	通用刀片 VN 刀柄尺寸 016-020 倒角加工
SVQ(C)R	C-SVQ(C)R	
B65	B65	
通用刀片 VBVC 刀柄尺寸 020-040 倒角加工	通用刀片 VBVC 刀柄尺寸 016-040 倒角加工	通用刀片 VBVC 刀柄尺寸 016-020 倒角加工

MCLNR	DCLNR	ECLNR	SCLNR	C-MCLNR	SCLCR-A
B35	B35	B35	B35	B35	B46
通用刀片 CN 刀柄尺寸 020-040 倒角/端面加工	通用刀片 CN 刀柄尺寸 022-040 倒角/端面加工	通用刀片 CN 刀柄尺寸 016-020 倒角/端面加工	通用刀片 CN 刀柄尺寸 016-020 倒角/端面加工	通用刀片 CN 刀柄尺寸 016-025 倒角/端面加工	通用刀片 CN 刀柄尺寸 016-010 倒角/端面加工
SCLCR	C-SCLCR	E-SCLCR	T-SCLCR	H-SCLCR	C-SCLCR-A
B45	B45	B45	B46	B46	B46
通用刀片 CC 刀柄尺寸 07-040 倒角/端面加工	通用刀片 CC 刀柄尺寸 08-020 倒角/端面加工	通用刀片 CC 刀柄尺寸 08-020 倒角/端面加工	通用刀片 CC 刀柄尺寸 04-025 倒角/端面加工	通用刀片 CC 刀柄尺寸 04-020 倒角/端面加工	通用刀片 CC 刀柄尺寸 04-020 倒角/端面加工
MTLNR	ETLNR	STLNR	MUNLR	DTUNLR	WTUNLR
B38	B38	B38	B39	B39	B39
通用刀片 TN 刀柄尺寸 016-032 倒角/端面加工	通用刀片 TN 刀柄尺寸 020-040 倒角/端面加工	通用刀片 TN 刀柄尺寸 016-020 倒角/端面加工	通用刀片 TN 刀柄尺寸 016-060 倒角/端面加工	通用刀片 TN 刀柄尺寸 016-040 倒角/端面加工	通用刀片 TN 刀柄尺寸 020-050 倒角/端面加工
STUNR	STUBR	C-STUBR	H-STUBR	E-STUBR	STUP(C)R-A
B39	B55	B55	B55	B55	B55
通用刀片 TN 刀柄尺寸 016-020 倒角/端面加工	通用刀片 TB 刀柄尺寸 06-016 倒角/端面加工	通用刀片 TB 刀柄尺寸 06-016 倒角/端面加工	通用刀片 TB 刀柄尺寸 06-016 倒角/端面加工	通用刀片 TB 刀柄尺寸 06-016 倒角/端面加工	通用刀片 TC(P) 刀柄尺寸 07-012 倒角/端面加工
STUCR	C-STUCR	E-STUCR	T-STUCR	H-STUCR	STUPR
B57	B57	B57	B57	B57	B58
通用刀片 TC 刀柄尺寸 08-032 倒角/端面加工	通用刀片 TC 刀柄尺寸 08-025 倒角/端面加工	通用刀片 TC 刀柄尺寸 08-020 倒角/端面加工	通用刀片 TC 刀柄尺寸 08-025 倒角/端面加工	通用刀片 TC 刀柄尺寸 08-025 倒角/端面加工	通用刀片 TP 刀柄尺寸 08-032 倒角/端面加工
MDUNR	DDUNR	EDUNR	SDUCR	C-SDUCR	T-SDUCR
B41	B41	B41	B52	B52	B52
通用刀片 DN 刀柄尺寸 020-040 倒角/端面加工	通用刀片 DN 刀柄尺寸 020-040 倒角/端面加工	通用刀片 DN 刀柄尺寸 016-040 倒角/端面加工	通用刀片 DC 刀柄尺寸 08-032 倒角/端面加工	通用刀片 DC 刀柄尺寸 08-025 倒角/端面加工	通用刀片 DC 刀柄尺寸 08-025 倒角/端面加工
MVLNR	DVLNR	EVUNR	SVUB(C)R	C-SVUB(C)R	
B43	B43	B43	B83	B83	
通用刀片 VN 刀柄尺寸 020-040 倒角/端面加工	通用刀片 VN 刀柄尺寸 016-040 倒角/端面加工	通用刀片 VN 刀柄尺寸 016-020 倒角/端面加工	通用刀片 VBVC 刀柄尺寸 016-040 倒角/端面加工	通用刀片 VBVC 刀柄尺寸 016-025 倒角/端面加工	
MWLNR	DWLNR	EWLNR	SVUBR	SWLNR	
B44	B44	B44	B66	B66	
通用刀片 VN 刀柄尺寸 020-040 倒角/端面加工	通用刀片 VN 刀柄尺寸 016-040 倒角/端面加工	通用刀片 VN 刀柄尺寸 016-020 倒角/端面加工	通用刀片 VB 刀柄尺寸 016-025 倒角/端面加工	通用刀片 WC 刀柄尺寸 016-010 倒角/端面加工	

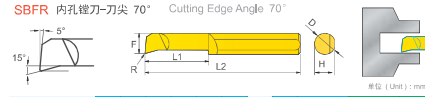
- 车削刀柄
- CSV 凸轮车削刀具
- DS 刀柄
- 正面排刀
- Y轴刀柄
- 前车削
- 后车削
- 小径切槽切螺
- 小孔加工
- 滚车花
- 焊接车刀头
- 外圆车削
- 内孔车削
- 螺纹车削
- 切槽切断
- 端面切槽

镗孔
Boring Tools



● 加工直径 $\phi 2-2$
 ● 强化了“SBFS型”和“SBFB型”两种产品的标准品库存
 ● 刀角R有R0.05和R0.15

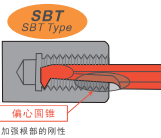
可以进行仿形和退刀槽加工
 可以使切削从切削反方向推出 消除工件加工面的擦伤
 可以使切削从切削反方向推出 加强根部的刚性



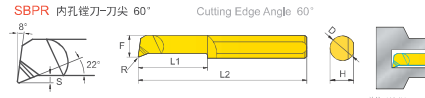
系统号 Model	F	L1	S	R	D	L2	H	长度 Length	加工直径 Processing Dia	订购编码 Order No.	价格 (RMB)
SBFR1000R005-D4	5.8	3.0	5.2	0.05	D4	40	3.7	O	1mm	207131	80
SBFR1500R10-D4	13	5.0	5.2	0.1	D4	40	3.7	O	1.5mm	207132	80
SBFR2000R10-D4	17	7.0	5.35	0.1	D4	40	3.7	O	2mm	207133	80
SBFR2500R10-D4	23	7.0	5.45	0.1	D4	40	3.7	O	2.5mm	207134	80
SBFR3000R10-D4	27	10.0	5.45	0.1	D4	50	3.7	O	3mm	207135	80
SBFR3500R15-D4	32	15.0	5.5	0.15	D4	50	3.7	O	3.5mm	207136	80
SBFR4000R15-D4	37	15.0	5.5	0.15	D4	50	3.7	O	4mm	207137	80
SBFR4500R15-D4	41	15.0	5.5	0.15	D4	50	3.7	O	4.5mm	207138	100
SBFR5000R20-D6	47	20.0	5.9	0.20	D6	50	5.7	O	5mm	207139	120
SBFR5500R20-D6	52	20.0	5.9	0.20	D6	50	5.7	O	5.5mm	207140	120
SBFR6000R20-D6	57	20.0	5.9	0.20	D6	50	5.7	O	6mm	207141	120
SBFR6500R20-D6	75	40.0	12	0.20	D6	60	7.7	O	8mm	207142	210



● 加工径 $\phi 3-$
 ● 强化槽宽为0.5/0.75/1.0/1.5mm 的标准品库存



● 可加工螺纹M4-
 ● 可加工螺距0.5-
 ● 加粗根部, 提高刚性



系统号 Model	F	L1	S	R	D	L2	H	长度 Length	加工直径 Processing Dia	订购编码 Order No.	价格 (RMB)
SBPR1000R02-D4	0.9	4.2	0.15	0.03	D4	40	3.7	O	2mm	207146	85
SBPR1500R05-D4	1.9	6.0	0.20	0.05	D4	40	3.7	O	2mm	207147	85
SBPR2000R05-D4	2.7	6.0	0.25	0.05	D4	40	3.7	O	3mm	207148	85
SBPR2500R05-D4	3.3	6.0	0.30	0.05	D4	40	3.7	O	3mm	207149	85
SBPR3000R10-D4	3.7	8.0	0.35	0.05	D4	50	3.7	O	3mm	207150	85
SBPR3500R10-D4	4.1	8.0	0.40	0.05	D4	50	3.7	O	3mm	207151	85
SBPR4000R15-D4	4.5	10.0	0.45	0.05	D4	50	3.7	O	3mm	207152	85
SBPR4500R15-D4	5.0	10.0	0.50	0.05	D4	50	3.7	O	4mm	207153	85
SBPR5000R20-D6	5.4	15.0	0.55	0.10	D6	50	5.7	O	4mm	207154	85
SBPR5500R20-D6	6.0	15.0	0.60	0.10	D6	50	5.7	O	5mm	207155	85
SBPR6000R20-D6	6.6	15.0	0.65	0.10	D6	50	5.7	O	5mm	207156	85
SBPR6500R20-D6	7.2	15.0	0.70	0.10	D6	50	5.7	O	6mm	207157	85
SBPR7000R20-D6	7.8	20.0	1.00	0.10	D6	50	5.7	O	6mm	207158	130
SBPR7500R20-D6	8.4	20.0	1.05	0.10	D6	50	5.7	O	6mm	207159	130
SBPR8000R20-D6	9.0	20.0	1.10	0.10	D6	50	5.7	O	6mm	207160	130
SBPR8500R20-D6	9.6	20.0	1.15	0.10	D6	50	5.7	O	8mm	207161	210
SBPR9000R20-D6	10.2	20.0	1.20	0.10	D6	50	5.7	O	8mm	207162	210

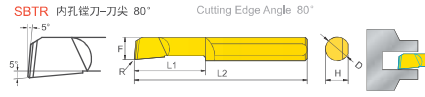
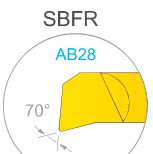
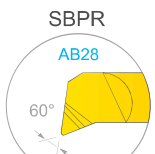
整体合金小径刀具
Alloy Small Boring Tool

SBQR AB28 35°
 SBPR AB28 60°
 SBFR AB28 70°

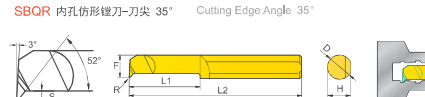
SBTR AB28 80°
 SBUR AB28 90°
 SBDR AB28 93°

SBWR AB29
 SBKR AB29
 SBXR AB29

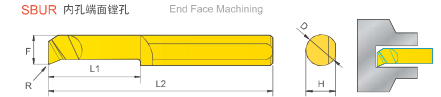
SMFR AB29
 SMFL AB29
 SMVR AB29



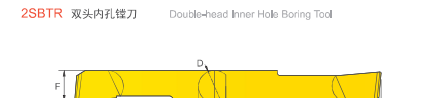
系统号 Model	F	L1	S	R	D	L2	H	长度 Length	加工直径 Processing Dia	订购编码 Order No.	价格 (RMB)
SBTR1000R02-D4	0.9	4.2	0.15	0.03	D4	40	3.7	O	2mm	207166	85
SBTR1500R05-D4	1.9	6.0	0.20	0.05	D4	40	3.7	O	2mm	207167	85
SBTR2000R05-D4	2.7	6.0	0.25	0.05	D4	40	3.7	O	3mm	207168	85
SBTR2500R05-D4	3.3	6.0	0.30	0.05	D4	40	3.7	O	3mm	207169	85
SBTR3000R10-D4	3.7	8.0	0.35	0.05	D4	50	3.7	O	3mm	207170	85
SBTR3500R10-D4	4.1	8.0	0.40	0.05	D4	50	3.7	O	3mm	207171	85
SBTR4000R15-D4	4.5	10.0	0.45	0.05	D4	50	3.7	O	4mm	207172	85
SBTR4500R15-D4	5.0	10.0	0.50	0.05	D4	50	3.7	O	4mm	207173	85
SBTR5000R20-D6	5.4	15.0	0.55	0.10	D6	50	5.7	O	4mm	207174	85
SBTR5500R20-D6	6.0	15.0	0.60	0.10	D6	50	5.7	O	5mm	207175	85
SBTR6000R20-D6	6.6	15.0	0.65	0.10	D6	50	5.7	O	5mm	207176	85
SBTR6500R20-D6	7.2	15.0	0.70	0.10	D6	50	5.7	O	6mm	207177	85
SBTR7000R20-D6	7.8	20.0	1.00	0.10	D6	50	5.7	O	6mm	207178	130
SBTR7500R20-D6	8.4	20.0	1.05	0.10	D6	50	5.7	O	6mm	207179	130
SBTR8000R20-D6	9.0	20.0	1.10	0.10	D6	50	5.7	O	6mm	207180	130
SBTR8500R20-D6	9.6	20.0	1.15	0.10	D6	50	5.7	O	8mm	207181	210
SBTR9000R20-D6	10.2	20.0	1.20	0.10	D6	50	5.7	O	8mm	207182	210



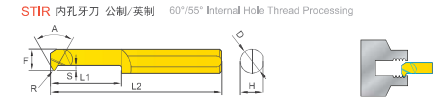
系统号 Model	F	L1	S	R	D	L2	H	长度 Length	加工直径 Processing Dia	订购编码 Order No.	价格 (RMB)
SBQR3000R005-D4	2.8	8.0	0.8	0.05	D4	50	3.7	O	3mm	207320	85
3010R020-D4	2.8	10.0	0.8	0.20	D4	50	3.7	O	3mm	207321	85
SBQR4010R010-D4	3.8	10.0	0.8	0.10	D4	50	3.7	O	4mm	207322	85
4010R030-D4	3.8	10.0	0.8	0.30	D4	50	3.7	O	4mm	207323	85
SBQR5015R015-D6	4.9	15.0	1.0	0.10	D6	50	4.7	O	5mm	207324	130
5015R020-D6	4.9	15.0	1.0	0.20	D6	50	4.7	O	5mm	207325	130
SBQR6015R015-D6	5.8	15.0	1.0	0.10	D6	50	5.7	O	6mm	207326	130
6015R030-D6	5.8	15.0	1.0	0.30	D6	50	5.7	O	6mm	207327	130
SBQR7020R020-D6	6.5	20.0	1.5	0.20	D6	50	6.7	O	7mm	207328	210
SBQR8020R020-D6	7.5	25.0	2.0	0.10	D6	60	7.7	O	8mm	207329	210
8020R030-D6	7.5	25.0	2.0	0.30	D6	60	7.7	O	8mm	207330	210



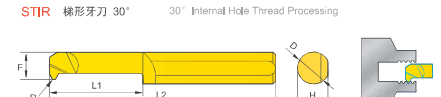
系统号 Model	F	L1	S	R	D	L2	H	长度 Length	加工直径 Processing Dia	订购编码 Order No.	价格 (RMB)	
SBUR3010R010-D4	2.7	10.0	0.6	0.1	D4	50	3.7	1.3	O	3mm	207332	85
SBUR4015R015-D4	3.7	15.0	0.6	0.1	D4	50	3.7	1.3	O	4mm	207333	85
SBUR5020R020-D6	4.7	20.0	0.7	0.2	D6	50	5.7	2.1	O	5mm	207334	130
SBUR6025R025-D6	4.7	20.0	0.7	0.2	D6	50	5.7	2.6	O	6mm	207335	130
SBUR7028R028-D7	4.7	25.0	1.0	0.2	D7	50	6.7	3.2	O	7mm	207336	210
SBUR8032R032-D8	7.7	30.0	1.8	0.2	D8	60	7.7	3.8	O	8mm	207337	210



系统号 Model	F	L1	S	R	D	L2	H	长度 Length	加工直径 Processing Dia	订购编码 Order No.	价格 (RMB)
2SBTR03050R05-D3	1.8	5.0	0.15	0.05	D3	60	5.0	O	2mm	207191	80
2SBTR10150R010-D3	2.7	15.0	0.3	0.1	D3	50	3.7	O	3mm	207192	200
2SBTR20150R015-D4	3.7	15.0	0.4	0.15	D4	60	3.7	O	4mm	207193	200
2SBTR30250R020-D5	4.7	25.0	0.5	0.1	D5	70	4.7	O	5mm	207194	250
2SBTR40250R020-D5	4.7	25.0	0.5	0.2	D5	70	4.7	O	5mm	207195	250
2SBTR50250R020-D6	5.7	25.0	0.5	0.1	D6	70	5.7	O	5mm	207496	250
2SBTR60250R020-D6	5.7	25.0	0.5	0.2	D6	70	5.7	O	5mm	207497	250



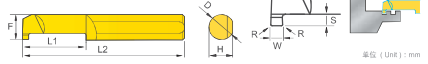
系统号 Model	F	L1	S	R	D	L2	H	长度 Length	加工直径 Processing Dia	订购编码 Order No.	价格 (RMB)	
STIR14020-60°	1.2	5.0	0.4	0.05	D4	50	1.4	1.2	1.2mm	60°	207421	85
14020-60°	1.2	5.0	0.4	0.05	D4	50	1.4	1.2	1.2mm	60°	207422	85
24070-60°	2.4	7.0	0.5	0.05	D4	50	1.4	1.2	1.2mm	60°	207423	85
24070-55°	2.4	7.0	0.5	0.05	D4	50	1.4	1.2	1.2mm	55°	207424	85
49140-60°	4.9	10.0	0.7	0.05	D4	50	1.4	1.2	1.2mm	60°	207425	85
50140-60°	4.9	10.0	0.7	0.05	D4	50	1.4	1.2	1.2mm	60°	207426	85
60200-60°	7.0	12.0	0.8	0.05	D6	60	1.4	1.2	1.2mm	60°	207427	130
60200-55°	7.0	12.0	0.8	0.05	D6	60	1.4	1.2	1.2mm	55°	207428	130



系统号 Model	F	L1	S	R	D	L2	H	长度 Length	加工直径 Processing Dia	订购编码 Order No.	价格 (RMB)
STIR9050-30°	6.2	25	1.3	0.1	D8	60	15TR	O	16x1.5	207441	300
STIR9050-20TR	6.5	25	1.5	0.2	D8	60	3.0				

车削刀
凸轮车床刀具
DS刀柄
正面排刀
Y轴刀柄
前车削
后车削
小径切槽切断螺纹
小孔加工
滚花车花
焊接车刀夹头
外圆车削
内孔车削
螺纹车削
切槽切断
端面切槽

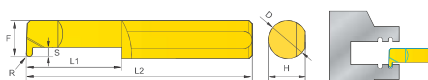
SBWR 内孔槽刀 Internal Hole Grooving



规格型号 Ordering code	W	S	L1	R	F	D	L2	H	槽宽 Grooving Width	加工直径 Processing Diameter	订购编号 Order No.	价格 Price (RMB)
SBWR0100R005D4	0.5	1.0	10	0.05	3.0	D4	50	3.7	0	4mm	207241	85
SBWR1512R005D4	0.5	1.0	10	0.05	3.0	D4	50	3.7	0	4mm	207242	85
SBWR1510R005D4	0.5	1.0	10	0.05	3.0	D4	50	3.7	0	4mm	207243	85
SBWR1510R005D4	0.5	1.5	10	0.05	3.0	D4	50	3.7	0	4mm	207244	85

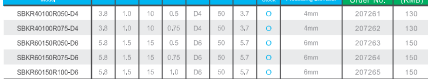
规格型号 Ordering code	F	L1	T	W	R	D	L2	H	槽宽 Grooving Width	加工直径 Processing Diameter	订购编号 Order No.	价格 Price (RMB)
SBWR1010R0015D5	0.3	2.0	12	0.15	5.0	D5	50	5.7	0	5mm	207249	130
SBWR1512R0015D5	1.5	2.0	12	0.15	5.0	D5	50	5.7	0	5mm	207250	130
SBWR1010R0015D5	0.3	2.0	12	0.15	5.0	D5	50	5.7	0	5mm	207248	130
SBWR1510R0015D5	1.5	2.0	12	0.15	5.0	D5	50	5.7	0	5mm	207249	130

SBKR 内孔圆槽刀 Inner Hole Round Grooving



规格型号 Ordering code	F	S	L1	R	D	L2	H	槽宽 Grooving Width	加工直径 Processing Diameter	订购编号 Order No.	价格 Price (RMB)
SBKR0100R005D4	3.0	1.0	10	0.05	D4	50	3.7	0	4mm	207281	130
SBKR1512R005D4	3.0	1.0	10	0.05	D4	50	3.7	0	4mm	207282	130
SBKR1510R005D4	3.0	1.0	10	0.05	D4	50	3.7	0	4mm	207283	130
SBKR1510R005D4	0.5	1.5	10	0.05	D4	50	3.7	0	4mm	207284	130
SBKR1510R005D4	0.5	1.5	10	0.05	D4	50	3.7	0	4mm	207285	130

SBCR 内孔及倒角-刀尖 90° Boring + Chamfering 45°



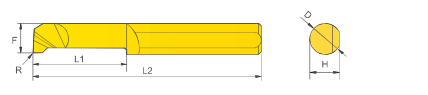
规格型号 Ordering code	F	L1	S	R	D	L2	H	槽宽 Grooving Width	加工直径 Processing Diameter	订购编号 Order No.	价格 Price (RMB)
SBCR0100R005D4	2.0	10	0.05	0.2	D4	50	3.7	0	207321	130	
SBCR1512R005D4	3.0	10	0.05	0.2	D4	50	3.7	0	207322	130	
SBCR1510R005D4	3.0	10	0.05	0.2	D4	50	3.7	0	207323	130	
SBCR1510R005D4	0.5	1.5	10	0.05	0.2	D4	50	3.7	0	207324	130

SBDR 内孔及倒角+切槽 Boring + Chamfering + Grooving



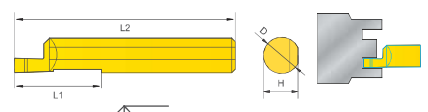
规格型号 Ordering code	F	L1	S	R	D	L2	H	槽宽 Grooving Width	加工直径 Processing Diameter	订购编号 Order No.	价格 Price (RMB)
SBDR0100R005D4	3.0	10	0.05	0.2	D4	50	3.7	0	207331	130	
SBDR1512R005D4	3.0	10	0.05	0.2	D4	50	3.7	0	207332	130	
SBDR1510R005D4	3.0	10	0.05	0.2	D4	50	3.7	0	207333	130	
SBDR1510R005D4	0.5	1.5	10	0.05	0.2	D4	50	3.7	0	207334	130

SBXR 内孔圆刀 Back Boring Cutter



规格型号 Ordering code	F	L1	S	R	D	L2	H	槽宽 Grooving Width	加工直径 Processing Diameter	订购编号 Order No.	价格 Price (RMB)
SBXR0100R0015D4	0.5	1.0	10	0.15	D4	50	3.7	1.5	0	207335	130
SBXR1512R0015D4	1.5	1.0	10	0.15	D4	50	3.7	1.5	0	207336	130
SBXR1510R0015D5	0.5	1.5	10	0.15	D5	50	4.7	1.5	0	207337	150
SBXR1510R0015D5	1.5	1.5	10	0.15	D5	50	4.7	1.5	0	207338	150

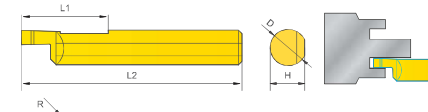
SMFR 右端面槽刀 Right End Face Grooving



规格型号 Ordering code	F	L1	T	W	R	D	L2	H	槽宽 Grooving Width	加工直径 Processing Diameter	订购编号 Order No.	价格 Price (RMB)
SMFR0100R005D4	1.00	15	1.5	0.75	0.1	D4	50	3.7	0	4mm	207271	200
SMFR1512R005D4	1.50	15	1.5	0.75	0.1	D4	50	3.7	0	4mm	207272	200
SMFR1510R005D4	1.00	15	1.5	0.75	0.1	D4	50	3.7	0	4mm	207273	200
SMFR1510R005D4	0.50	15	1.5	0.75	0.1	D4	50	3.7	0	4mm	207274	200

规格型号 Ordering code	F	L1	T	W	R	D	L2	H	槽宽 Grooving Width	加工直径 Processing Diameter	订购编号 Order No.	价格 Price (RMB)
SMFR0100R0015D5	1.00	15	1.5	0.75	0.1	D5	50	3.7	0	5mm	207271	300
SMFR1512R0015D5	1.50	15	1.5	0.75	0.1	D5	50	3.7	0	5mm	207272	300
SMFR1510R0015D5	1.00	15	1.5	0.75	0.1	D5	50	3.7	0	5mm	207273	300
SMFR1510R0015D5	0.50	15	1.5	0.75	0.1	D5	50	3.7	0	5mm	207274	300

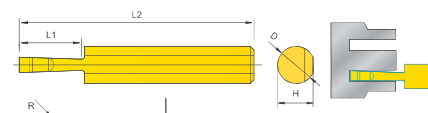
SMFL 左端面槽刀 Left End Face Grooving



规格型号 Ordering code	F	L1	T	W	R	D	L2	H	槽宽 Grooving Width	加工直径 Processing Diameter	订购编号 Order No.	价格 Price (RMB)
SMFL0100R005D4	2.00	15	1.5	0.75	0.1	D4	50	3.7	0	4mm	207281	200
SMFL1512R005D4	3.00	15	1.5	0.75	0.1	D4	50	3.7	0	4mm	207282	200
SMFL1510R005D4	2.00	15	1.5	0.75	0.1	D4	50	3.7	0	4mm	207283	200
SMFL1510R005D4	0.50	15	1.5	0.75	0.1	D4	50	3.7	0	4mm	207284	200

规格型号 Ordering code	F	L1	T	W	R	D	L2	H	槽宽 Grooving Width	加工直径 Processing Diameter	订购编号 Order No.	价格 Price (RMB)
SMFL0100R0015D5	2.00	15	1.5	0.75	0.1	D5	50	3.7	0	5mm	207281	300
SMFL1512R0015D5	3.00	15	1.5	0.75	0.1	D5	50	3.7	0	5mm	207282	300
SMFL1510R0015D5	2.00	15	1.5	0.75	0.1	D5	50	3.7	0	5mm	207283	300
SMFL1510R0015D5	0.50	15	1.5	0.75	0.1	D5	50	3.7	0	5mm	207284	300

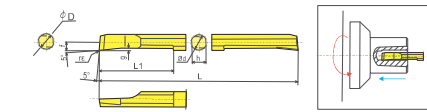
SMVR 深端面槽刀 Deepen End Face Grooving



规格型号 Ordering code	L1	W	R	D	L2	H	槽宽 Grooving Width	加工直径 Processing Diameter	订购编号 Order No.	价格 Price (RMB)
SMVR0100R005D4	15	2.0	0.2	D4	50	3.7	0	15	207291	500
SMVR1512R005D4	15	3.0	0.2	D4	50	3.7	0	15	207292	500
SMVR1510R005D4	15	3.0	0.2	D4	50	3.7	0	15	207293	500

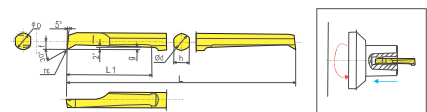
规格型号 Ordering code	F	L1	S	R	D	L2	H	槽宽 Grooving Width	加工直径 Processing Diameter	订购编号 Order No.	价格 Price (RMB)
SMVR0100R0015D5	15	2.0	0.2	D5	50	4.7	0	15	207291	500	
SMVR1512R0015D5	15	3.0	0.2	D5	50	4.7	0	15	207292	500	
SMVR1510R0015D5	15	3.0	0.2	D5	50	4.7	0	15	207293	500	

SBFS 型 SBFS Type



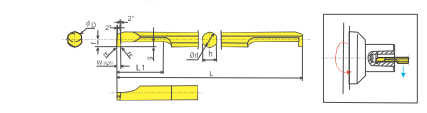
规格型号 Ordering code	加工直径 Turning Diameter (mm) φd	尺寸 Dimensions	订购 编号 Order Number	价格 Price (RMB)
SBFS 020R005S	2.2	2 50 10 0.9 1.8 0.25 0.05	0	207100 360
030R005S	3.2	3 50 15 1.4 2.7 0.40 0.05	0	207102 360
030R015S	3.2	3 50 15 1.4 2.7 0.40 0.15	0	207104 360
040R005S	4.2	4 60 20 1.9 3.6 0.45 0.05	0	207106 360
040R015S	4.2	4 60 20 1.9 3.6 0.45 0.15	0	207108 360
050R005S	5.2	5 70 25 2.4 4.5 0.50 0.05	0	207110 360
050R015S	5.2	5 70 25 2.4 4.5 0.50 0.15	0	207112 360

SBFB 型 SBFB Type



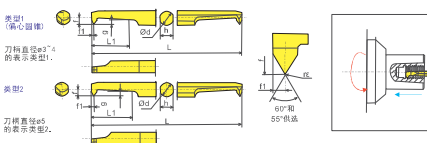
规格型号 Ordering code	加工直径 Turning Diameter (mm) φd	尺寸 Dimensions	订购 编号 Order Number	价格 Price (RMB)
SBFB 020R005F	2.2	2 50 10 0.9 1.8 0.25 0.05	0	207300 410
030R005F	3.2	3 50 15 1.4 2.7 0.40 0.05	0	207302 410
030R015F	3.2	3 50 15 1.4 2.7 0.40 0.15	0	207304 410
040R005F	4.2	4 60 20 1.9 3.6 0.45 0.05	0	207306 410
040R015F	4.2	4 60 20 1.9 3.6 0.45 0.15	0	207308 410
050R005F	5.2	5 70 25 2.4 4.5 0.50 0.05	0	207310 410
050R015F	5.2	5 70 25 2.4 4.5 0.50 0.15	0	207312 410

SBG 型 SBG Type



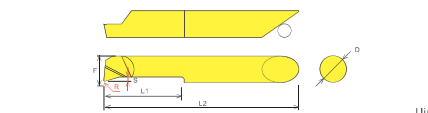
规格型号 Ordering code	加工直径 Turning Diameter (mm) φd	尺寸 Dimensions	订购 编号 Order Number	价格 Price (RMB)	
SBG 030050RB	3	0.20	0	207200 500	
030075RB	3	0.75	3 9 8 0.8 60 1.3 2.7 0.05	0	207202 500
030100RB	3	1.00	0	207204 500	
040050RB	4	0.20	0	207206 500	
040075RB	4	0.75	4 12 1.0 60 1.8 3.6 0.05	0	207208 500
040100RB	4	1.00	0	207210 500	
050050RB	5	0.20	0	207212 500	
050100RB	5	1.00	5 20 1.2 70 2.3 4.5 0.05	0	207214 500
050150RB	5	1.50	0	207216 500	

SBT 型 SBT Type



规格型号 Ordering code	加工直径 Turning Diameter (mm) φd	尺寸 Dimensions	订购 编号 Order Number	价格 Price (RMB)
SBT 030M4RB	3.0	5.0 5.0 1.0 0.8 50 1.3 0.2 0.2 7	0	207400 500
035M5RB	3.5	5.0 5.0 1.0 0.8 50 1.3 0.2 0.2 7	0	207402 500
040M6RB	4.0	6.0 6.0 1.2 1.0 70 2.3 0.2 0.2 7	0	207404 500
050M8RB	5.0	8.0 8.0 1.5 1.0 70 2.3 0.2 0.2 7	0	207406 500

钨钢小径内孔镗刀 (后斜插式)
Tungsten Steel Small Diameter Boring Tool
(Back oblique insertion)



规格型号 Ordering code	小加工直径 Turning Diameter (mm) φd	尺寸 Dimensions	订购 编号 Order Number	价格 Price (RMB)
XSBR 20R005	2.0	1 7 7 0 25 0.05 32.5 4 4	0	207120 200
25R005	2.5	2 8 0 25 0.05 33.5 4 4	0	207121 200
30R008	3.0	2 7.5 12 0 4 0.08 37.5 4 4	0	207123 200
35R010	3.5	3 25 15 0 4 0.1 40 5 4	0	207124 200
40R010	4.0	3 8 15 0 8 0.1 39.5 4 4	0	207124 200
50R015	5.0	4 7 25 0 7.5 0.15 51 5 5	0	207125 300
60R015	6.0	5 7 30 0 7.5 0.15 56.5 6 6	0	207126 300
70R015	7			

模块化高硬度高刚性刀杆

Modular High Hardness And High Rigidity Shank

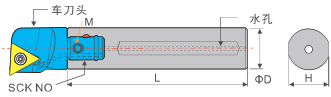


Table with columns: 型号, 组合刀杆 SCK No., 尺寸 Dimensions, 螺纹 Screw, 扳手 Wrench, 接口 Stock, Order Number, Price (RMB). Lists models SCK1 to SCK5.

STUP型模块化车刀头

STUP Modular Vehicle Head

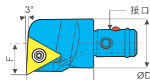


Table with columns: 型号, 使用刀片 INSERT, 尺寸 Dimensions, 螺纹 Screw, 扳手 Wrench, 接口 Stock, Order Number, Price (RMB). Lists models SCK1-A20-STUPR11-22 to SCK5-A50-STUPR1604-60.

STUC型模块化车刀头

STUC Modular Vehicle Head

Table with columns: 型号, 使用刀片 INSERT, 尺寸 Dimensions, 螺纹 Screw, 扳手 Wrench, 接口 Stock, Order Number, Price (RMB). Lists models SCK1-A20-STUCR11-22 to SCK5-A50-STUCR11-40.

SCLC型模块化车刀头

SCLC modular vehicle head

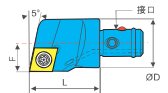


Table with columns: 型号, 使用刀片 INSERT, 尺寸 Dimensions, 螺纹 Screw, 扳手 Wrench, 接口 Stock, Order Number, Price (RMB). Lists models SCK1-A20-SCLCR09-22 to SCK5-A50-SCLCR09-60.

SDCK型模块化车刀头

SDCK Modular Vehicle Head

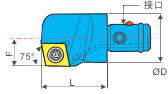


Table with columns: 型号, 使用刀片 INSERT, 尺寸 Dimensions, 螺纹 Screw, 扳手 Wrench, 接口 Stock, Order Number, Price (RMB). Lists models SCK1-A20-SDCKR09-22 to SCK3-A32-SDCKR09-38.

模块化钨钢车刀杆

Modular Tungsten Steel Tool Holder

Table with columns: 型号, 组合刀杆 SCK No., 尺寸 Dimensions, 螺纹 Screw, 扳手 Wrench, 接口 Stock, Order Number, Price (RMB). Lists models SCK1-E20-180L to SCK5-E50-300L.

SVJC型模块化车刀头

SVJC Type Modular Cutter Head

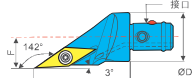


Table with columns: 型号, 使用刀片 INSERT, 尺寸 Dimensions, 螺纹 Screw, 扳手 Wrench, 接口 Stock, Order Number, Price (RMB). Lists models SCK1-A20-SVJCR11-22 to SCK3-A32-SVJCR16-35.

SVUC型模块化车刀头

SVUC Type Modular Cutter Head

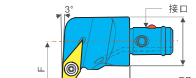


Table with columns: 型号, 使用刀片 INSERT, 尺寸 Dimensions, 螺纹 Screw, 扳手 Wrench, 接口 Stock, Order Number, Price (RMB). Lists models SCK1-A20-SVUCR11-27 to SCK4-A40-SVUCR16-50.

SDQC型模块化车刀头

SDQC Modular Car Cutter Head

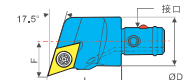


Table with columns: 型号, 使用刀片 INSERT, 尺寸 Dimensions, 螺纹 Screw, 扳手 Wrench, 接口 Stock, Order Number, Price (RMB). Lists models SCK1-A20-SDQCR11-25 to SCK5-A50-SDQCR11-60.

SDUC型模块化车刀头

SDUC Type Modular Car Cutter Head

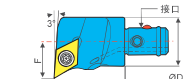


Table with columns: 型号, 使用刀片 INSERT, 尺寸 Dimensions, 螺纹 Screw, 扳手 Wrench, 接口 Stock, Order Number, Price (RMB). Lists models SCK1-A20-SDUCR11-23 to SCK5-A50-SDUCR11-60.

SDZC型模块化车刀头

SDZC Modular Car Cutter Head

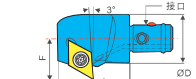


Table with columns: 型号, 使用刀片 INSERT, 尺寸 Dimensions, 螺纹 Screw, 扳手 Wrench, 接口 Stock, Order Number, Price (RMB). Lists models SCK1-A20-SDZCR11-26 to SCK3-A32-SDZCR11-40.

MGIV型模块化车刀头

MGIV Modularized Cutter Head

Table with columns: 型号, 使用刀片 INSERT, 尺寸 Dimensions, 螺纹 Screw, 扳手 Wrench, 接口 Stock, Order Number, Price (RMB). Lists models SCK1-A20-MGIVR25-2 to SCK2-A25-MGIVR32-4.

MTUN型

MTUN Type

Table with columns: 型号, 使用刀片 INSERT, 尺寸 Dimensions, 刀片 Shim, 中心销 Pin, 压板 Clamp, 压板螺丝 Screw, 扳手 Wrench, 接口 Stock, Order Number, Price (RMB). Lists models SCK1-A20-MTUNR16-25 to SCK5-A50-MTUNR16-60.

MCLN型

MCLN Type

Table with columns: 型号, 使用刀片 INSERT, 尺寸 Dimensions, 刀片 Shim, 中心销 Pin, 压板 Clamp, 压板螺丝 Screw, 扳手 Wrench, 接口 Stock, Order Number, Price (RMB). Lists models SCK1-A20-MCLNR12-25 to SCK5-A50-MCLNR12-63.

S..MW..双头外圆及内孔共用型车刀杆



特点: 外圆及内孔车削用一把刀即可完成, 节省换刀时间, 提高加工效率!

Table with columns: 刀把型号, 尺寸 Dimensions, 刀片 Insert, 刀片 Shim, 中心销 Pin, 压板 Clamp, 压板螺丝 Screw, 扳手 Wrench, 图示 Fig, Order Number, Price (RMB). Lists models S25R-MW08-R1.5 to S40S-MW08-L1.5.

S..MC..双头外圆及内孔共用型车刀杆



特点: 外圆及内孔车削用一把刀即可完成, 节省换刀时间, 提高加工效率!

Table with columns: 刀把型号, 尺寸 Dimensions, 刀片 Insert, 刀片 Shim, 中心销 Pin, 压板 Clamp, 压板螺丝 Screw, 扳手 Wrench, 图示 Fig, Order Number, Price (RMB). Lists models S25R-MW08-R1.5 to S40S-MW08-L1.5.

车削刀柄

CSV凸轮车削刀具

DS刀柄

正面排刀

Y轴刀柄

前车削

后车削

小径切槽切螺

小孔加工

滚花车花

焊接车刀夹头

外圆车削

内孔车削

螺纹车削

切槽切断

端面切槽

车削刀柄

CSV凸轮车削刀具

DS刀柄

正面排刀

Y轴刀柄

前车削

后车削

小径切槽切螺

小孔加工

滚花车花

焊接车刀夹头

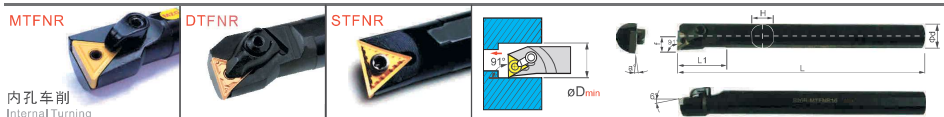
外圆车削

内孔车削

螺纹车削

切槽切断

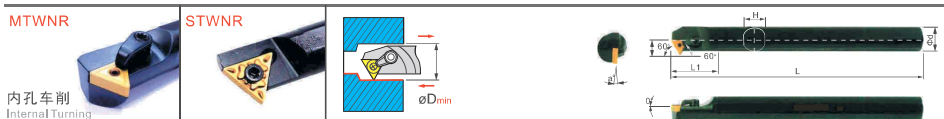
端面切槽



刀片 (Inserts): A09-A10 零配件 (Toolholder Parts): P01-P04 图示方向 (R) R-Type

刀把型号 Ordering code	尺寸 Dimensions							刀片 Insert	刀垫 Shim	中心销 Pin	压板 Clamp	压板螺丝 Screw	扳手 Wrench	Stock		Order Number	Price (RMB)
	ØD _{min}	Ød	L	L1	H	f	α°							R	L		
S16Q-MTFNR/L16	20	16	180	35	15	11	18°	TN..1604..	CTM511	HL1810	ML0620	PL25 PL30	● ●	● ●	223500	180	
S18Q-MTFNR/L16	22	18	180	35	17	12	15°								223501	192	
S20R-MTFNR/L16	25	20	200	40	19	13	15°								223502	192	
S25S-MTFNR/L16	30	25	250	45	24	15.5	12°								223504	220	
S32T-MTFNR/L16	38	32	300	54	30	20.5	17°								223506	360	
S40T-MTFNR/L16	47	40	300	60	38	25	15°								223508	540	
S16Q-DTFNR/L16	20	16	180	35	15	11	18°	TN..1604..	MT1603	CTM513	HL1813	ML0625	PL25 PL30	○ ○	○ ○	223520	280
S18Q-DTFNR/L16	22	18	180	35	17	12	15°									223521	280
S20R-DTFNR/L16	25	20	200	40	19	13	15°									223522	280
S25S-DTFNR/L16	30	25	250	45	24	15.5	12°									223524	320
S32T-DTFNR/L16	38	32	300	54	30	20.5	17°									223526	520
S40T-DTFNR/L16	47	40	300	60	38	25	15°									223528	770

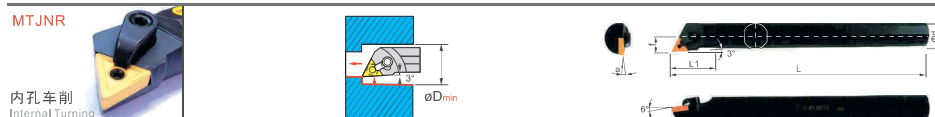
刀把型号 Ordering code	尺寸 Dimensions							刀片 Insert	螺丝 Screw	扳手 Wrench	Stock		Order Number	Price (RMB)
	ØD _{min}	Ød	L	L1	H	f	α°				R	L		
S16Q-STFNR/L16	18	16	9	180	26	14.8	15°	TN..1604..	M3.5×13T	T15	● ●	● ●	227710	200
S18Q-STFNR/L16	21	18	10	180	28	16.8	15°						227711	200
S20R-STFNR/L16	22	20	11	200	28	18.4	15°						227712	200



刀片 (Inserts): A09-A10 零配件 (Toolholder Parts): P01-P04 图示方向 (R) R-Type

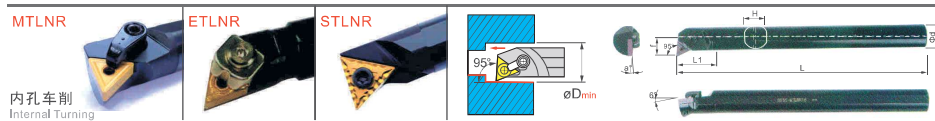
刀把型号 Ordering code	尺寸 Dimensions							刀片 Insert	刀垫 Shim	中心销 Pin	压板 Clamp	压板螺丝 Screw	扳手 Wrench	Stock		Order Number	Price (RMB)							
	ØD _{min}	Ød	L	L1	H	f	α°							R	L									
S20R-MTWNR/L16	27	20	200	40	19	14	15°	TN..1604..	CTM511	HL1810	ML0620	PL25 PL30	● ●	● ●	223600	192								
S25S-MTWNR/L16	32	25	250	45	24	16.5	12°								223602	220								
S32T-MTWNR/L16	39	32	300	54	30	20	17°								223604	360								
S20R-DTWNR/L16	27	20	200	40	19	14	15°								TN..1604..	MT1603	CTM513	HL1813	ML0625	PL25 PL30	○ ○	○ ○	223610	320
S25S-DTWNR/L16	32	25	250	45	24	16.5	12°																223612	520
S32T-DTWNR/L16	39	32	300	54	30	20	17°																223616	770

刀把型号 Ordering code	尺寸 Dimensions							刀片 Insert	螺丝 Screw	扳手 Wrench	Stock		Order Number	Price (RMB)
	ØD _{min}	Ød	f	L	L1	H	α°				R	L		
S16Q-STWNR/L16	21	16	11.5	180	26	14.8	15°	TN..1604..	M3.5×13T	T15	● ●	● ●	227750	200
S18Q-STWNR/L16	23	18	12.5	180	28	16.8	15°						227751	200
S20R-STWNR/L16	25	20	13.5	200	28	18.4	15°						227752	200



刀片 (Inserts): A09-A10 零配件 (Toolholder Parts): P01-P04 图示方向 (R) R-Type

刀把型号 Ordering code	尺寸 Dimensions							刀片 Insert	刀垫 Shim	中心销 Pin	压板 Clamp	压板螺丝 Screw	扳手 Wrench	Stock		Order Number	Price (RMB)
	ØD _{min}	Ød	L	L1	H	f	α°							R	L		
S20R-MTJNR/L16	25	20	200	40	19	12.5	15°	TN..1604..	MT1603	CTM513	HL1813	ML0625	PL25 PL30	● ●	● ●	223400	192
S25S-MTJNR/L16	32	25	250	45	24	16	12°									223402	220
S32T-MTJNR/L16	41	32	300	54	30	22.5	17°									223404	360
S40U-MTJNR/L16	50	40	350	55	38	27	15°									223406	540

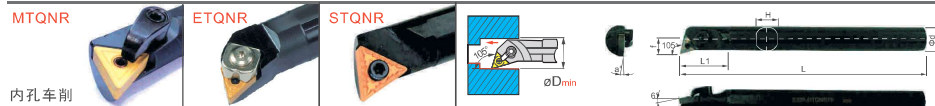


刀片 (Inserts): A09-A10 零配件 (Toolholder Parts): P01-P04 图示方向 (R) R-Type

刀把型号 Ordering code	尺寸 Dimensions							刀片 Insert	刀垫 Shim	中心销 Pin	压板 Clamp	压板螺丝 Screw	扳手 Wrench	Stock		Order Number	Price (RMB)
	ØD _{min}	Ød	L	L1	H	f	α°							R	L		
S18Q-MTLNR/L16	22	18	180	36	17	12.5	15°	TN..1604..	MT1603	CTM513	HL1813	ML0625	PL20 PL30	● ●	● ●	223734	190
S20R-MTLNR/L16	25	20	200	37	19	13.5	15°									223736	192
S25S-MTLNR/L16	30	25	250	45	23	17	12°									223738	220
S32T-MTLNR/L16	40	32	300	50	30	22.5	17°									223740	360

刀把型号 Ordering code	尺寸 Dimensions							刀片 Insert	刀垫 Shim	中心销 Pin	压板 Clamp	压板螺丝 Screw	扳手 Wrench	Stock		Order Number	Price (RMB)
	ØD _{min}	Ød	L	L1	H	f	α°							R	L		
S20R-ETLNR/L16	25	20	200	40	13	13.5	15°	TN..1604..	MT1603	CT515-Z	HLZ-T	M8X25	PL25 PL40	● ●	● ●	223750	280
S25S-ETLNR/L16	31	25	250	45	24	17	12°									223752	320
S32T-ETLNR/L16	41	32	300	54	30	22.5	12°									223754	520
S40T-ETLNR/L16	50	40	300	60	38	26.5	10°									223756	770

刀把型号 Ordering code	尺寸 Dimensions							刀片 Insert	螺丝 Screw	扳手 Wrench	Stock		Order Number	Price (RMB)
	ØD _{min}	Ød	f	L	L1	H	α°				R	L		
S16Q-STLNR/L16	21	16	11.5	180	26	14.8	15°	TN..1604..	M3.5×13T	T15	● ●	● ●	227730	200
S18Q-STLNR/L16	23	18	12.5	180	28	16.8	15°						227731	200
S20R-STLNR/L16	25	20	13.5	200	28	18.4	15°						227732	200



刀片 (Inserts): A09-A10 零配件 (Toolholder Parts): P01-P04 图示方向 (R) R-Type

刀把型号 Ordering code	尺寸 Dimensions							刀片 Insert	刀垫 Shim	中心销 Pin	压板 Clamp	压板螺丝 Screw	扳手 Wrench	Stock		Order Number	Price (RMB)
	ØD _{min}	Ød	L	L1	H	f	α°							R	L		
S20R-MTQNR/L16	25	20	200	40	13	13.5	15°	TN..1604..	MT1603	CTM513	HL1813	ML0625	PL25 PL30	● ●	● ●	223800	192
S25S-MTQNR/L16	31	25	250	45	24	17	12°									223802	220
S32T-MTQNR/L16	41	32	300	54	30	22.5	17°									223804	360
S40T-MTQNR/L16	50	40	300	60	38	26.5	15°									223806	540

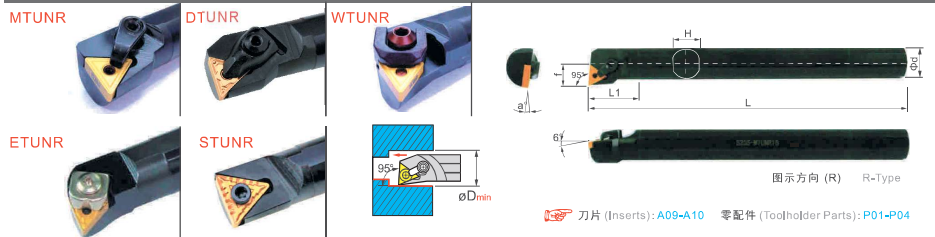
刀把型号 Ordering code	尺寸 Dimensions							刀片 Insert	刀垫 Shim	中心销 Pin	压板 Clamp	压板螺丝 Screw	扳手 Wrench	Stock		Order Number	Price (RMB)
	ØD _{min}	Ød	L	L1	H	f	α°							R	L		
S20R-ETQNR/L16	25	20	200	40	13	13.5	15°	TN..1604..	MT1603	CT515-Z	HLZ-T	M8X25	PL25 PL40	● ●	● ●	223810	280
S25S-ETQNR/L16	31	25	250	45	24	17	12°									223812	320
S32T-ETQNR/L16	41	32	300	54	30	22.5	12°									223814	520
S40T-ETQNR/L16	50	40	300	60	38	26.5	10°									223816	770

刀把型号 Ordering code	尺寸 Dimensions							刀片 Insert	螺丝 Screw	扳手 Wrench	Stock		Order Number	Price (RMB)
	ØD _{min}	Ød	f	L	L1	H	α°				R	L		
S16Q-STQNR/L16	21	16	11.5	180	26	14.8	15°	TN..1604..	M3.5×13T	T15	● ●	● ●	227720	200
S18Q-STQNR/L16	23	18	12.5	180	28	16.8	15°						227721	200
S20R-STQNR/L16	25	20	13.5	200	28	18.4	15°						227722	200

车削刀柄
CSV 凸轮车床刀具
DS 刀柄
正面排刀
Y轴刀柄
前车削
后车削
小径切槽切通螺纹
小孔加工
滚花花车
焊接车刀夹头
外圆车削
内孔车削
螺纹车削
切槽切断
端面切槽

车削刀柄
CSV 凸轮车床刀具
DS 刀柄
正面排刀
Y轴刀柄
前车削
后车削
小径切槽切通螺纹
小孔加工
滚花花车
焊接车刀夹头
外圆车削
内孔车削
螺纹车削
切槽切断
端面切槽

车削刀柄
CSV 凸轮车床刀具
DS 刀柄
正面排刀
Y轴刀柄
前车削
后车削
小径切槽切断螺纹
小孔加工
滚花车花
焊接车刀夹头
外圆车削
内孔车削
螺纹车削
切槽切断
端面切槽



碳化钨钢防震刀杆 (防震效果>8倍倍径)

Carbide Steel Shock-Proof Toolholder (Shock-Proof Effect > 8 Times Toolholder Diameter)

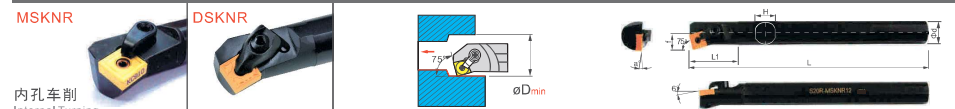
刀柄型号 Ordering code	尺寸 Dimensions						刀片 Insert	刀垫 Shim	中心销 Pin	压板 Clamp	压板螺丝 Shim Screw	扳手 Wrench	Stock		Order Number	Price (RMB)						
	øD _{min}	øD	L	L1	H	α°							R	L								
S16Q-MTUNR/L16	22	16	180	35	15	11	18°	TN..1604..	CTM511	HL1810	ML0620	PL25 PL30	●	●	223700	180						
S20R-MTUNR/L16	25	20	200	40	19	13.5°	●						●	223702	192							
S25S-MTUNR/L16	31	25	250	45	24	17	12°						●	●	223704	220						
S32T-MTUNR/L16	41	32	300	54	30	22.5°	●						●	223706	360							
S40T-MTUNR/L16	50	40	300	60	38	26.5°	15°	MT1603	CTM513	HL1813	ML0625	PL25 PL30	●	●	223708	540						
S50U-MTUNR/L16	60	50	350	65	48	31	12°						●	●	223710	1000						
S60V-MTUNR/L16	70	60	400	70	58	36	10°						●	●	223712	1800						
S40T-MTUNR/L22	50	40	300	60	38	26.5°	15°						●	●	223714	540						
S50U-MTUNR/L22	60	50	350	65	48	31	12°	TN..2204..	MT2204	CTM617	HL1917	ML0830	PL25 PL40	●	●	223716	1000					
S60V-MTUNR/L22	70	60	400	70	58	36	10°							●	●	223718	1800					
C20R-MTUNR/L16-25	25	20	200	-	13	13	15°							TN..1604..	CTM511	HL1810	ML0620	PL25 PL30	●	●	223720	5700
C20S-MTUNR/L16-25	25	20	250	-	13	13	15°												●	●	223722	6600
C25R-MTUNR/L16-32	32	25	200	-	24	17	12°	●	●	223724	6500											
C25S-MTUNR/L16-32	32	25	250	-	24	17	12°	●	●	223726	7500											
C32S-MTUNR/L16-40	40	32	250	-	30	20	17°	○	○	223728												
C40S-MTUNR/L16-50	50	40	250	-	38	26	15°	○	○	223730												
C50S-MTUNR/L16-60	60	50	250	-	48	31	12°	○	○	223732												

刀柄型号 Ordering code	尺寸 Dimensions						刀片 Insert	刀垫 Shim	刀垫螺丝 Shim Screw	压板 Clamp	压板螺丝 Shim Screw	扳手 Wrench	Stock		Order Number	Price (RMB)
	øD _{min}	øD	L	L1	H	α°							R	L		
S16Q-DTUNR/L16	20	16	180	35	15	11	18°	TN..1604..		HLD-3	M6X21	PL30	○	○	223750	280
S18Q-DTUNR/L16	22	18	180	35	17	12	15°						○	○	223751	280
S20R-DTUNR/L16	25	20	200	40	19	13	15°						○	○	223752	280
S25S-DTUNR/L16	30	25	250	45	24	15.5°	12°						○	○	223754	320
S32T-DTUNR/L16	38	32	300	54	30	20.5°	17°	○	○	223756	520					
S40T-DTUNR/L16	47	40	300	60	38	25	15°	○	○	223758	770					

刀柄型号 Ordering code	尺寸 Dimensions						刀片 Insert	刀垫 Shim	中心销 Pin	压板 Clamp	压板螺丝 Shim Screw	扳手 Wrench	Stock		Order Number	Price (RMB)	
	øD _{min}	øD	L	L1	H	α°							R	L			
S25S-WTUNR/L16	32	25	250	36	23	17	12°	TN..1604..	MT1603	CTM515-T	WT-16	M5 X 23	PL25 PL40	●	●	223408	370
S32T-WTUNR/L16	40	32	300	46	30	22.5°	17°							●	●	223410	600
S40U-WTUNR/L16	45	40	350	56	38	26.5°	15°							●	●	223412	900
S50U-WTUNR/L16	55	50	450	66	48	29.5°	15°							●	●	223414	1600

刀柄型号 Ordering code	尺寸 Dimensions						刀片 Insert	刀垫 Shim	中心销 Pin	压板 Clamp	压板螺丝 Shim Screw	扳手 Wrench	Stock		Order Number	Price (RMB)	
	øD _{min}	øD	L	L1	H	α°							R	L			
S25S-ETUNR/L16	32	25	250	45	24	17	12°	TN..1604..	MT1603	CT515-Z	HLZ-T	M8X25	PL25 PL40	●	●	223760	370
S32T-ETUNR/L16	40	32	300	50	30	22	10°							●	●	223762	600
S40T-ETUNR/L16	50	40	300	55	38	27	10°							●	●	223764	900
S50U-ETUNR/L16	60	50	350	60	48	35	8°							●	●	223766	1600

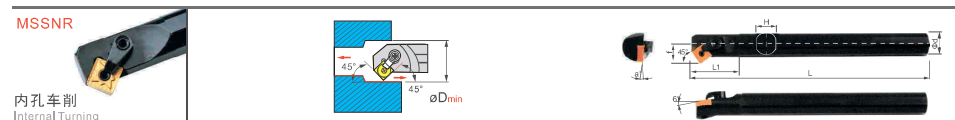
刀柄型号 Ordering code	尺寸 Dimensions						刀片 Insert	压板 Clamp	压板螺丝 Shim Screw	扳手 Wrench	Stock		Order Number	Price (RMB)
	øD _{min}	øD	f	L	L1	H					R	L		
S16Q-STUNR/L16	19	16	9	180	26	15°	TN..1604..	M3.5x13T	T15		●	●	227700	200
S18Q-STUNR/L16	20	18	10	180	28	15°					●	●	227701	200
S20R-STUNR/L16	22	20	11	200	28	15°					●	●	227702	200



刀片 (Inserts): A07-A08 零配件 (Toolholder Parts): P01-P04

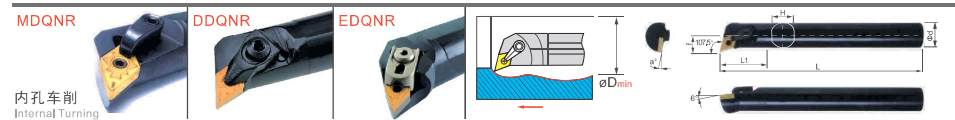
刀柄型号 Ordering code	尺寸 Dimensions						刀片 Insert	刀垫 Shim	中心销 Pin	压板 Clamp	压板螺丝 Shim Screw	扳手 Wrench	Stock		Order Number	Price (RMB)	
	øD _{min}	øD	L	L1	H	α°							R	L			
S20R-MSKNR/L12	26	20	200	40	19	14	15°	SN..1204..	MS1204	CTM613	HL1810	ML0620	PL25 PL30	●	●	223900	192
S25S-MSKNR/L12	30	25	250	45	24	16.1°	12°							●	●	223902	220
S32T-MSKNR/L12	40	32	300	50	30	22	17°							●	●	223904	360
S40T-MSKNR/L12	48	40	300	55	38	27	15°							●	●	223906	540
S50U-MSKNR/L12	60	50	350	65	48	30	12°	●	●	223908	1000						

刀柄型号 Ordering code	尺寸 Dimensions						刀片 Insert	刀垫 Shim	刀垫螺丝 Shim Screw	压板 Clamp	压板螺丝 Shim Screw	扳手 Wrench	Stock		Order Number	Price (RMB)	
	øD _{min}	øD	L	L1	H	α°							R	L			
S20R-DSKNR/L12	26	20	200	40	19	14	15°	SN..1204..	MS1204	M5X9P	HLD-1	M6X21	PL30	○	○	223920	280
S25S-DSKNR/L12	30	25	250	45	24	16.1°	12°							○	○	223922	320
S32T-DSKNR/L12	40	32	300	50	30	22	17°							○	○	223924	520
S40T-DSKNR/L12	48	40	300	55	38	27	15°							○	○	223926	770
S50U-DSKNR/L12	60	50	350	65	48	30	12°	○	○	223928	1200						



刀片 (Inserts): A07-A08 零配件 (Toolholder Parts): P01-P04

刀柄型号 Ordering code	尺寸 Dimensions						刀片 Insert	刀垫 Shim	中心销 Pin	压板 Clamp	压板螺丝 Shim Screw	扳手 Wrench	Stock		Order Number	Price (RMB)	
	øD _{min}	øD	L	L1	H	α°							R	L			
S20R-MSSNR/L12	27	20	200	35	19	15	15°	SN..1204..	MS1204	CTM613	HL1810	ML0620	PL25 PL30	●	●	223950	192
S25S-MSSNR/L12	30	25	250	40	24	17	12°							●	●	223952	220
S32T-MSSNR/L12	38	32	300	45	30	21	17°							●	●	223954	360
S40T-MSSNR/L12	46	40	300	50	38	27	15°							●	●	223956	540
S50U-MSSNR/L12	58	50	350	60	48	30	12°	●	●	223958	1000						



刀片 (Inserts): A03-A04 零配件 (Toolholder Parts): P01-P04

刀柄型号 Ordering code	尺寸 Dimensions						刀片 Insert	刀垫 Shim	中心销 Pin	压板 Clamp	压板螺丝 Shim Screw	扳手 Wrench	Stock		Order Number	Price (RMB)	
	øD _{min}	øD	L	L1	H	α°							R	L			
S20R-MDQNR/L11	25	20	200	40	19	14.5°	15°	DN..1104..		CTM511	HL1810	ML0625	PL20/30	●	●	224001	192
S25S-MDQNR/L15	31	25	250	45	24	17	12°							●	●	224002	220
S32T-MDQNR/L15	38	32	300	50	30	20.5°	17°							●	●	224004	360
S40T-MDQNR/L15	50	40	300	60	38	27	15°							●	●	224004	540

刀柄型号 Ordering code	尺寸 Dimensions						刀片 Insert	刀垫 Shim	刀垫螺丝 Shim Screw	压板 Clamp	压板螺丝 Shim Screw	扳手 Wrench	Stock		Order Number	Price (RMB)	
	øD _{min}	øD	L	L1	H	α°							R	L			
S20R-DDQNR/L11	25	20	200	40	19	14.5°	15°	DN..1104..		HLD-3		M6X21	PL30	○	○	224011	280
S25S-DDQNR/L15	31	25	250	45	24	17	12°							○	○	224010	320
S32T-DDQNR/L15	38	32	300	50	30	20.5°	17°							○	○	224012	520
S40T-DDQNR/L15	50	40	300	60	38	27	15°							○	○	224014	770

刀柄型号 Ordering code	尺寸 Dimensions						刀片 Insert	刀垫 Shim	中心销 Pin	压板 Clamp	压板螺丝 Shim Screw	扳手 Wrench	Stock		Order Number	Price (RMB)	
	øD _{min}	øD	L	L1	H	α°							R	L			
S32T-EDQNR/L15	40	32	300	50	30	22	10°	DN..1504..	MD1506	CT618-Z	HLZ-D	M8X25	PL30 PL40	○	○	224030	520
S40T-EDQNR/L15	50	40	300	60	38	27	10°							○	○	224032	770

车削刀柄
CSV 凸轮车床刀具
DS 刀柄
正面排刀
Y轴刀柄
前车削
后车削
小径切槽切断螺纹
小孔加工
滚花车花
焊接车刀夹头
外圆车削
内孔车削
螺纹车削
切槽切断
端面切槽

内孔车削

内孔车削

车削刀柄

CSV
凸轮
车床
刀具

DS
刀柄

正面
排刀

Y轴
刀柄

前车削

后车削

小径
切槽
切断
螺纹

小孔
加工

滚花
车花

焊接
车刀
夹头


外圆
车削

内孔
车削


螺纹
车削

切槽
切断

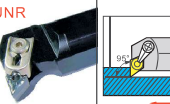
端面
切槽



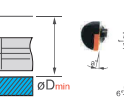
MDUNR
内孔车削
Internal Turning



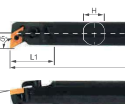
DDUNR




EDUNR



尺寸




方向




尺寸

刀片 (Inserts): A03-A04 零配件 (Toolholder Parts): P01-P04 图示方向 (R) R-Type

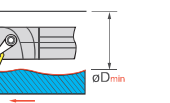
刀把型号 Ordering code	尺寸 Dimensions							刀片 Insert	刀垫 Shim	中心销 Pin	压板 Clamp	压板螺丝 Screw	扳手 Wrench	Stock		Order Number	Price (RMB)
	φD _{min}	φd	L	L1	H	f	α°							R	L		
S20R-MDUNR/L11	26	20	200	40	19	14.5	15°	DN..1104..		CTM511	HL1810	ML0625	PL20/30	●	●	224101	192
S25S-MDUNR/L15	30	25	250	45	24	16	12°	DN..1504..	MD1506	CTM619	HL2114	ML0625	PL30	●	●	224100	220
S32T-MDUNR/L15	38	32	300	50	30	21	17°	DN..1506..	MD1504	CTM619	HL2114	ML0625	PL30	●	●	224102	360
S40T-MDUNR/L15	48	40	300	60	38	26	15°	DN..1506..	MD1504	CTM619	HL2114	ML0625	PL30	●	●	224104	540




MDWNR
内孔车削
Internal turning



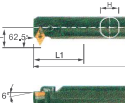
尺寸




方向



尺寸




方向




尺寸

刀片 (Inserts): A03-A04 零配件 (Toolholder Parts): P01-P04 图示方向 (R) R-Type

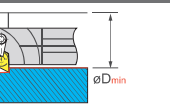
刀把型号 Ordering code	尺寸 Dimensions							刀片 Insert	刀垫 Shim	中心销 Pin	压板 Clamp	压板螺丝 Screw	扳手 Wrench	Stock		Order Number	Price (RMB)
	φD _{min}	φd	L	L1	H	f	α°							R	L		
S20R-MDWNR/L11	28	20	200	36	19	16	15°	DN..1104..		CTM511	HL1810	ML0625	PL20/30	●	●	224201	192
S25S-MDWNR/L15	37	25	250	45	24	22.5	12°	DN..1504..	MD1506	CTM613	HL1810	ML0625	PL30	●	●	224200	220
S32T-MDWNR/L15	45	32	300	50	30	27	17°	DN..1506..	MD1506	CTM619	HL2114	ML0625	PL30	●	●	224202	360
S40T-MDWNR/L15	53	40	300	55	38	31	15°	DN..1506..	MD1504	CTM619	HL2114	ML0625	PL30	●	●	224204	540




MDZNR
内孔车削
Internal Tur...



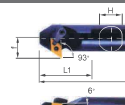
尺寸




方向



尺寸



方向



尺寸

刀片 (Inserts): A03-A04 零配件 (Toolholder Parts): P01-P04 图示方向 (R) R-Type

刀把型号 Ordering code	尺寸 Dimensions							刀片 Insert	刀垫 Shim	中心销 Pin	压板 Clamp	压板螺丝 Screw	扳手 Wrench	Stock		Order Number	Price (RMB)
	φD _{min}	φd	L	L1	H	f	α°							R	L		
S25S-MDZNR/L15	35	25	250	46	24	20.5	15°	DN..1504..		CTM613	HL1810	ML0625	PL30	●	●	224301	220
S32T-MDZNR/L15	40	32	300	50	30	23	17°	DN..1504..	MD1506	CTM619	HL2114	ML0625	PL30	●	●	224300	360
S40T-MDZNR/L15	50	40	300	55	38	27	15°	DN..1506..	MD1504	CTM619	HL2114	ML0625	PL30	●	●	224302	540



MVQNR
内孔车削
Internal Turning



DVQNR



EVQNR



尺寸




方向




尺寸

刀片 (Inserts): A11-A12 零配件 (Toolholder Parts): P01-P04 图示方向 (R) R-Type


刀把型号 Ordering code	尺寸 Dimensions							刀片 Insert	刀垫 Shim	中心销 Pin	压板 Clamp	压板螺丝 Screw	扳手 Wrench	Stock		Order Number	Price (RMB)
	φD _{min}	φd	L	L1	H	f	α°							R	L		
S20R-MVQNR/L16	28	20	200	45	19	16	15°			CTM511	HL2114	ML0625	PL20/30	●	●	224401	192
S25S-MVQNR/L16	31	25	250	45	24	17	12°	VN..1604..		CTM511	HL2114	ML0625	PL30	●	●	224400	220
S32T-MVQNR/L16	39	32	300	50	30	23	17°	VN..1604..		CTM513	HL2114	ML0625	PL30	●	●	224402	360
S40T-MVQNR/L16	50	40	300	55	38	27	15°	VN..1604..	MV1603	CTM513	HL2114	ML0625	PL30	●	●	224404	540



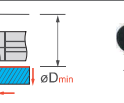
MVXNR
内孔车削
Internal Turning



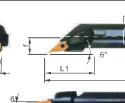
DVXNR




EVXNR



尺寸



方向



尺寸

刀片 (Inserts): A11-A12 零配件 (Toolholder Parts): P01-P04 图示方向 (R) R-Type

刀把型号 Ordering code	尺寸 Dimensions							刀片 Insert	刀垫 Shim	中心销 Pin	压板 Clamp	压板螺丝 Screw	扳手 Wrench	Stock		Order Number	Price (RMB)
	φD _{min}	φd	L	L1	H	f	α°							R	L		
S20R-MVXNR/L16	27	20	200	40	19	14	15°			CTM511	HL2414	ML0625	PL20/30	●	●	224500	192
S25S-MVXNR/L16	32	25	250	45	24	17	12°	VN..1604..		CTM511	HL2414	ML0625	PL30	●	●	224502	220
S32T-MVXNR/L16	42	32	300	50	30	23	17°	VN..1604..		CTM513	HL2414	ML0625	PL30	●	●	224504	360
S40T-MVXNR/L16	50	40	300	55	38	27	15°	VN..1604..	MV1603	CTM513	HL2414	ML0625	PL30	●	●	224506	540



MVXNR
内孔车削
Internal Turning



DVXNR



EVXNR



尺寸



方向



尺寸

刀片 (Inserts): A11-A12 零配件 (Toolholder Parts): P01-P04 图示方向 (R) R-Type

刀把型号 Ordering code	尺寸 Dimensions							刀片 Insert	刀垫 Shim	中心销 Pin	压板 Clamp	压板螺丝 Screw	扳手 Wrench	Stock		Order Number	Price (RMB)
	φD _{min}	φd	L	L1	H	f	α°							R	L		
S32T-EVXNR/L16	42	32	300	50	30	23	17°	VN..1604..		CT515-Z	HLZ-V	M8X25	PL25/PL40	○	○	224430	520
S40T-EVXNR/L16	50	40	300	55	38	27	15°	VN..1604..	MV1603	CT515-Z	HLZ-V	M8X25	PL40	○	○	224432	770

车削刀柄

CSV
凸轮
车床
刀具

DS
刀柄

正面
排刀

Y轴
刀柄

前车削

后车削

小径
切槽
切断
螺纹

小孔
加工

滚花
车花

焊接
车刀
夹头

外圆
车削

内孔
车削

螺纹
车削

切槽
切断

端面
切槽

车削刀柄

CSV 凸轮车削刀具

DS 刀柄

正面排刀

Y轴刀柄

前车削

后车削

小径切槽切断螺纹

小孔加工

滚花车花

焊接车刀夹头

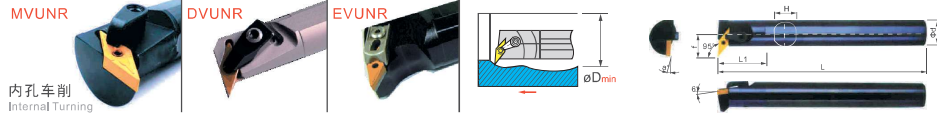
外圆车削

内孔车削

螺纹车削

切槽切断

端面切槽

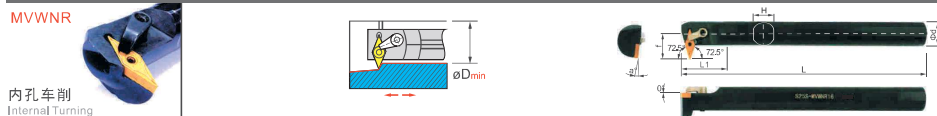


刀片 (Inserts): A11-A12 零配件 (Toolholder Parts): P01-P04 图示方向 (R) R-Type

刀把型号 Ordering code	尺寸 Dimensions						刀片 Insert	刀垫 Shim	中心销 Pin	压板 Clamp	压板螺丝 Screw	扳手 Wrench	Stock		Order Number	Price (RMB)		
	øD _{min}	ød	L	L1	H	f							α°	R			L	
S20R-MVUNR/L16	32	20	200	45	19	20	15°	VN..1604..	MV1603	CTM511	HL2114	ML0625	PL20	PL30	●	●	224601	192
S25S-MVUNR/L16	34	25	250	45	24	20	12°								●	●	224600	220
S32T-MVUNR/L16	40	32	300	50	30	22	17°								●	●	224602	360
S40T-MVUNR/L16	48	40	300	55	38	26	15°								●	●	224604	540

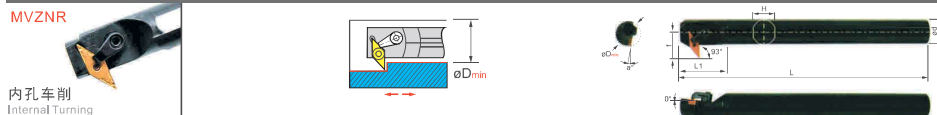
刀把型号 Ordering code	尺寸 Dimensions						刀片 Insert	刀垫 Shim	中心销 Pin	压板 Clamp	压板螺丝 Screw	扳手 Wrench	Stock		Order Number	Price (RMB)	
	øD _{min}	ød	L	L1	H	f							α°	R			L
S20R-DVUNR/L16	32	20	200	45	19	20	15°	VN..1604..	MV1603	M5X9P	HLD-3	M6X21	PL30	○	○	224620	280
S25S-DVUNR/L16	34	25	250	45	24	20	12°							○	○	224622	320
S32T-DVUNR/L16	40	32	300	50	30	22	17°							○	○	224624	520
S40T-DVUNR/L16	48	40	300	55	38	26	15°							○	○	224626	770

刀把型号 Ordering code	尺寸 Dimensions						刀片 Insert	刀垫 Shim	中心销 Pin	压板 Clamp	压板螺丝 Screw	扳手 Wrench	Stock		Order Number	Price (RMB)	
	øD _{min}	ød	L	L1	H	f							α°	R			L
S32T-EVUNR/L16	42	32	300	50	30	23	17°	VN..1604..	MV1603	CT515-Z	HLZ-V	M8X25	PL25	○	○	224630	520
S40T-EVUNR/L16	50	40	300	55	38	27	15°							○	○	224632	770



刀片 (Inserts): A11-A12 零配件 (Toolholder Parts): P01-P04 图示方向 (R) R-Type

刀把型号 Ordering code	尺寸 Dimensions						刀片 Insert	刀垫 Shim	中心销 Pin	压板 Clamp	压板螺丝 Screw	扳手 Wrench	Stock		Order Number	Price (RMB)	
	øD _{min}	ød	L	L1	H	f							α°	R			L
S25S-MVWNR/L16	40	25	250	45	24	26	12°	VN..1504..	MV1603	CTM511	HL2114	ML0620	PL20	●	●	224700	220
S32T-MVWNR/L16	48	32	300	50	30	30	17°							●	●	224702	360



刀片 (Inserts): A11-A12 零配件 (Toolholder Parts): P01-P04 图示方向 (R) R-Type

刀把型号 Ordering code	尺寸 Dimensions						刀片 Insert	刀垫 Shim	中心销 Pin	压板 Clamp	压板螺丝 Screw	扳手 Wrench	Stock		Order Number	Price (RMB)	
	øD _{min}	ød	L	L1	H	f							α°	R			L
S25S-MVZNR/L16	40	25	250	45	23	26	12°	VN..1504..	MV1603	CTM511	HL2114	ML0620	PL20	●	●	224750	220
S32T-MVZNR/L16	48	32	300	50	30	30	17°							●	●	224752	360

车削刀柄

CSV 凸轮车削刀具

DS 刀柄

正面排刀

Y轴刀柄

前车削

后车削

小径切槽切断螺纹

小孔加工

滚花车花

焊接车刀夹头

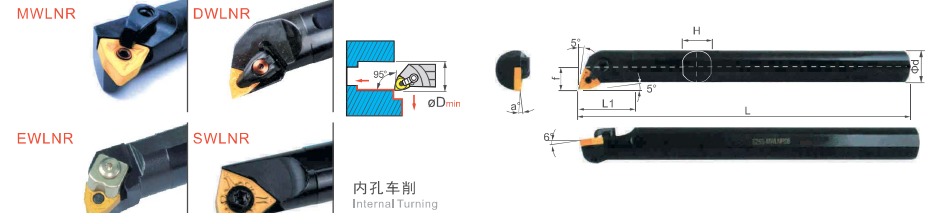
外圆车削

内孔车削

螺纹车削

切槽切断

端面切槽



刀片 (Inserts): A13-A14 零配件 (Toolholder Parts): P01-P04 图示方向 (R) R-Type

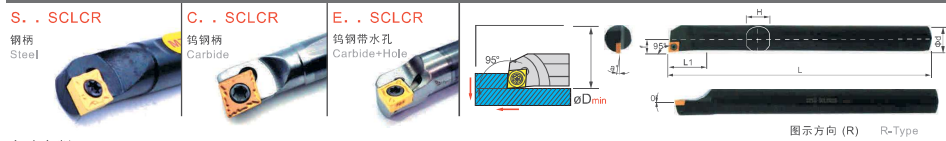
刀把型号 Ordering code	尺寸 Dimensions						刀片 Insert	刀垫 Shim	中心销 Pin	压板 Clamp	压板螺丝 Screw	扳手 Wrench	Stock		Order Number	Price (RMB)								
	øD _{min}	ød	L	L1	H	f							α°	R			L							
S16Q-MWLNR/L06	20	16	180	35	15	11	18°	WN..0604..		CTM511	HL1511	ML0520	PL20	●	●	224800	180							
S18Q-MWLNR/L06	22	18	180	35	17	12	15°							●	●	224801	192							
S20R-MWLNR/L06	24	20	200	40	19	13	15°							●	●	224802	192							
S25S-MWLNR/L06	32	25	250	45	23	17	12°							●	●	224804	220							
S32T-MWLNR/L06	40	32	300	50	30	22	17°							●	●	224803	360							
S40T-MWLNR/L06	50	40	300	60	37	27	15°							●	●	224805	540							
S16Q-MWLNR/L08	20	16	180	35	15	11	15°							WN..0804..	MW0603	CTM513	HL1813	ML0625	PL20	PL30	●	●	224806	180
S18Q-MWLNR/L08	22	18	180	35	17	12	15°														●	●	224807	192
S20R-MWLNR/L08	25	20	200	40	19	13	15°														●	●	224808	192
S25S-MWLNR/L08	30	25	250	46	23	16.5	12°														●	●	224810	220
S32T-MWLNR/L08	38	32	300	50	30	20	17°	●	●	224812	360													
S40T-MWLNR/L08	46	40	300	60	37	24	15°	●	●	224814	540													
S50U-MWLNR/L08	60	50	350	70	48	31	12°	●	●	224816	1000													
S60V-MWLNR/L08	70	60	400	70	58	36	10°	●	●	224818	1800													

刀把型号 Ordering code	尺寸 Dimensions						刀片 Insert	刀垫 Shim	中心销 Pin	压板 Clamp	压板螺丝 Screw	扳手 Wrench	Stock		Order Number	Price (RMB)		
	øD _{min}	ød	L	L1	H	f							α°	R			L	
S25S-WWLNR/L16	32	25	250	40	23	17	12°	WN..0804..	MW0804	CTM618-W	VW-08	M5 X 23	PL30	PL40	●	●	224820	370
S32T-WWLNR/L16	40	32	300	50	30	22	17°								●	●	224822	600
S40U-WWLNR/L16	45	40	350	60	38	27	15°								●	●	224824	900
S50W-WWLNR/L16	55	50	450	70	48	31	12°								●	●	224826	1600

刀把型号 Ordering code	尺寸 Dimensions						刀片 Insert	刀垫 Shim	中心销 Pin	压板 Clamp	压板螺丝 Screw	扳手 Wrench	Stock		Order Number	Price (RMB)	
	øD _{min}	ød	L	L1	H	f							α°	R			L
S20R-DWLNR/L06	24	20	200	40	19	13	15°	WN..0604..		M5X9P	HLD-3	M6X21	PL30	○	○	224830	280
S25S-DWLNR/L06	32	25	250	45	24	17	12°							○	○	224832	320
S32T-DWLNR/L06	40	32	300	50	30	22	17°							○	○	224834	520
S40T-DWLNR/L06	50	40	300	60	38	27	15°							○	○	224836	770
S20R-DWLNR/L08	25	20	200	40	19	13	15°	WN..0804..	MW0804	M6X9P	HLD-1	M6X21	PL30	○	○	224850	280
S25S-DWLNR/L08	30	25	250	45	24	16.5	12°							○	○	224852	320
S32T-DWLNR/L08	38	32	300	50	30	20	17°							○	○	224854	520
S40T-DWLNR/L08	46	40	300	60	38	24	15°							○	○	224856	770

刀把型号 Ordering code	尺寸 Dimensions						刀片 Insert	刀垫 Shim	中心销 Pin	压板 Clamp	压板螺丝 Screw	扳手 Wrench	Stock		Order Number	Price (RMB)		
	øD _{min}	ød	L	L1	H	f							α°	R			L	
S25S-EWLNR/L08	32	25	250	45	24	17	15°	WN..0804..		CT618-Z	HLZ-08	M8X25	PL30	PL40	○	○	224860	280
S32T-EWLNR/L08	40	32	300	50	30	22	15°								○	○	224862	320
S40T-EWLNR/L08	50	40	300	60	38	27	12°								○	○	224864	520
S50U-EWLNR/L08	60	50	350	70	48	35	12°								○	○	224866	770

刀把型号 Ordering code	尺寸 Dimensions						刀片 Insert	螺丝 Screw	扳手 Wrench	Stock		Order Number	Price (RMB)	
	øD _{min}	ød	f	L	L1	H				α°	R			L
S16Q-SWLNR/L08	21	16	11.5	180	26	14.8	15°	WN..0804..	M4.5x14W	T20	●	●	227600	200
S18Q-SWLNR/L08	23	18	12.5	180	28	16.8	15°				●	●	227601	200
S20R-SWLNR/L08	25	20	13.5	200	28	18.4	15°				●	●	227602	200



内孔车削
Internal Turning

刀片 (Inserts): A15-A16 零配件 (Toolholder Parts): P01-P04

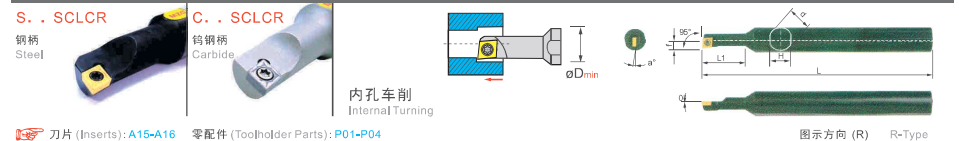
刀型号 Ordering code	尺寸 Dimensions							刀片 Insert	螺丝 Screw	扳手 Wrench	Stock		Order Number	Price (RMB)
	øD _{min}	ød	f	L	L1	H	α°				R	L		
S07K-SCLCR/L06	9	7	4.9	125	14	6	15°	CC...0602..	M2.5×5	T8	●	●	225000	96
S08K-SCLCR/L06	10	8	5	125	14	7	15°				●	●	225002	96
S10K-SCLCR/L06	12	10	6	125	14	9	13°				●	●	225004	96
S12M-SCLCR/L06	16	12	9	150	25	11	10°				●	●	225006	100
S16Q-SCLCR/L06	20	16	11	180	32	15	8°	●	●	225008	125			
S12M-SCLCR/L09	16	12	9	150	25	11	10°	CC...09T3..	M4×8	T15	●	●	225010	100
S14N-SCLCR/L09	18	14	10	160	26	13	12°				●	●	225012	125
S16Q-SCLCR/L09	20	16	11	180	28	15	12°				●	●	225014	125
S18Q-SCLCR/L09	22	18	12	180	28	17	8°				●	●	225016	145
S20R-SCLCR/L09	25	20	13	200	32.5	18	8°	●	●	225018	145			
S25S-SCLCR/L09	32	25	17	250	45	23	6°	●	●	225020	200			
S25S-SCLCR/L12	32	25	17	250	45	23	6°	CC...1204..	M5×12	T20	●	●	225022	200
S32T-SCLCR/L12	40	32	22	300	20	30	10°				●	●	225024	350
S40T-SCLCR/L12	50	40	27	300	60	37	8°				●	●	225026	420
S10K-SCLPR/L08	12	10	6	125	14	9	13°				CP...0802..	M3×5	T9	●
S12M-SCLPR/L08	14	12	7	150	25	11	10°	●	●	225030				240
S12M-SCLPR/L09	14	12	7	150	25	11	10°	CP...0903..	M4×8	T15	●	●	225032	240
S16Q-SCLPR/L09	18	16	9	180	28	15	10°				●	●	225034	240
S20R-SCLPR/L09	22	20	11	200	32	19	8°	●	●	225036	320			

碳化钨钢防震刀杆 (防震效果>8倍柄径) Carbide Steel Shock-Proof Toolholder(Shock-Proof Effect > 8 Times Toolholder Diameter)

刀型号 Ordering code	尺寸 Dimensions							刀片 Insert	螺丝 Screw	扳手 Wrench	Stock		Order Number	Price (RMB)
	øD _{min}	ød	f	L	L1	H	α°				R	L		
C04G-SCLCR/L03-05	5	4	2.8	90	10	3.6	15°	CC...0301..	M1.8×2.5	T6	●	●	225100	1050
C05H-SCLCR/L03-06	6	5	3	100	10	4.5	15°				●	●	225102	1100
C05H-SCLCR/L04-06	6	5	3	100	10	4.5	15°	CC...0401..	M2.2×3.1	T7	●	●	225104	1100
C06J-SCLCR/L04-07	7	6	3.5	110	12	5.4	15°				●	●	225106	1100
C07J-SCLCR/L04-08	8	7	4	110	15	6	15°				●	●	225108	1190
C08K-SCLCR/L06-10	10	8	5	125	15	7	15°				●	●	225110	1260
C10M-SCLCR/L06-12	12	10	6	150	15	9	13°	CC...0602..	M2.5×6	T8	●	●	225112	1320
C12M-SCLCR/L06-14	14	12	7	150	20	11	10°				●	●	225114	1560
C12Q-SCLCR/L06-14	14	12	7	180	20	11	10°				●	●	225116	1740
C16R-SCLCR/L06-18	18	16	9	200	25	15	8°				●	●	225118	2490
C12M-SCLCR/L09-14	14	12	7	150	20	11	12°	CC...09T3..	M4×8	T15	●	●	225120	1560
C12Q-SCLCR/L09-14	14	12	7	180	20	11	12°				●	●	225122	1740
C14M-SCLCR/L09-16	16	14	8	150	20	13	12°				●	●	225124	2000
C16M-SCLCR/L09-18	18	16	9	150	25	15	12°				●	●	225126	2300
C16R-SCLCR/L09-18	18	16	9	200	25	15	12°	CC...09T3..	M4×8	T15	●	●	225128	2490
C20R-SCLCR/L09-22	22	20	11	200	30	19	8°				●	●	225130	4800
C20S-SCLCR/L09-22	22	20	11	250	30	19	8°				○	○	225132	5700
C25R-SCLCR/L09-32	29	25	14.5	200	35	24	6°				○	○	225134	6500
C25S-SCLCR/L09-32	29	25	14.5	250	35	24	6°	○	○	225136	7500			
C10M-SCLPR/L08-12	12	10	6	150	15	9	13°	CP...0802..	M3×5	T9	●	●	225138	1320
C12Q-SCLPR/L08-14	14	12	7	180	20	11	10°				●	●	225140	1560
C12Q-SCLPR/L09-14	14	12	7	180	20	11	12°	CP...0903..	M4×8	T15	●	●	225142	1740
C16R-SCLPR/L09-18	18	16	9	200	25	15	12°				●	●	225144	2490
C04G-SJLCR/L03-055	5.5	4	2.95	90	10	3.6	15°	JC...0301..	M1.8×2.5	T6	●	●	225146	1250

碳化钨钢带水孔防震刀杆 (防震效果>8倍柄径) Carbide Steel Shock-Proof Hollow Toolholder(Shock-Proof Effect > 8 Times Toolholder Diameter)

刀型号 Ordering code	尺寸 Dimensions							刀片 Insert	螺丝 Screw	扳手 Wrench	Stock		Order Number	Price (RMB)
	øD _{min}	ød	f	L	L1	H	α°				R	L		
E05H-SCLCR/L03-06	6	5	3	100	10	4.5	15°	CC...0301..	M1.8×2.5	T6	●	○	225150	1250
E06J-SCLCR/L04-07	7	6	3.5	110	12	5.4	15°	CC...0401..	M2.2×3.1	T7	●	○	225152	1250
E08K-SCLCR/L06-10	10	8	5	125	15	7	15°	CC...0602..	M2.5×6	T8	●	○	225154	1410
E10M-SCLCR/L06-12	12	10	6	150	15	9	13°				●	○	225156	1520
E12M-SCLCR/L06-14	14	12	7	150	20	11	10°				●	○	225158	1710
E12Q-SCLCR/L06-14	14	12	7	180	20	11	10°				●	○	225160	1890
E16R-SCLCR/L06-18	18	16	9	200	25	15	8°	●	○	225162	2640			
E12M-SCLCR/L09-14	14	12	7	150	20	11	12°	CC...09T3..	M4×8	T15	●	○	225164	1520
E12Q-SCLCR/L09-14	14	12	7	180	20	11	12°				●	○	225166	1710
E16R-SCLCR/L09-18	18	16	9	200	25	15	12°				●	○	225168	2640
E20R-SCLCR/L09-22	22	20	11	200	30	19	8°				●	○	225170	5000
E20S-SCLCR/L09-22	22	20	11	250	30	19	8°	●	○	225172	5850			

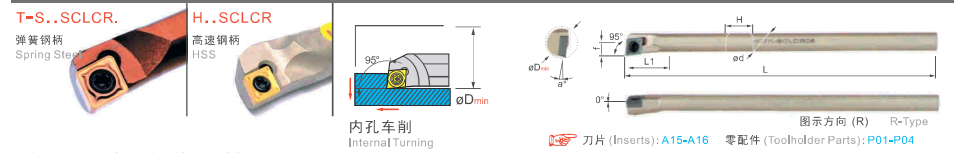


刀片 (Inserts): A15-A16 零配件 (Toolholder Parts): P01-P04

刀型号 Ordering code	尺寸 Dimensions							刀片 Insert	螺丝 Screw	扳手 Wrench	Stock		Order Number	Price (RMB)
	øD _{min}	ød	f	L	L1	H	α°				R	L		
S07M-SCLCR/L06-A16	9	7	4.5	150	20	15	15°	CC...0602..	M2.5×5	T8	●	●	225200	145
S08M-SCLCR/L06-A16	10	8	5	150	20	15	13°				●	●	225202	145
S10M-SCLCR/L06-A16	12	10	6	150	20	15	12°				●	●	225204	145
S12M-SCLCR/L06-A16	14	12	7	150	25	15	10°				●	●	225206	145
S12M-SCLCR/L09-A16	16	12	9	150	25	15	10°	CC...09T3..	M4×8	T15	●	●	225208	145
S14Q-SCLCR/L09-A16	16	16	8	180	35	15	10°				●	●	225210	145
S14Q-SCLCR/L09-A16	16	16	8	180	60	15	10°				●	●	225212	160
S14Q-SCLCR/L09-A16	16	16	8	180	60	15	10°				●	●	225212	160

碳化钨钢防震刀杆 (防震效果>8倍柄径) Carbide Steel Shock-Proof Toolholder(Shock-Proof Effect > 8 Times Toolholder Diameter)

刀型号 Ordering code	尺寸 Dimensions							刀片 Insert	螺丝 Screw	扳手 Wrench	Stock		Order Number	Price (RMB)
	øD _{min}	ød	f	L	L1	H	α°				R	L		
C0604H-SCLCR/L03-05-10	5	6	2.5	100	10	5.5	15°	CC...0301..	M1.8×2.5	T6	●	●	225214	1320
C0605H-SCLCR/L03-06-10	6	6	3	100	10	5.5	15°				●	●	225216	1320
C0807K-SCLCR/L04-08-15	8	8	4	125	15	7	15°	CC...0301..	M2.2×3.1	T7	●	●	225218	1320

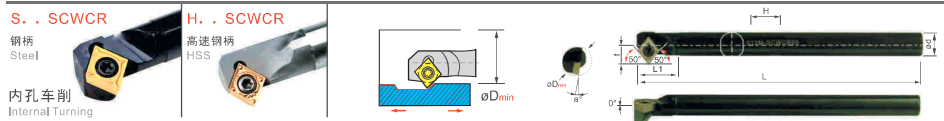


弹簧钢防震刀杆 (防震效果>4倍柄径) Spring Steel Shock-Proof Toolholder(Shock-Proof Effect > 4 Times Toolholder Diameter)

刀型号 Ordering code	尺寸 Dimensions							刀片 Insert	螺丝 Screw	扳手 Wrench	Stock		Order Number	Price (RMB)
	øD _{min}	ød	f	L	L1	H	α°				R	L		
T-S07K-SCLCR/L06	9	7	4.9	125	14	6	15°	CC...0602..	M2.5×5	T8	●	●	225220	100
T-S08K-SCLCR/L06	10	8	5	125	14	7	15°				●	●	225222	100
T-S10K-SCLCR/L06	12	10	6	125	14	9	13°				●	●	225224	100
T-S12M-SCLCR/L06	16	12	9	150	25	11	10°				●	●	225226	120
T-S16Q-SCLCR/L06	20	16	11	180	32	15	8°	●	●	225228	150			
T-S12M-SCLCR/L09	16	12	9	150	25	11	10°	CC...09T3..	M4×8	T15	●	●	225230	120
T-S14N-SCLCR/L09	18	14	10	160	26	13	12°				●	●	225232	150
T-S16Q-SCLCR/L09	20	16	11	180	28	15	12°				●	●	225234	150
T-S18Q-SCLCR/L09	22	18	12	180	28	17	8°				●	●	225236	170
T-S20R-SCLCR/L09	25	20	13	200	32.5	18	8°	●	●	225238	170			
T-S25S-SCLCR/L09	32	25	17	250	45	23	6°	●	●	225239	260			

高速钢防震刀杆 (防震效果>5倍柄径) High-Speed Steel Shock-Proof Toolholder(Shock-Proof Effect > 5 Times Toolholder Diameter)

刀型号 Ordering code	尺寸 Dimensions							刀片 Insert	螺丝 Screw	扳手 Wrench
----------------------	---------------	--	--	--	--	--	--	-----------	----------	-----------

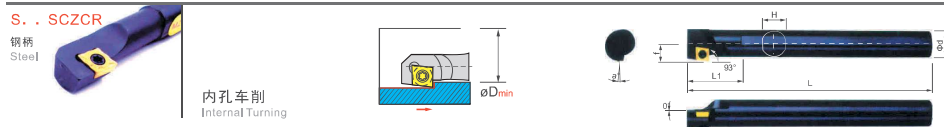


S... SCWCR 钢柄 Steel H... SCWCR 高速钢柄 HSS 内孔车削 Internal Turning 刀片 (Inserts): A15-A16 零配件 (Toolholder Parts): P01-P04 图示方向 (R) R-Type

刀把型号 Ordering code	尺寸 Dimensions							刀片 Insert	螺丝 Screw	扳手 Wrench	Stock			Order Number	Price (RMB)
	øD _{min}	ød	f	L	L1	H	α°				R	L	Order Number		
S08K-SCWCR/L06	12	8	7	125	14	7	13°	CC..0602..	M2.5×6	T8	●	●	225380	96	
S10K-SCWCR/L06	14	10	8	125	14	9	13°				●	●	225382	96	
S12M-SCWCR/L06	16	12	9	150	16	11	10°				●	●	225384	100	
S12M-SCWCR/L09	17	12	9.5	150	18	11	10°	CC..09T3..	M4×8	T15	●	●	225386	100	
S16Q-SCWCR/L09	21	16	11.5	180	20	15	10°				●	●	225388	125	
S20R-SCWCR/L09	25	20	13.5	200	22	19	8°				●	●	225390	145	

高速钢防震刀杆 (防震效果>5倍柄径) High-Speed Steel Shock-Proof Toolholder (Shock-Proof Effect > 5 Times Toolholder Diameter)

刀把型号 Ordering code	尺寸 Dimensions							刀片 Insert	螺丝 Screw	扳手 Wrench	Stock			Order Number	Price (RMB)
	øD _{min}	ød	f	L	L1	H	α°				R	L	Order Number		
H08K-SCWCR/L06	12	8	7	125	14	7	13°	CC..0602..	M2.5×6	T8	●	●	225391	250	
H10K-SCWCR/L06	14	10	8	125	14	9	13°				●	●	225392	270	
H12M-SCWCR/L06	16	12	9	150	16	11	10°				●	●	225394	300	
H12M-SCWCR/L09	17	12	9.5	150	18	11	10°	CC..09T3..	M4×8	T15	●	●	225396	300	
H16Q-SCWCR/L09	21	16	11.5	180	20	15	10°				●	●	225398	500	
H20R-SCWCR/L09	25	20	13.5	200	22	19	8°				●	●	225399	800	

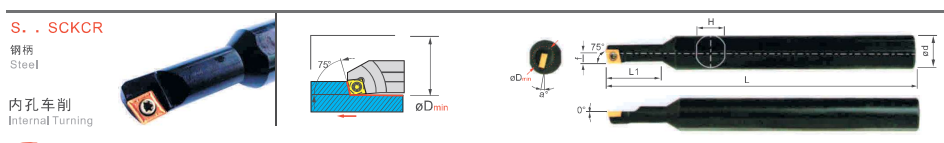


S... SCZCR 钢柄 Steel 内孔车削 Internal Turning 刀片 (Inserts): A15-A16 零配件 (Toolholder Parts): P01-P04 图示方向 (R) R-Type

刀把型号 Ordering code	尺寸 Dimensions							刀片 Insert	螺丝 Screw	扳手 Wrench	Stock			Order Number	Price (RMB)
	øD _{min}	ød	f	L	L1	H	α°				R	L	Order Number		
S08K-SCZCR/L06	12	8	6.5	125	25	7	13°	CC..0602..	M2.5×6	T8	●	●	225400	96	
S10K-SCZCR/L06	14	10	7.5	125	27	9	12°				●	●	225402	96	
S12M-SCZCR/L06	16	12	8.5	150	30	11	10°				●	●	225404	100	
S16Q-SCZCR/L06	20	16	10.5	180	35	15	18°	CC..09T3..	M4×8	T15	●	●	225406	125	
S12M-SCZCR/L09	17	12	10	150	30	11	12°				●	●	225408	100	
S16Q-SCZCR/L09	21	16	11.5	180	35	15	10°				●	●	225410	125	
S20R-SCZCR/L09	25	20	13.5	200	40	19	8°	●	●	225412	145				
S25S-SCZCR/L09	32	25	16	250	42	24	6°	●	●	225412	200				

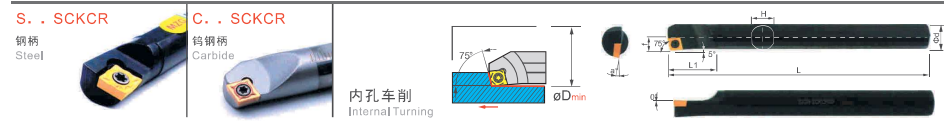
碳化钨钢防震刀杆 (防震效果>8倍柄径) Carbide Steel Shock-Proof Toolholder (Shock-Proof Effect > 8 Times Toolholder Diameter)

刀把型号 Ordering code	尺寸 Dimensions	刀片 Insert	螺丝 Screw	扳手 Wrench	Stock	Order Number	Price (RMB)
C04X-SJZCR/L03-065	6.5 4 4 93 4.8 3.6 15°	JC..0301..	M1.8×2.5	T6	●	225414	1300



S... SCKCR 钢柄 Steel 内孔车削 Internal Turning 刀片 (Inserts): A15-A16 零配件 (Toolholder Parts): P01-P04 图示方向 (R) R-Type

刀把型号 Ordering code	尺寸 Dimensions							刀片 Insert	螺丝 Screw	扳手 Wrench	Stock			Order Number	Price (RMB)
	øD _{min}	ød	f	L	L1	H	α°				R	L	Order Number		
S07M-SCKCR/L06-A16	9	16	4.9	150	25	15	15°	CC..0602..	M2.5×6	T8	●	●	225390	145	
S08M-SCKCR/L06-A16	10	16	5.5	150	28	15	13°				●	●	225392	145	
S10M-SCKCR/L06-A16	12	16	6	150	30	15	12°				●	●	225394	145	
S12M-SCKCR/L06-A16	14	16	7	150	35	15	10°				●	●	225396	145	

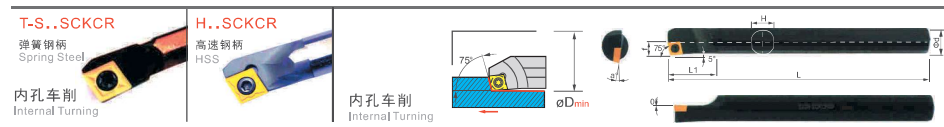


S... SCKCR 钢柄 Steel C... SCKCR 钨钢柄 Carbide 内孔车削 Internal Turning 刀片 (Inserts): A15-A16 零配件 (Toolholder Parts): P01-P04 图示方向 (R) R-Type

刀把型号 Ordering code	尺寸 Dimensions							刀片 Insert	螺丝 Screw	扳手 Wrench	Stock			Order Number	Price (RMB)
	øD _{min}	ød	f	L	L1	H	α°				R	L	Order Number		
S08K-SCKCR/L06	10.5	8	5.5	125	20	7	13°	CC..0602..	M2.5×6	T8	●	●	225300	96	
S10K-SCKCR/L06	13.5	10	6	125	22	9	12°				●	●	225302	96	
S12M-SCKCR/L06	16	12	7	150	23	11	10°				●	●	225304	100	
S12M-SCKCR/L09	14	12	8	150	30	11	12°	CC..09T3..	M4×8	T15	●	●	225306	100	
S14N-SCKCR/L09	15	14	8	160	30	13	10°				●	●	225308	125	
S16Q-SCKCR/L09	18	16	9.5	180	30	15	10°				●	●	225310	125	
S20R-SCKCR/L09	23	20	11.5	200	35	19	8°	CC..1204..	M4×8	T15	●	●	225312	145	
S25S-SCKCR/L09	31	25	14	250	40	24	6°				●	●	225314	200	
S16Q-SCKCR/L12	19	16	9.5	180	30	15	10°				●	●	225313	125	
S20R-SCKCR/L12	23	20	12	200	40	19	10°	●	●	225315	145				

碳化钨钢防震刀杆 (防震效果>8倍柄径) Carbide Steel Shock-Proof Toolholder (Shock-Proof Effect > 8 Times Toolholder Diameter)

刀把型号 Ordering code	尺寸 Dimensions	刀片 Insert	螺丝 Screw	扳手 Wrench	Stock	Order Number	Price (RMB)
C08K-SCKCR/L06	10 8 5.5 125 15 7 13°	CC..0602..	M2.5×6	T8	●	●	225316
C10K-SCKCR/L06	13 10 6 125 15 9 12°				●	●	225318
C12M-SCKCR/L06	16 12 7 150 20 11 10°				●	●	225320
C12M-SCKCR/L09	16 12 7 150 20 11 12°	CC..09T3..	M4×8	T15	●	●	225322
C16Q-SCKCR/L09	20 16 9 180 25 13 10°				●	●	225324
C20R-SCKCR/L09	24 20 11.5 200 30 15 10°				●	●	225326
C20S-SCKCR/L09	24 20 11.5 250 30 19 8°	●	●	225328			



T-S... SCKCR 弹簧钢柄 Spring Steel H... SCKCR 高速钢柄 HSS 内孔车削 Internal Turning 刀片 (Inserts): A15-A16 零配件 (Toolholder Parts): P01-P04 图示方向 (R) R-Type

弹簧钢防震刀杆 (防震效果>4倍柄径) Spring Steel Shock-Proof Toolholder (Shock-Proof Effect > 4 Times Toolholder Diameter)

刀把型号 Ordering code	尺寸 Dimensions							刀片 Insert	螺丝 Screw	扳手 Wrench	Stock			Order Number	Price (RMB)
	øD _{min}	ød	f	L	L1	H	α°				R	L	Order Number		
T-S08K-SCKCR/L06	10.5	8	5.5	125	20	7	13°	CC..0602..	M2.5×6	T8	●	●	225330	100	
T-S10K-SCKCR/L06	13.5	10	6	125	22	9	12°				●	●	225332	100	
T-S12M-SCKCR/L06	16	12	7	150	23	11	10°				●	●	225334	120	
T-S12M-SCKCR/L09	14	12	8	150	30	11	12°	CC..09T3..	M4×8	T15	●	●	225336	120	
T-S14N-SCKCR/L09	15	14	8	160	30	13	10°				●	●	225338	150	
T-S16Q-SCKCR/L09	18	16	9.5	180	30	15	10°				●	●	225340	150	
T-S20R-SCKCR/L09	23	20	11.5	200	35	19	8°	CC..09T3..	M4×8	T15	●	●	225346	170	
T-S25S-SCKCR/L09	31	25	14	250	40	24	6°				●	●	225348	260	

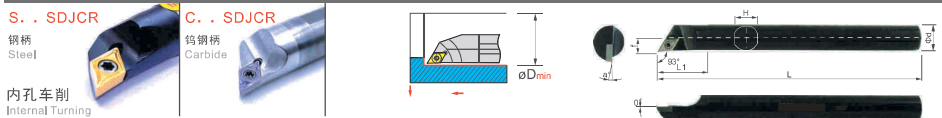
高速钢防震刀杆 (防震效果>5倍柄径) High-Speed Steel Shock-Proof Toolholder (Shock-Proof Effect > 5 Times Toolholder Diameter)

刀把型号 Ordering code	尺寸 Dimensions	刀片 Insert	螺丝 Screw	扳手 Wrench	Stock	Order Number	Price (RMB)
H08K-SCKCR/L06	10.5 8 5.5 125 20 7 13°	CC..0602..	M2.5×6	T8	●	●	225350
H10K-SCKCR/L06	13.5 10 6 125 22 9 12°				●	●	225352
H12M-SCKCR/L06	16 12 7 150 23 11 10°				●	●	225354
H12M-SCKCR/L09	14 12 8 150 30 11 12°	CC..09T3..	M4×8	T15	●	●	225356
H14N-SCKCR/L09	15 14 8 160 30 13 10°				●	●	225358
H16Q-SCKCR/L09	18 16 9.5 180 30 15 10°				●	●	225360
H20R-SCKCR/L09	23 20 11.5 200 35 19 8°	CC..09T3..	M4×8	T15	●	●	225366
H25S-SCKCR/L09	31 25 14 250 40 24 6°				●	●	225368

- 车削刀柄
- CSV 凸轮车床刀具
- DS 刀柄
- 正面排刀
- Y轴刀柄
- 前车削
- 后车削
- 小径切槽切断螺纹
- 小孔加工
- 滚花车花
- 焊接车刀夹头
- 外圆车削
- 内孔车削
- 螺纹车削
- 切槽切断
- 端面切槽

- 车削刀柄
- CSV 凸轮车床刀具
- DS 刀柄
- 正面排刀
- Y轴刀柄
- 前车削
- 后车削
- 小径切槽切断螺纹
- 小孔加工
- 滚花车花
- 焊接车刀夹头
- 外圆车削
- 内孔车削
- 螺纹车削
- 切槽切断
- 端面切槽

车削
刀柄



刀片 (Inserts): A17-A18 零配件 (Toolholder Parts): P01-P04 图示方向 (R) R-Type

刀把型号 Ordering code	尺寸 Dimensions							刀片 Insert	螺丝 Screw	扳手 Wrench	Stock		Order Number	Price (RMB)
	øD _{min}	ød	f	L	L1	H	α°				R	L		
S08K-SDJCR/L07	10	8	5.5	125	20	5.5	12°	DC..0702..	M2.5×6	T8	••	••	225965	96
S10K-SDJCR/L07	13	10	7	125	25	7	10°				••	••	225966	96
S12M-SDJCR/L07	16	12	9	150	30	8.5	8°				••	••	225967	100
S16Q-SDJCR/L07	20	16	11	180	30	11	6°				••	••	225968	125
S16Q-SDJCR/L11	20	16	9.5	180	35	11	10°	DC..11T3..	M4×10	T15	••	••	225969	125
S20R-SDJCR/L11	25	20	13	200	40	13	6°				••	••	225970	145
S25S-SDJCR/L11	32	25	17	250	40	17	4°				••	••	225971	200

碳化钨防震刀杆 (防震效果>8倍柄径) Carbide Steel Shock-Proof Toolholder (Shock-Proof Effect > 8 Times Toolholder Diameter)

刀把型号 Ordering code	尺寸 Dimensions							刀片 Insert	螺丝 Screw	扳手 Wrench	Stock		Order Number	Price (RMB)
	øD _{min}	ød	f	L	L1	H	α°				R	L		
C08K-SDJCR/L07	10	8	5.5	125	15	7	12°	DC..0702..	M2.5×6	T8	••	••	225972	1410
C10M-SDJCR/L07	13	10	7	150	15	9	10°				••	••	225973	1470
C12M-SDJCR/L07	16	12	9	150	20	11	8°				••	••	225975	1710
C16R-SDJCR/L07	20	16	11	200	25	15	6°				••	••	225976	2640
C20R-SDJCR/L11	25	20	13	200	30	19	6°	DC..11T3..	M4×10	T15	••	••	225977	4950
C20S-SDJCR/L11	25	20	13	250	30	19	6°				••	••	225978	5850
C25R-SDJCR/L11	32	25	17	200	35	24	4°				••	••	225979	6800
C25S-SDJCR/L11	32	25	17	250	35	24	4°				••	••	225980	7450

CSV
凸轮
车床
刀具

DS
刀柄

正面
排刀

Y轴
刀柄

前
车削

后
车削

小径
切槽
切断
螺纹

小孔
加工

滚花
车花

焊接
车刀
夹头

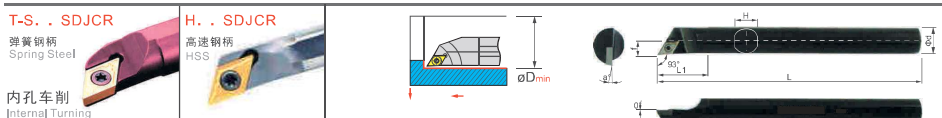
外圆
车削

内孔
车削

螺纹
车削

切槽
切断

端面
切槽

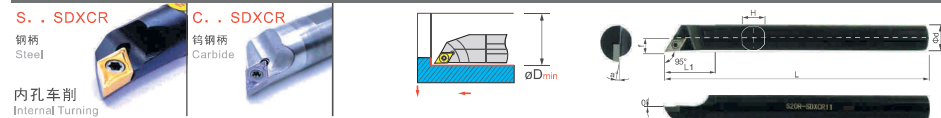


刀片 (Inserts): A17-A18 零配件 (Toolholder Parts): P01-P04 图示方向 (R) R-Type

刀把型号 Ordering code	尺寸 Dimensions							刀片 Insert	螺丝 Screw	扳手 Wrench	Stock		Order Number	Price (RMB)
	øD _{min}	ød	f	L	L1	H	α°				R	L		
T-S08K-SDJCR/L07	10	8	5.5	125	20	5.5	12°	DC..0702..	M2.5×6	T8	••	••	225981	100
T-S10K-SDJCR/L07	13	10	7	125	25	7	10°				••	••	225982	120
T-S12M-SDJCR/L07	16	12	9	150	30	8.5	8°				••	••	225983	120
T-S16Q-SDJCR/L07	20	16	11	180	30	11	6°				••	••	225985	150
T-S16Q-SDJCR/L11	20	16	9.5	180	35	11	10°	DC..11T3..	M4×10	T15	••	••	225986	150
T-S20R-SDJCR/L11	25	20	13	200	40	13	6°				••	••	225987	170
T-S25S-SDJCR/L11	32	25	17	250	40	17	4°				••	••	225988	260

高速钢防震刀杆 (防震效果>5倍柄径) High-Speed Steel Shock-Proof Toolholder (Shock-Proof Effect > 5 Times Toolholder Diameter)

刀把型号 Ordering code	尺寸 Dimensions							刀片 Insert	螺丝 Screw	扳手 Wrench	Stock		Order Number	Price (RMB)
	øD _{min}	ød	f	L	L1	H	α°				R	L		
H08K-SDJCR/L07	10	8	5.5	125	20	5.5	12°	DC..0702..	M2.5×6	T8	••	••	225990	250
H10K-SDJCR/L07	13	10	7	125	25	7	10°				••	••	225991	270
H12M-SDJCR/L07	16	12	9	150	30	8.5	8°				••	••	225992	300
H16Q-SDJCR/L07	20	16	11	180	30	11	6°				••	••	225993	500
H16Q-SDJCR/L11	20	16	9.5	180	35	11	10°	DC..11T3..	M4×10	T15	••	••	225995	500
H20R-SDJCR/L11	25	20	13	200	40	13	6°				••	••	225996	800
H25S-SDJCR/L11	32	25	17	250	40	17	4°				••	••	225998	1200



刀片 (Inserts): A17-A18 零配件 (Toolholder Parts): P01-P04 图示方向 (R) R-Type

刀把型号 Ordering code	尺寸 Dimensions							刀片 Insert	螺丝 Screw	扳手 Wrench	Stock		Order Number	Price (RMB)
	øD _{min}	ød	f	L	L1	H	α°				R	L		
S08K-SDXCR/L07	10	8	5.5	125	20	5.5	12°	DC..0702..	M2.5×6	T8	••	••	225900	96
S10K-SDXCR/L07	13	10	7	125	25	7	10°				••	••	225902	96
S12M-SDXCR/L07	16	12	9	150	30	8.5	8°				••	••	225904	100
S16Q-SDXCR/L07	20	16	11	180	30	11	6°				••	••	225906	125
S16Q-SDXCR/L11	20	16	9.5	180	35	11	10°	DC..11T3..	M4×10	T15	••	••	225908	125
S20R-SDXCR/L11	25	20	13	200	40	13	6°				••	••	225910	145
S25S-SDXCR/L11	32	25	17	250	40	17	4°				••	••	225912	200

碳化钨防震刀杆 (防震效果>8倍柄径) Carbide Steel Shock-Proof Toolholder (Shock-Proof Effect > 8 Times Toolholder Diameter)

刀把型号 Ordering code	尺寸 Dimensions							刀片 Insert	螺丝 Screw	扳手 Wrench	Stock		Order Number	Price (RMB)
	øD _{min}	ød	f	L	L1	H	α°				R	L		
C08K-SDXCR/L07	10	8	5.5	125	15	7	12°	DC..0702..	M2.5×6	T8	••	••	225914	1410
C10M-SDXCR/L07	13	10	7	150	15	9	10°				••	••	225916	1470
C12M-SDXCR/L07	16	12	9	150	20	11	8°				••	••	225918	1710
C16R-SDXCR/L07	20	16	11	200	25	15	6°				••	••	225920	2640
C20R-SDXCR/L11	25	20	13	200	30	19	6°	DC..11T3..	M4×10	T15	••	••	225922	4950
C20S-SDXCR/L11	25	20	13	250	30	19	6°				••	••	225924	5850
C25R-SDXCR/L11	32	25	17	200	35	24	4°				••	••	225926	6800
C25S-SDXCR/L11	32	25	17	250	35	24	4°				••	••	225928	7450

车削
刀柄

CSV
凸轮
车床
刀具

DS
刀柄

正面
排刀

Y轴
刀柄

前
车削

后
车削

小径
切槽
切断
螺纹

小孔
加工

滚花
车花

焊接
车刀
夹头

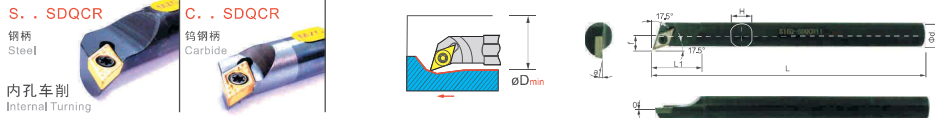
外圆
车削

内孔
车削

螺纹
车削

切槽
切断

端面
切槽

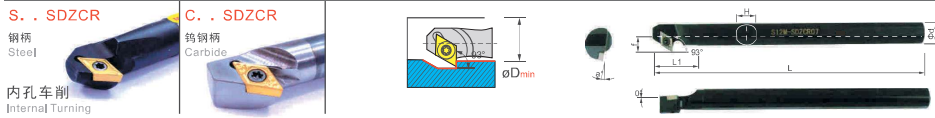


刀片 (Inserts): A17-A18 零配件 (Toolholder Parts): P01-P04

刀把型号 Ordering code	尺寸 Dimensions							刀片 Insert	螺丝 Screw	扳手 Wrench	Stock	Order Number	Price (RMB)
	øD _{min}	ød	f	L	L1	H	α°						
S08K-SDQCR/L07	12	8	7	125	23	7	13°	DC..0702..	M2.5×6	T8	●●	225601	100
S10K-SDQCR/L07	13	10	7	125	23	9	10°					225600	96
S12M-SDQCR/L07	16	12	9	150	30	11	8°					225602	100
S14N-SDQCR/L07	17	14	9	160	30	13	8°					225601	125
S16Q-SDQCR/L07	20	16	10.5	180	30	15	6°					225604	125
S16Q-SDQCR/L11	20	16	10.5	180	30	15	6°	DC..11T3..	M4×8	T15	●●	225605	145
S20R-SDQCR/L11	23	20	13	200	39	19	6°					225606	145
S25S-SDQCR/L11	30	25	16	250	40	24	4°					225608	200
S32T-SDQCR/L11	38	32	20	300	43	30	4°					225610	350

碳化钨钢防震刀杆 (防震效果>8倍柄径) Carbide Steel Shock-Proof Toolholder(Shock-Proof Effect > 8 Times Toolholder Diameter)

刀把型号 Ordering code	尺寸 Dimensions							刀片 Insert	螺丝 Screw	扳手 Wrench	Stock	Order Number	Price (RMB)
	øD _{min}	ød	f	L	L1	H	α°						
C10M-SDQCR/L07	13	10	7	150	15	9	10°	DC..0702..	M2.5×6	T8	●●	225612	1470
C12M-SDQCR/L07	16	12	9	150	20	11	8°					225614	1680
C12Q-SDQCR/L07	16	12	9	180	20	11	8°					225616	1860
C14M-SDQCR/L07	18	14	10	150	25	13	8°					225618	2200
C16M-SDQCR/L07	20	16	11	150	25	15	6°					225620	2500
C16R-SDQCR/L07	20	16	11	200	25	15	6°	225622	2610				
C16M-SDQCR/L11	20	16	11	150	25	15	6°	DC..11T3..	M4×8	T15	●●	225624	2500
C16R-SDQCR/L11	20	16	11	200	25	15	6°					225626	2610
C20R-SDQCR/L11	23	20	13	200	30	19	6°					225628	4950
C20S-SDQCR/L11	23	20	13	250	30	19	6°					225630	5820
C25R-SDQCR/L11	31	25	16	200	35	24	4°					225632	6850
C25S-SDQCR/L11	31	25	16	250	35	24	4°	225634	7450				

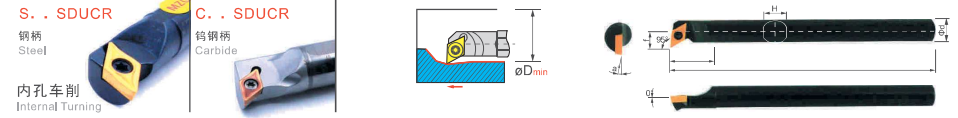


刀片 (Inserts): A17-A18 零配件 (Toolholder Parts): P01-P04

刀把型号 Ordering code	尺寸 Dimensions							刀片 Insert	螺丝 Screw	扳手 Wrench	Stock	Order Number	Price (RMB)
	øD _{min}	ød	f	L	L1	H	α°						
S10K-SDZCR/L07	15	10	8.5	125	28	9	12°	DC..0702..	M2.5×6	T8	●●	225700	96
S12M-SDZCR/L07	18	12	9.5	150	30	11	10°					225702	100
S16Q-SDZCR/L07	24	16	11.5	180	30	15	8°					225704	125
S16Q-SDZCR/L11	25	16	13.3	180	35	15	10°					225705	145
S20R-SDZCR/L11	28	20	14.5	200	40	19	8°					225706	145
S25S-SDZCR/L11	34	25	17	250	45	24	6°	DC..11T3..	M4×8	T15	●●	225708	200
S32T-SDZCR/L11	38	32	20.5	300	50	30	4°					225710	350

碳化钨钢防震刀杆 (防震效果>8倍柄径) Carbide Steel Shock-Proof Toolholder(Shock-Proof Effect > 8 Times Toolholder Diameter)

刀把型号 Ordering code	尺寸 Dimensions							刀片 Insert	螺丝 Screw	扳手 Wrench	Stock	Order Number	Price (RMB)
	øD _{min}	ød	f	L	L1	H	α°						
C10M-SDZCR/L07	14	10	8.5	150	15	9	12°	DC..0702..	M2.5×6	T8	●●	225712	1470
C12M-SDZCR/L07	17	12	10.5	150	20	11	10°					225714	1760
C16R-SDZCR/L07	21	16	12.5	200	25	15	8°					225716	2640
C20R-SDZCR/L11	26	20	15.5	200	30	19	8°					225718	4950
C20S-SDZCR/L11	26	20	15.5	250	30	19	8°					225720	5850
C25R-SDZCR/L11	33	25	18	200	35	24	6°	DC..11T3..	M4×8	T15	●●	225722	6800
C25S-SDZCR/L11	33	25	18	250	35	24	6°					225724	7450

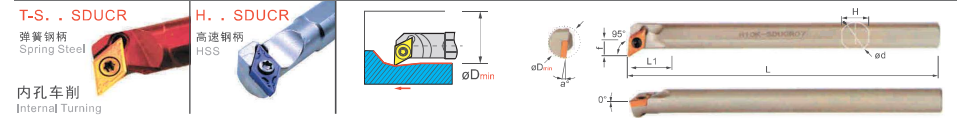


刀片 (Inserts): A17-A18 零配件 (Toolholder Parts): P01-P04

刀把型号 Ordering code	尺寸 Dimensions							刀片 Insert	螺丝 Screw	扳手 Wrench	Stock	Order Number	Price (RMB)
	øD _{min}	ød	f	L	L1	H	α°						
S08K-SDUCR/L07	13	8	6.5	125	20	7	12°	DC..0702..	M2.5×6	T8	●●	225500	120
S10K-SDUCR/L07	15	10	8	125	25	9	10°					225502	96
S12M-SDUCR/L07	17	12	9	150	28	11	8°					225504	100
S14N-SDUCR/L07	17	14	9	160	28	13	8°					225505	125
S16Q-SDUCR/L07	22	16	11	180	30	15	6°					225506	125
S16Q-SDUCR/L11	22	16	11	180	30	15	6°	DC..11T3..	M4×8	T15	●●	225508	125
S18Q-SDUCR/L11	24	18	13	180	40	17	6°					225509	145
S20R-SDUCR/L11	32	20	16	200	40	19	6°					225510	145
S25S-SDUCR/L11	39	25	20	150	40	24	4°					225512	200
S32T-SDUCR/L11	50	32	24	300	45	30	4°					225514	350

碳化钨钢防震刀杆 (防震效果>8倍柄径) Carbide Steel Shock-Proof Toolholder(Shock-Proof Effect > 8 Times Toolholder Diameter)

刀把型号 Ordering code	尺寸 Dimensions							刀片 Insert	螺丝 Screw	扳手 Wrench	Stock	Order Number	Price (RMB)
	øD _{min}	ød	f	L	L1	H	α°						
C10M-SDUCR/L07	13	10	7	150	15	9	10°	DC..0702..	M2.5×6	T8	●●	225516	1470
C12M-SDUCR/L07	16	12	9	150	20	11	8°					225518	1680
C12Q-SDUCR/L07	16	12	9	180	20	11	8°					225520	1860
C14M-SDUCR/L07	18	14	10	150	25	13	8°					225522	2200
C16M-SDUCR/L07	20	16	11	150	25	15	6°					225524	2500
C16R-SDUCR/L07	20	16	11	200	25	15	6°	225526	2610				
C16M-SDUCR/L11	20	16	11	150	25	15	6°	DC..11T3..	M4×8	T15	●●	225528	2500
C16R-SDUCR/L11	20	16	11	200	25	15	6°					225530	2610
C20R-SDUCR/L11	23	20	12.5	200	30	19	6°					225532	4950
C20S-SDUCR/L11	23	20	12.5	250	30	19	6°					225534	5820
C25R-SDUCR/L11	31	25	16	200	35	24	4°					225536	6850
C25S-SDUCR/L11	31	25	16	250	35	24	4°	225538	7450				



刀片 (Inserts): A17-A18 零配件 (Toolholder Parts): P01-P04

刀把型号 Ordering code	尺寸 Dimensions							刀片 Insert	螺丝 Screw	扳手 Wrench	Stock	Order Number	Price (RMB)
	øD _{min}	ød	f	L	L1	H	α°						
T-S08K-SDUCR/L07	13	8	6.5	125	20	7	12°	DC..0702..	M2.5×6	T8	●●	225550	100
T-S10K-SDUCR/L07	15	10	8	125	25	9	10°					225552	100
T-S12M-SDUCR/L07	17	12	9	150	28	11	8°					225554	120
T-S14N-SDUCR/L07	17	14	9	160	28	13	8°					225555	150
T-S16Q-SDUCR/L07	22	16	11	180	30	15	6°					225556	150
T-S16Q-SDUCR/L11	22	16	11	180	30	15	6°	DC..11T3..	M4×8	T15	●●	225558	150
T-S18Q-SDUCR/L11	24	18	13	180	40	17	6°					225559	170
T-S20R-SDUCR/L11	32	20	16	200	40	19	6°					225560	170
T-S25S-SDUCR/L11	39	25	20	150	40	24	4°					225562	260

高速钢防震刀杆 (防震效果>5倍柄径) High-Speed Steel Shock-Proof Toolholder(Shock-Proof Effect > 5 Times Toolholder Diameter)

刀把型号 Ordering code	尺寸 Dimensions							刀片 Insert	螺丝 Screw	扳手 Wrench	Stock	Order Number	Price (RMB)
	øD _{min}	ød	f	L	L1	H	α°						
H08K-SDUCR/L07	13	8	6.5	125	20	7	12°	DC..0702..	M2.5×6	T8	●●	225570	250
H10K-SDUCR/L07	15	10	8	125	25	9	10°					225572	270
H12M-SDUCR/L07	17	12	9	150	28	11	8°					225574	300
H14N-SDUCR/L07	17	14	9	160	28	13	8°					225575	400
H16Q-SDUCR/L07	22	16	11	180	30	15	6°					225576	500
H16Q-SDUCR/L11	22	16	11	180	30	15	6°	DC..11T3..	M4×8	T15	●●	225578	500
H18Q-SDUCR/L11	24	18	13	180	40	17	6°					225579	600
H20R-SDUCR/L11	32	20	16	200	40	19	6°					225580	800
H25S-SDUCR/L11	39	25	20	150	40	24	4°					225582	1200

车削
刀柄

CSV
凸轮
车床
刀具

DS
刀柄

正面
排刀

Y轴
刀柄

前
车削

后
车削

小径
切槽
切断
螺纹

小孔
加工

滚花
车花

焊接
车刀
夹头

外圆
车削

内孔
车削

螺纹
车削

切槽
切断

端面
切槽

车削
刀柄

CSV
凸轮
车床
刀具

DS
刀柄

正面
排刀

Y轴
刀柄

前
车削

后
车削

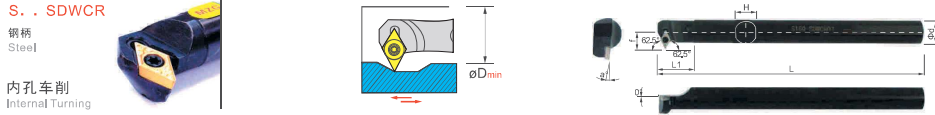
小径
切槽
切断
螺纹

小孔
加工

滚花
车花

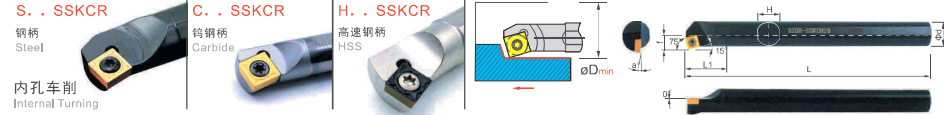
焊接
车刀
夹头

</



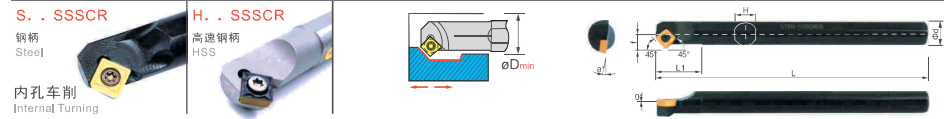
S...SDWCR 刀片 (Inserts): A17-A18 零配件 (Toolholder Parts): P01-P04 图示方向 (R) R-Type

刀把型号 Ordering code	尺寸 Dimensions							刀片 Insert	螺丝 Screw	扳手 Wrench	Stock		Order Number	Price (RMB)			
	øD _{min}	ød	f	L	L1	H	α°				R	L					
S10K-SDWCR/L07	16	10	10	125	20	9	10°	DC..0702..	M2.5×6	T8	●	●	225801	100			
S12M-SDWCR/L07	19	12	10.5	150	28	11	10°				●	●	225800	100			
S14N-SDWCR/L07	20	14	11.5	160	30	13	10°				●	●	225803	125			
S16Q-SDWCR/L07	23	16	12.5	180	30	15	8°				●	●	225802	125			
S20R-SDWCR/L07	26	20	14.5	200	30	19	6°				●	●	225804	145			
S16Q-SDWCR/L11	24	16	15	180	25	15	8°				DC..11T3..	M4×8	T15	●	●	225805	145
S20R-SDWCR/L11	26	20	14.5	200	40	19	6°							●	●	225806	145
S25S-SDWCR/L11	32	25	17	250	45	24	4°							●	●	225808	200
S32T-SDWCR/L11	38	32	20	300	50	30	2°							●	●	225810	350
高速钢防震刀杆 (防震效果>5倍柄径) High-Speed Steel Shock-Proof Toolholder (Shock-Proof Effect > 5 Times Toolholder Diameter)																	
H10K-SDWCR/L07	16	10	10	125	20	9	10°	DC..0702..	M2.5×6	T8	●	●	225831	270			
H12M-SDWCR/L07	19	12	10.5	150	28	11	10°				●	●	225830	300			
H14N-SDWCR/L07	20	14	11.5	160	30	13	10°				●	●	225833	400			
H16Q-SDWCR/L07	23	16	12.5	180	30	15	8°				●	●	225832	500			
H20R-SDWCR/L07	26	20	14.5	200	30	19	6°				●	●	225834	800			
H16Q-SDWCR/L11	24	16	15	180	25	15	8°				DC..11T3..	M4×8	T15	●	●	225835	500
H20R-SDWCR/L11	26	20	14.5	200	40	19	6°							●	●	225836	800
H25S-SDWCR/L11	32	25	17	250	45	24	4°							●	●	225838	1200



S...SSKCR 刀片 (Inserts): A20 零配件 (Toolholder Parts): P01-P04 图示方向 (R) R-Type

刀把型号 Ordering code	尺寸 Dimensions							刀片 Insert	螺丝 Screw	扳手 Wrench	Stock		Order Number	Price (RMB)			
	øD _{min}	ød	f	L	L1	H	α°				R	L					
S12M-SSKCR/L09	16	12	8.5	150	30	11	12°	SC..09T3..	M4×8	T15	●	●	226800	100			
S14N-SSKCR/L09	19	14	9.5	160	30	13	12°				●	●	226801	125			
S16Q-SSKCR/L09	20	16	10.5	180	30	15	10°				●	●	226802	125			
S18Q-SSKCR/L09	22	18	11.5	180	40	17	10°				●	●	226803	145			
S20R-SSKCR/L09	25	20	12.5	200	40	19	8°				●	●	226804	145			
S25S-SSKCR/L09	31	25	15	250	40	24	6°				●	●	226806	200			
碳化钨防震刀杆 (防震效果>8倍柄径) Carbide Steel Shock-Proof Toolholder (Shock-Proof Effect > 8 Times Toolholder Diameter)																	
C12M-SSKCR/L09	16	12	8.5	150	30	11	12°				SC..09T3..	M4×8	T15	●	●	226826	1560
C14N-SSKCR/L09	19	14	9.5	160	30	13	12°							●	●	226828	2000
C16Q-SSKCR/L09	20	16	10.5	180	30	15	10°							●	●	226830	2490
C18Q-SSKCR/L09	22	18	11.5	180	40	17	10°	●	●	226832				3900			
C20R-SSKCR/L09	25	20	12.5	200	40	19	8°	●	●	226836				4800			
C25S-SSKCR/L09	31	25	15	250	40	24	6°	●	●	226838				7500			
高速钢防震刀杆 (防震效果>5倍柄径) High-Speed Steel Shock-Proof Toolholder (Shock-Proof Effect > 5 Times Toolholder Diameter)																	
H12M-SSKCR/L09	16	12	8.5	150	30	11	12°	SC..09T3..	M4×8	T15				●	●	226856	300
H14N-SSKCR/L09	19	14	9.5	160	30	13	12°							●	●	226858	400
H16Q-SSKCR/L09	20	16	10.5	180	30	15	10°							●	●	226860	500
H18Q-SSKCR/L09	22	18	11.5	180	40	17	10°				●	●	226862	600			
H20R-SSKCR/L09	25	20	12.5	200	40	19	8°				●	●	226866	800			
H25S-SSKCR/L09	31	25	15	250	40	24	6°				●	●	226868	1200			



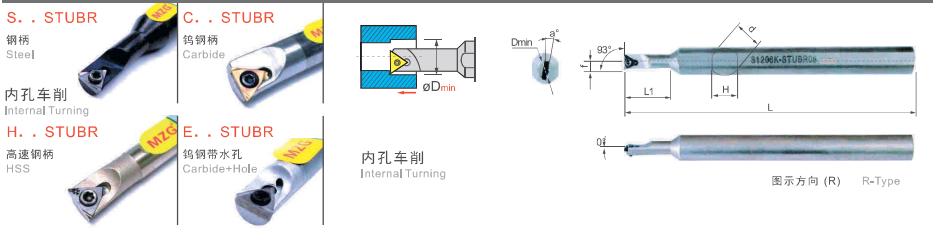
S...SSSCR 刀片 (Inserts): A20 零配件 (Toolholder Parts): P01-P04 图示方向 (R) R-Type

刀把型号 Ordering code	尺寸 Dimensions							刀片 Insert	螺丝 Screw	扳手 Wrench	Stock		Order Number	Price (RMB)			
	øD _{min}	ød	f	L	L1	H	α°				R	L					
S12M-SSSCR/L09	16	12	8.5	150	30	11	12°	SC..09T3..	M4×8	T15	●	●	226700	100			
S14N-SSSCR/L09	19	14	9.5	160	30	13	12°				●	●	226701	125			
S16Q-SSSCR/L09	20	16	11.5	180	35	15	10°				●	●	226702	125			
S18Q-SSSCR/L09	22	18	12.5	180	40	17	10°				●	●	226703	145			
S20R-SSSCR/L09	26	20	13.5	200	40	19	8°				●	●	226704	145			
S25S-SSSCR/L09	32	25	16	250	40	24	6°				●	●	226706	200			
S32T-SSSCR/L09	38	32	19.5	300	45	30	4°				●	●	226708	350			
高速钢防震刀杆 (防震效果>5倍柄径) High-Speed Steel Shock-Proof Toolholder (Shock-Proof Effect > 5 Times Toolholder Diameter)																	
H12M-SSSCR/L09	16	12	8.5	150	30	11	12°				SC..09T3..	M4×8	T15	●	●	226730	300
H14N-SSSCR/L09	19	14	9.5	160	30	13	12°							●	●	226731	400
H16Q-SSSCR/L09	20	16	11.5	180	35	15	10°	●	●	226732				500			
H18Q-SSSCR/L09	22	18	12.5	180	40	17	10°	●	●	226733				600			
H20R-SSSCR/L09	26	20	13.5	200	40	19	8°	●	●	226734				800			
H25S-SSSCR/L09	32	25	16	250	40	24	6°	●	●	226736				1200			

- 车削刀柄
- CSV 凸轮车削刀具
- DS 刀柄
- 正面排刀
- Y轴刀柄
- 前车削
- 后车削
- 小径切槽切断螺纹
- 小孔加工
- 滚花花
- 焊接车刀夹头
- 外圆车削
- 内孔车削
- 螺纹车削
- 切槽切断
- 端面切槽

- 车削刀柄
- CSV 凸轮车削刀具
- DS 刀柄
- 正面排刀
- Y轴刀柄
- 前车削
- 后车削
- 小径切槽切断螺纹
- 小孔加工
- 滚花花
- 焊接车刀夹头
- 外圆车削
- 内孔车削
- 螺纹车削
- 切槽切断
- 端面切槽

车削刀柄
CSV凸轮车床刀具



刀片 (Inserts): A21-A22 零配件 (Toolholder Parts): P01-P04

刀把型号 Ordering code	尺寸 Dimensions							刀片 Insert	螺丝 Screw	扳手 Wrench	Stock	Order Number	Price (RMB)					
	ϕD_{min}	ϕd	f	L	L1	H	α°											
S06H-STUBR/L06	7	6	4	100	15	5.4	12°	TB..0601..	M2×4	T6	●	●	226001	132				
S0806H-STUBR/L06	7	8	3.5	110	20	7	12°						226002	132				
S1006K-STUBR/L06	7	10	3.5	125	20	9	12°						226004	132				
S1207K-STUBR/L06	8	12	4	125	25	11	12°						226005	132				
S1607M-STUBR/L06	7	16	4	125	20	15	12°						226006	132				
S1607M-STUBR/L06	8	16	4	150	25	15	12°						226006	132				
碳化钨钢防震刀杆 (防震效果>8倍柄径) Carbide Steel Shock-Proof Toolholder (Shock-Proof Effect > 8 Times Toolholder Diameter)																		
C06J-STUBR/L06-07	7	6	3.5	110	10	5.5	12°						TB..0601..	M2×4	T6	●	●	226008
C07J-STUBR/L06-08	8	7	4	110	12	6	12°	226010	1190									
C08K-STUBR/L06-09	9	8	4.5	125	15	7	12°	226012	1260									
碳化钨钢防震刀杆 (防震效果>8倍柄径) Carbide Steel Shock-Proof Toolholder (Shock-Proof Effect > 8 Times Toolholder Diameter)																		
C0807K-STUBR06-08	8	8	4	125	15	7	12°	TB..0601..	M2×4	T6	●	●	226014	1320				
碳化钨钢带水孔防震刀杆 (防震效果>8倍柄径) Carbide Steel Shock-Proof Hollow Toolholder (Shock-Proof Effect > 8 Times Toolholder Diameter)																		
E06J-STUBR06/L-07	7	6	3.5	110	10	5	12°						TB..0601..	M2×4	T6	●	●	226016
高速钢防震刀杆 (防震效果>5倍柄径) High-Speed Steel Shock-Proof Toolholder (Shock-Proof Effect > 5 Times Toolholder Diameter)																		
H06H-STUBR/L06	7	6	4	100	15	5.4	12°	TB..0601..	M2×4	T6	●	●	226020	250				
H0806H-STUBR/L06	7	8	3.5	110	20	7	12°						226022	300				
H1006K-STUBR/L06	7	10	3.5	125	20	9	12°						226024	300				
H1207K-STUBR/L06	8	12	4	125	25	11	12°						226026	300				
H1607M-STUBR/L06	7	16	4	125	20	15	12°						226028	300				
H1607M-STUBR/L06	8	16	4	150	25	15	12°						226030	300				

DS刀柄

正面排刀

Y轴刀柄

前车削

后车削

小径切槽
切断螺纹

小孔加工

滚花车花

焊接车刀
夹头

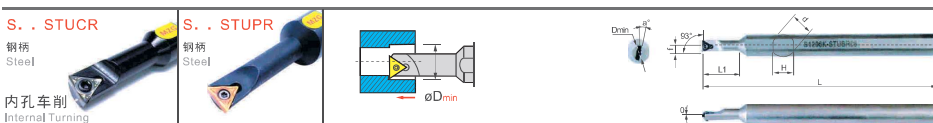
外圆车削

内孔车削

螺纹车削

切槽
切断

端面切槽



刀片 (Inserts): A21-A22 零配件 (Toolholder Parts): P01-P04

刀把型号 Ordering code	尺寸 Dimensions							刀片 Insert	螺丝 Screw	扳手 Wrench	Stock	Order Number	Price (RMB)	
	ϕD_{min}	ϕd	f	L	L1	H	α°							
S07K-STUPR/L08-A12	9	12	4.5	125	25	11	12°	TP..0802..	M2.2×6	T6	●	●	226300	132
S08M-STUPR/L08-A16	10	16	5	150	28	15	13°						226302	132
S10M-STUPR/L11-A16	12	16	6	150	30	15	12°	TP..1103..	M3×8	T8	●	●	226301	132
S12M-STUPR/L11-A16	14	16	7	150	33	15	10°						226303	132
S08K-STUCR/L09-A12	10	12	5.5	125	28	11	15°						TC..0902..	M2.5×6
S08M-STUCR/L09-A16	10	16	5.5	150	28	15	10°	226306	132					
S10M-STUCR/L11-A16	12	16	6	150	30	15	12°	TC..1102..	M2.5×6	T8	●	●	226308	132
S12M-STUCR/L11-A16	14	16	7	150	33	15	10°						226310	132

车削刀柄
CSV凸轮车床刀具

DS刀柄

正面排刀

Y轴刀柄

前车削

后车削

小径切槽
切断螺纹

小孔加工

滚花车花

焊接车刀
夹头

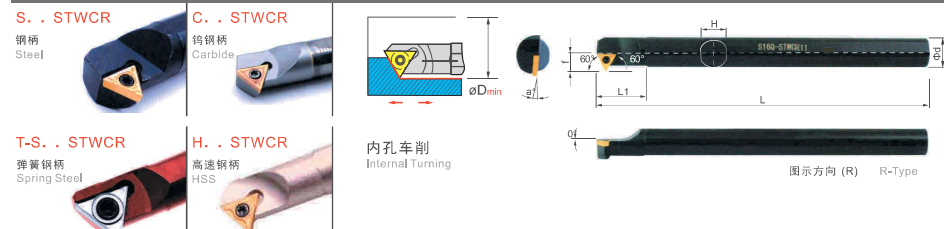
外圆车削

内孔车削

螺纹车削

切槽
切断

端面切槽

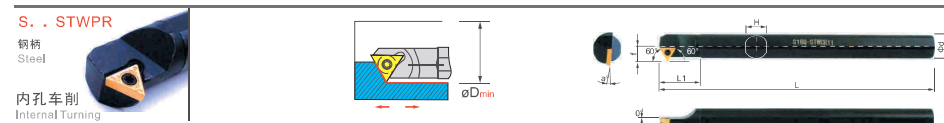


刀片 (Inserts): A21-A22 零配件 (Toolholder Parts): P01-P04

刀把型号 Ordering code	尺寸 Dimensions							刀片 Insert	螺丝 Screw	扳手 Wrench	Stock	Order Number	Price (RMB)					
	ϕD_{min}	ϕd	f	L	L1	H	α°											
S08K-STWCR/L09	11	8	5.5	125	25	7	12°	TC..0902..	M2.2×6	T6	●	●	226600	96				
S10K-STWCR/L11	14	10	8	125	25	9	10°						226602	96				
S12M-STWCR/L11	16	12	9	150	30	11	8°						226604	100				
S16Q-STWCR/L11	20	16	11	180	30	15	6°						226606	125				
S20R-STWCR/L11	25	20	13	200	35	19	4°						226608	145				
S20R-STWCR/L16	25	20	13	200	35	19	4°						226610	160				
S25S-STWCR/L16	32	25	15	250	40	24	2°						226612	200				
碳化钨钢防震刀杆 (防震效果>8倍柄径) Carbide Steel Shock-Proof Toolholder (Shock-Proof Effect > 8 Times Toolholder Diameter)																		
C08K-STWCR/L09	11	8	5.5	125	25	7	12°	TC..1102..	M2.5×7	T8	●	●	226614	1260				
C10M-STWCR/L11	14	10	8	150	20	9	10°						226616	1320				
C12M-STWCR/L11	16	12	9	150	20	11	8°						226618	1560				
C16R-STWCR/L11	20	16	11	200	25	15	6°						226620	2490				
C20R-STWCR/L11	25	20	13	200	30	19	4°						226622	4800				
C20S-STWCR/L11	25	20	13	250	30	19	4°						226624	5700				
弹簧钢防震刀杆 (防震效果>4倍柄径) Spring Steel Shock-Proof Toolholder (Shock-Proof Effect > 4 Times Toolholder Diameter)																		
T-S08K-STWPR/L09	11	8	5.5	125	25	7	12°						TC..0902..	M2.2×6	T6	●	●	226650
T-S10K-STWPR/L11	14	10	8	125	25	9	10°	226652	100									
T-S12M-STWPR/L11	16	12	9	150	30	11	8°	226654	120									
T-S16Q-STWPR/L11	20	16	11	180	30	15	6°	226656	150									
T-S20R-STWPR/L11	25	20	13	200	35	19	4°	226658	170									
T-S20R-STWPR/L16	25	20	13	200	35	19	4°	226660	170									
T-S25S-STWPR/L16	32	25	15	250	40	24	2°	226662	260									
高速钢防震刀杆 (防震效果>5倍柄径) High-Speed Steel Shock-Proof Toolholder (Shock-Proof Effect > 5 Times Toolholder Diameter)																		
H08K-STWCR/L09	11	8	5.5	125	25	7	12°	TC..0902..	M2.2×6	T6	●	●	226670	250				
H10K-STWCR/L11	14	10	8	125	25	9	10°						226672	270				
H12M-STWCR/L11	16	12	9	150	30	11	8°						226674	300				
H16Q-STWCR/L11	20	16	11	180	30	15	6°						226676	500				
H20R-STWCR/L11	25	20	13	200	35	19	4°						226678	800				
H20R-STWCR/L16	25	20	13	200	35	19	4°						226680	800				
H25S-STWCR/L16	32	25	15	250	40	24	2°						226682	1200				

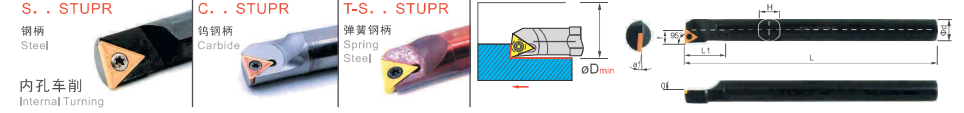
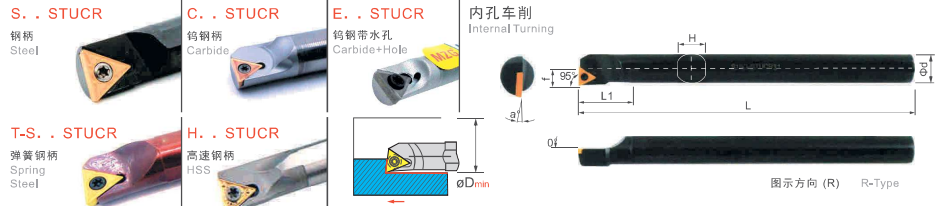
刀片 (Inserts): A21-A22 零配件 (Toolholder Parts): P01-P04

刀把型号 Ordering code	尺寸 Dimensions							刀片 Insert	螺丝 Screw	扳手 Wrench	Stock	Order Number	Price (RMB)	
	ϕD_{min}	ϕd	f	L	L1	H	α°							
S08K-STWPR/L09	11	8	5.5	125	25	7	12°	TP..0902..	M2.5×6	T8	●	●	226650	96
S10K-STWPR/L11	14	10	8	125	25	9	10°						226652	96
S12M-STWPR/L11	16	12	9	150	30	11	8°						226654	100
S16Q-STWPR/L11	20	16	11	180	30	15	6°						226656	125
S20R-STWPR/L11	25	20	13	200	35	19	4°						226658	145



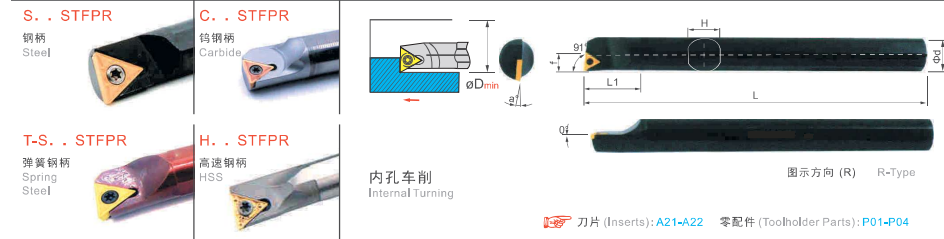
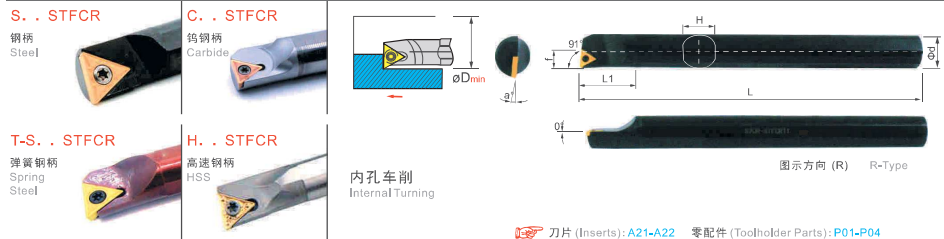
刀片 (Inserts): A21-A22 零配件 (Toolholder Parts): P01-P04

刀把型号 Ordering code	尺寸 Dimensions							刀片 Insert	螺丝 Screw	扳手 Wrench	Stock	Order Number	Price (RMB)	
	ϕD_{min}	ϕd	f	L	L1	H	α°							
S08K-STWPR/L09	11	8	5.5	125	25	7	12°	TP..1102..	M3×8	T10	●	●	226650	96
S10K-STWPR/L11	14	10	8	125	25	9	10°						226652	96
S12M-STWPR/L11	16	12	9	150	30	11	8°						226654	100
S16Q-STWPR/L11	20	16	11	180	30	15	6°						226656	125
S20R-STWPR/L11	25	20	13	200	35	19	4°						226658	145



刀把型号 Ordering code	尺寸 Dimensions							刀片 Insert	螺丝 Screw	扳手 Wrench	Stock	Order Number	Price (RMB)				
	øD _{min}	ød	f	L	L1	H	α°										
S08K-STUCR/L09B	10	8	5	125	23	7	15°	TC..0902..	M2.5×6	T8	● ●	226101	96				
S10K-STUCR/L09B	12	10	6	125	24	9	13°					226103	96				
S08K-STUCR/L09	10	8	5	125	23	7	15°					226100	96				
S10K-STUCR/L11	12	10	6	125	24	9	13°	TC..0902..	M2.2×6	T6	● ●	226102	96				
S12M-STUCR/L09	14	12	7	150	27	11	10°					226104	96				
S10K-STUCR/L11	12	10	6	125	24	9	12°					226106	100				
S12M-STUCR/L11	14	12	7	150	27	11	10°	TC..1102..	M2.5×6	T8	● ●	226108	100				
S14Q-STUCR/L11	16	14	8	180	30	13	9°					226110	125				
S16Q-STUCR/L11	18	16	9	180	30	15	8°					226112	125				
S20R-STUCR/L11	23	20	11	200	35	19	6°	TC..1102..	M2.5×6	T8	● ●	226114	145				
S25S-STUCR/L11	28	25	13.5	250	40	24	4°					226116	200				
S16Q-STUCR/L16	18	16	9.5	180	28	15	10°					226117	145				
S20R-STUCR/L16	23	20	11.5	200	40	19	8°	TC..16T3..	M4×10	T15	● ●	226118	145				
S25S-STUCR/L16	28	25	14	250	40	24	6°					226120	200				
S32T-STUCR/L16	35	32	17.5	300	45	30	4°					226122	350				
碳化钨钢防震刀杆 (防震效果>8倍柄径) Carbide Steel Shock-Proof Toolholder(Shock-Proof Effect > 8 Times Toolholder Diameter)																	
C08K-STUCR/L09	10	8	5	125	12	7	15°	TC..0902..	M2.2×6	T6	● ●	226126	1260				
C10M-STUCR/L09	12	10	6	150	15	9	13°					226128	1320				
C12M-STUCR/L09	14	12	7	150	20	11	10°					226130	1560				
C12Q-STUCR/L09	14	12	7	180	20	11	10°	TC..1102..	M2.5×6	T8	● ●	226132	1740				
C10M-STUCR/L11	12	10	6	150	15	9	12°					226134	1320				
C12M-STUCR/L11	14	12	7	150	20	11	10°					226136	1560				
C12Q-STUCR/L11	14	12	7	180	20	11	10°	TC..1102..	M2.5×6	T8	● ●	226138	1740				
C14M-STUCR/L11	16	14	8	150	20	13	9°					226140	2200				
C16M-STUCR/L11	18	16	9	150	25	15	8°					226142	2350				
C16R-STUCR/L11	18	16	9	200	25	15	8°	TC..1102..	M2.5×6	T8	● ●	226144	2490				
C20R-STUCR/L11	22	20	11	200	30	19	6°					226146	4800				
C20S-STUCR/L11	22	20	11	250	30	19	6°					226148	5700				
C25R-STUCR/L11	32	25	16	200	35	24	4°	TC..1102..	M2.5×6	T8	● ●	226150	6800				
C25S-STUCR/L11	32	25	16	250	35	24	4°					226152	7450				
碳化钨钢带水孔防震刀杆 (防震效果>8倍柄径) Carbide Steel Shock-Proof Hollow Toolholder(Shock-Proof Effect > 8 Times Toolholder Diameter)																	
E08K-STUCR/L09	10	8	5	125	12	7	15°	TC..0902..	M2.2×6	T6	● ●	226156	1410				
E10M-STUCR/L11	12	10	6	150	15	9	13°					226158	1520				
E12M-STUCR/L11	14	12	7	150	20	11	10°					226160	1710				
E12Q-STUCR/L11	14	12	7	180	20	11	10°	TC..1102..	M2.5×6	T8	● ●	226162	1890				
E16R-STUCR/L11	18	16	9	200	25	15	8°					226164	2640				
E20R-STUCR/L11	22	20	11	200	30	19	6°					226166	5000				
E20S-STUCR/L11	22	20	11	250	35	19	6°	TC..1102..	M2.5×6	T8	● ●	226168	5850				
弹簧钢防震刀杆 (防震效果>4倍柄径) Spring Steel Shock-Proof Toolholder(Shock-Proof Effect > 4 Times Toolholder Diameter)																	
T-S08K-STUCR/L09	10	8	5	125	23	7	15°					TC..0902..	M2.5×6	T8	● ●	226170	100
T-S10K-STUCR/L09	12	10	6	125	24	9	13°	226172	100								
T-S12M-STUCR/L09	14	12	7	150	27	11	10°	226174	120								
T-S10K-STUCR/L11	12	10	6	125	24	9	12°	TC..1102..	M2.5×6	T8	● ●	226176	100				
T-S12M-STUCR/L11	14	12	7	150	27	11	10°					226178	120				
T-S14Q-STUCR/L11	16	14	8	180	30	13	9°					226180	150				
T-S16Q-STUCR/L11	18	16	9	180	30	15	8°	TC..1102..	M2.5×6	T8	● ●	226182	150				
T-S20R-STUCR/L11	23	20	11	200	35	19	6°					226184	170				
T-S25S-STUCR/L11	28	25	13.5	250	40	24	4°					226186	260				
高速钢防震刀杆 (防震效果>5倍柄径) High-Speed Steel Shock-Proof Toolholder(Shock-Proof Effect > 5 Times Toolholder Diameter)																	
H08K-STUCR/L09	10	8	5	125	23	7	15°	TC..0902..	M2.5×6	T8	● ●	226188	250				
H10K-STUCR/L09	12	10	6	125	24	9	13°					226190	270				
H12M-STUCR/L09	14	12	7	150	27	11	10°					226192	300				
H10K-STUCR/L11	12	10	6	125	24	9	12°	TC..1102..	M2.5×6	T8	● ●	226194	240				
H12M-STUCR/L11	14	12	7	150	27	11	10°					226196	300				
H14Q-STUCR/L11	16	14	8	180	30	13	9°					226198	400				
H16Q-STUCR/L11	18	16	9	180	30	15	8°	TC..1102..	M2.5×6	T8	● ●	226195	500				
H20R-STUCR/L11	23	20	11	200	35	19	6°					226196	800				
H25S-STUCR/L11	28	25	13.5	250	40	24	4°					226198	1200				

刀把型号 Ordering code	尺寸 Dimensions							刀片 Insert	螺丝 Screw	扳手 Wrench	Stock	Order Number	Price (RMB)				
	øD _{min}	ød	f	L	L1	H	α°										
S08K-STUPR/L08	10	8	5	125	20	7	15°	TP..0802..	M2.2×6	T6	● ●	226201	96				
S10K-STUPR/L08	11	10	6	125	20	9	13°					226203	96				
S08K-STUPR/L09	10.5	8	5.5	125	23	7	15°					226200	96				
S10K-STUPR/L09	13.5	10	6.5	125	24	9	13°	TP..0902..	M2.5×6	T8	● ●	226202	96				
S12M-STUPR/L09	16	12	7.5	150	27	11	10°					226204	96				
S10K-STUPR/L11	13.5	10	6.5	125	24	9	12°					226206	100				
S12M-STUPR/L11	16	12	7.5	150	27	11	10°	TP..1103..	M3×8	T10	● ●	226208	100				
S14Q-STUPR/L11	18	14	8.5	180	30	13	9°					226210	125				
S16Q-STUPR/L11	20	16	9.5	180	30	15	8°					226212	125				
S20R-STUPR/L11	25	20	11.5	200	35	19	6°	TP..1103..	M3×8	T10	● ●	226214	145				
S25S-STUPR/L11	31	25	14	250	40	24	4°					226216	200				
S20R-STUPR/L16	25	20	12	200	40	19	8°					226218	145				
S25S-STUPR/L16	31	25	14.5	250	40	24	6°	TP..1603..	M4×8	T15	● ●	226220	200				
S32T-STUPR/L16	39	32	18	300	45	30	4°					226222	350				
碳化钨钢防震刀杆 (防震效果>8倍柄径) Carbide Steel Shock-Proof Toolholder(Shock-Proof Effect > 8 Times Toolholder Diameter)																	
C08K-STUPR/L09	10	8	5.5	125	15	7	15°	TP..0902..	M2.5×6	T8	● ●	226224	1260				
C10M-STUPR/L09	12	10	6.5	150	15	9	13°					226226	1320				
C12M-STUPR/L09	14	12	7.5	150	20	11	10°					226228	1560				
C12Q-STUPR/L09	14	12	7.5	180	20	11	10°	TP..1103..	M3×8	T10	● ●	226230	1740				
C10M-STUPR/L11	12	10	6.5	150	15	9	12°					226232	1320				
C12M-STUPR/L11	14	12	7.5	150	20	11	10°					226234	1560				
C12Q-STUPR/L11	14	12	7.5	180	20	11	10°	TP..1103..	M3×8	T10	● ●	226236	1740				
C14M-STUPR/L11	16	14	8.5	150	20	13	9°					226238	2200				
C16M-STUPR/L11	18	16	9.5	150	25	15	8°					226240	2350				
C16R-STUPR/L11	18	16	9.5	200	25	15	8°	TP..1103..	M3×8	T10	● ●	226242	2490				
C20R-STUPR/L11	22	20	11.5	200	30	19	4°					226244	4800				
C20S-STUPR/L11	22	20	11.5	250	30	19	8°					226246	5700				
S25R-STUPR/L11	32	25	16.5	200	35	24	6°	TP..1103..	M3×8	T15	● ●	226248	6800				
S25S-STUPR/L11	32	25	16.5	250	35	24	4°					226250	7450				
碳化钨钢带水孔防震刀杆 (防震效果>8倍柄径) Carbide Steel Shock-Proof Hollow Toolholder(Shock-Proof Effect > 8 Times Toolholder Diameter)																	
E08K-STUPR/L09	10	8	5.5	125	15	7	15°	TP..0902..	M2.5×6	T8	● ●	226252	1410				
E10M-STUPR/L11	12	10	6.5	150	15	9	13°					226254	1520				
E12M-STUPR/L11	14	12	7.5	150	20	11	10°					226256	1710				
E12Q-STUPR/L11	14	12	7.5	180	20	11	10°	TP..1103..	M3×8	T15	● ●	226258	1890				
E16R-STUPR/L11	18	16	9.5	200	25	15	8°					226260	2640				
E20R-STUPR/L11	22	20	11.5	200	30	19	6°					226262	5000				
E20S-STUPR/L11	22	20	11.5	250	30	19	6°	TP..1102..	M3×8	T15	● ●	226264	5850				
STUP 1102型 STUP 1102 type																	
S10K-STUPR/L1102	13.5	10	6.5	125	24	9	13°					TP..1102..	M3×8	T15	● ●	226266	100
S12M-STUPR/L1102	16	12	7.5	150	27	11	10°	226268	120								
S14Q-STUPR/L1102	18	14	8.5	180	30	13	9°	226270	150								
S16Q-STUPR/L1																	



刀片 (Inserts): A21-A22 零配件 (Toolholder Parts): P01-P04

刀片 (Inserts): A21-A22 零配件 (Toolholder Parts): P01-P04

刀架型号 Ordering code	尺寸 Dimensions						刀片 Insert	螺丝 Screw	扳手 Wrench	Stock			Price (RMB)	
	øD _{min}	ød	f	L	L1	H				α°	R	L		Order Number
S08K-STFCR/L09	10.5	8	5	125	23	7	15°	TC..0902..	M2.2×6	T6	●	●	226400	96
S10K-STFCR/L09	13.5	10	6	125	24	9	13°				●	●	226402	96
S12M-STFCR/L09	16	12	7	150	27	11	10°				●	●	226404	96
S10K-STFCR/L11	13.5	10	6	125	24	9	12°	TC..1102..	M2.5×6	T8	●	●	226406	100
S12M-STFCR/L11	16	12	7	150	27	11	10°				●	●	226408	100
S14Q-STFCR/L11	18	14	8	180	30	13	9°				●	●	226410	125
S16Q-STFCR/L11	20	16	9	180	30	15	8°				●	●	226412	125
S20R-STFCR/L11	25	20	11	200	35	19	6°				●	●	226414	145
S25S-STFCR/L11	31	25	13.5	250	40	24	4°	●	●	226416	200			
S20R-STFCR/L16	25	20	11.5	200	40	19	8°	TC..16T3..	M4×10	T15	●	●	226418	145
S25S-STFCR/L16	31	25	14	250	40	24	6°				●	●	226420	200
S32T-STFCR/L16	39	32	17.5	300	45	30	4°				●	●	226422	350

碳化钨钢防震刀杆 (防震效果>8倍柄径) Carbide Steel Shock-Proof Toolholder (Shock-Proof Effect > 8 Times Toolholder Diameter)														
刀架型号 Ordering code	øD _{min}	ød	f	L	L1	H	α°	刀片 Insert	螺丝 Screw	扳手 Wrench	Stock			Price (RMB)
C08K-STFCR/L09	10	8	5	125	15	7	15°				●	●	226424	
C10M-STFCR/L09	12	10	6	150	20	9	13°	TC..0902..	M2.2×6	T6	●	●	226426	1320
C12M-STFCR/L09	14	12	7	150	20	11	10°				●	●	226428	1560
C12Q-STFCR/L09	14	12	7	180	20	11	12°				●	●	226430	1740
C10M-STFCR/L11	12	10	6	150	20	9	10°	TC..1102..	M2.5×6	T8	●	●	226432	1320
C12M-STFCR/L11	14	12	7	150	20	11	9°				●	●	226434	1560
C12Q-STFCR/L11	14	12	7	180	20	11	8°				●	●	226436	1740
C14M-STFCR/L11	16	14	8	150	25	13	6°				●	●	226438	2200
C16M-STFCR/L11	18	16	9	150	25	15	4°				●	●	226440	2350
C16R-STFCR/L11	18	16	9	200	25	15	8°				●	●	226442	2490
C20R-STFCR/L11	22	20	11	200	30	19	6°				●	●	226444	4800
C20S-STFCR/L11	22	20	11	250	30	19	6°				●	●	226446	5700

弹簧钢防震刀杆 (防震效果>4倍柄径) Spring Steel Shock-Proof Toolholder (Shock-Proof Effect > 4 Times Toolholder Diameter)														
刀架型号 Ordering code	øD _{min}	ød	f	L	L1	H	α°	刀片 Insert	螺丝 Screw	扳手 Wrench	Stock			Price (RMB)
T-S08K-STFCR/L09	10	8	5	125	23	7	15°				TC..0902..	M2.5×6	T8	
T-S10K-STFCR/L09	12	10	6	125	24	9	13°	●	●	226452				100
T-S12M-STFCR/L09	14	12	7	150	27	11	10°	●	●	226454				120
T-S10K-STFCR/L11	12	10	6	125	24	9	12°	TC..1102..	M2.5×6	T8	●	●	226456	100
T-S12M-STFCR/L11	14	12	7	150	27	11	10°				●	●	226458	120
T-S14Q-STFCR/L11	16	14	8	180	30	13	9°				●	●	226460	150
T-S16Q-STFCR/L11	18	16	9	180	30	15	8°				●	●	226462	150
T-S20R-STFCR/L11	23	20	11	200	35	19	6°				●	●	226464	170
T-S25S-STFCR/L11	28	25	13.5	250	40	24	4°				●	●	226466	260

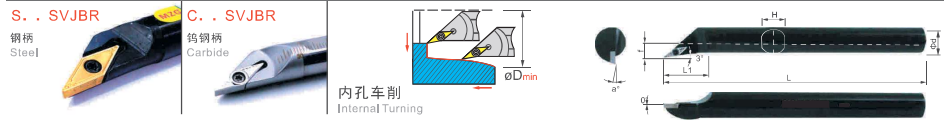
高速钢防震刀杆 (防震效果>5倍柄径) High-Speed Steel Shock-Proof Toolholder (Shock-Proof Effect > 5 Times Toolholder Diameter)														
刀架型号 Ordering code	øD _{min}	ød	f	L	L1	H	α°	刀片 Insert	螺丝 Screw	扳手 Wrench	Stock			Price (RMB)
H08K-STFCR/L09	10	8	5	125	23	7	15°				TC..0902..	M2.5×6	T8	
H10K-STFCR/L09	12	10	6	125	24	9	13°	●	●	226470				270
H12M-STFCR/L09	14	12	7	150	27	11	10°	●	●	226471				300
H10K-STFCR/L11	12	10	6	125	24	9	12°	TC..1102..	M2.5×6	T8	●	●	226472	240
H12M-STFCR/L11	14	12	7	150	27	11	10°				●	●	226473	300
H14Q-STFCR/L11	16	14	8	180	30	13	9°				●	●	226474	400
H16Q-STFCR/L11	18	16	9	180	30	15	8°				●	●	226475	500
H20R-STFCR/L11	23	20	11	200	35	19	6°				●	●	226476	800
H25S-STFCR/L11	28	25	13.5	250	40	24	4°				●	●	226478	1200

刀架型号 Ordering code	尺寸 Dimensions						刀片 Insert	螺丝 Screw	扳手 Wrench	Stock			Price (RMB)	
	øD _{min}	ød	f	L	L1	H				α°	R	L		Order Number
S08K-STFPR/L09	10.5	8	5.5	125	23	7	15°	TP..0902..	M2.5×6	T8	●	●	226500	96
S10K-STFPR/L09	13.5	10	6.5	125	24	9	13°				●	●	226502	96
S12M-STFPR/L09	16	12	7.5	150	27	11	10°				●	●	226504	96
S10K-STFPR/L11	13.5	10	6.5	125	24	9	12°	TP..1103..	M3×8	T10	●	●	226506	100
S12M-STFPR/L11	16	12	7.5	150	27	11	10°				●	●	226508	100
S14Q-STFPR/L11	18	14	8.5	180	30	13	9°				●	●	226510	125
S16Q-STFPR/L11	20	16	9.5	180	30	15	8°				●	●	226512	125
S20R-STFPR/L11	25	20	11.5	200	35	19	6°				●	●	226514	145
S25S-STFPR/L11	31	25	14	250	40	24	4°	●	●	226516	200			
S20R-STFPR/L16	25	20	12	200	40	19	8°	TP..1603..	M4×8	T15	●	●	226518	145
S25S-STFPR/L16	31	25	14.5	250	40	24	6°				●	●	226520	200
S32T-STFPR/L16	39	32	18	300	45	30	4°				●	●	226522	350

碳化钨钢防震刀杆 (防震效果>8倍柄径) Carbide Steel Shock-Proof Toolholder (Shock-Proof Effect > 8 Times Toolholder Diameter)														
刀架型号 Ordering code	øD _{min}	ød	f	L	L1	H	α°	刀片 Insert	螺丝 Screw	扳手 Wrench	Stock			Price (RMB)
C08K-STFPR/L09	10	8	5.5	125	15	7	15°				TP..0902..	M2.5×6	T8	
C10M-STFPR/L09	12	10	6.5	150	20	9	13°	●	●	226526				1320
C12M-STFPR/L09	14	12	7.5	150	20	11	10°	●	●	226528				1560
C12Q-STFPR/L09	14	12	7.5	180	20	11	12°	●	●	226530	1740			
C10M-STFPR/L11	12	10	6.5	150	20	9	10°	TP..1103..	M3×8	T10	●	●	226532	1320
C12M-STFPR/L11	14	12	7.5	150	20	11	9°				●	●	226534	1560
C12Q-STFPR/L11	14	12	7.5	180	20	11	8°				●	●	226536	1740
C14M-STFPR/L11	16	14	8.5	150	25	13	6°				●	●	226538	2200
C16M-STFPR/L11	18	16	9.5	150	25	15	4°				●	●	226540	2350
C16R-STFPR/L11	18	16	9.5	200	25	15	8°				●	●	226542	2490
C20R-STFPR/L11	22	20	11.5	200	30	19	6°				●	●	226544	4800
C20S-STFPR/L11	22	20	11.5	250	30	19	6°				●	●	226546	5700
C25S-STFPR/L16	32	25	16	250	35	24	4°	●	●	226548	7450			

弹簧钢防震刀杆 (防震效果>4倍柄径) Spring Steel Shock-Proof Toolholder (Shock-Proof Effect > 4 Times Toolholder Diameter)														
刀架型号 Ordering code	øD _{min}	ød	f	L	L1	H	α°	刀片 Insert	螺丝 Screw	扳手 Wrench	Stock			Price (RMB)
T-S08K-STFPR/L09	10	8	5	125	23	7	15°				TP..0902..	M2.5×6	T8	
T-S10K-STFPR/L09	12	10	6	125	24	9	13°	●	●	226559				100
T-S12M-STFPR/L09	14	12	7	150	27	11	10°	●	●	226560				120
T-S10K-STFPR/L11	12	10	6	125	24	9	12°	TP..1103..	M3×8	T10	●	●	226561	100
T-S12M-STFPR/L11	14	12	7	150	27	11	10°				●	●	226562	120
T-S14Q-STFPR/L11	16	14	8	180	30	13	9°				●	●	226563	150
T-S16Q-STFPR/L11	18	16	9	180	30	15	8°				●	●	226564	150
T-S20R-STFPR/L11	23	20	11	200	35	19	6°				●	●	226565	170
T-S25S-STFPR/L11	28	25	13.5	250	40	24	4°				●	●	226566	260

高速钢防震刀杆 (防震效果>5倍柄径) High-Speed Steel Shock-Proof Toolholder (Shock-Proof Effect > 5 Times Toolholder Diameter)														
刀架型号 Ordering code	øD _{min}	ød	f	L	L1	H	α°	刀片 Insert	螺丝 Screw	扳手 Wrench	Stock			Price (RMB)
H08K-STFPR/L09	10	8	5	125	23	7	15°				TP..0902..	M2.5×6	T8	
H10K-STFPR/L09	12	10	6	125	24	9	13°	●	●	226580				270
H12M-STFPR/L09	14	12	7	150	27	11	10°	●	●	226581				300
H10K-STFPR/L11	12	10	6	125	24	9	12°	TP..1103..	M3×8	T10	●	●	226582	240
H12M-STFPR/L11	14	12	7	150	27	11	10°							

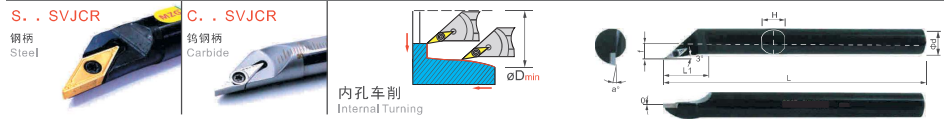


刀片 (Inserts): A23-A24 零配件 (Toolholder Parts): P01-P04

刀把型号 Ordering code	尺寸 Dimensions							刀片 Insert	螺丝 Screw	扳手 Wrench	Stock			Price (RMB)
	øD _{min}	ød	f	L	L1	H	α°				R	L	Order Number	
S08H-SVJBR/L08	10	8	5	100	20	7	15°	VB..0802..	M2×4	T6	•	•	227120	100
S10K-SVJBR/L08	12	10	6	125	25	9	15°				•	•	227122	100
S10K-SVJBR/L11	12	10	6	125	25	9	12°				•	•	227124	100
S12M-SVJBR/L11	14	12	7	150	30	11	12°				•	•	227126	100
S16Q-SVJBR/L11	22	16	11.5	180	40	15	10°	VB..1103..	M2.5×7	T8	•	•	227128	125
S20R-SVJBR/L11	27	20	13.5	200	45	19	8°				•	•	227130	145
S20R-SVJBR/L16	27	20	13.5	200	50	19	10°				•	•	227132	145
S25S-SVJBR/L16	32	25	16	250	50	24	8°				•	•	227134	200
S32T-SVJBR/L16	40	32	19.5	300	60	30	10°	VB..1604..	M4×10	T15	•	•	227136	350
S40T-SVJBR/L16	50	40	23.5	300	65	38	8°				•	•	227138	420

碳化钨钢防震刀杆 (防震效果>8倍柄径) Carbide Steel Shock-Proof Toolholder (Shock-Proof Effect > 8 Times Toolholder Diameter)

刀把型号 Ordering code	尺寸 Dimensions							刀片 Insert	螺丝 Screw	扳手 Wrench	Stock			Price (RMB)
	øD _{min}	ød	f	L	L1	H	α°				R	L	Order Number	
C06J-SVJBR/L08	8.5	6	3.25	110	15	5	15°	VB..0802..	M2×4	T6	•	•	227142	1250
C08K-SVJBR/L08	10	8	5	125	15	7	15°				•	•	227144	1410
C10M-SVJBR/L08	12	10	6	150	20	9	15°				•	•	227146	1470
C10M-SVJBR/L11	12	10	6	150	20	9	12°				•	•	227148	1470
C12M-SVJBR/L11	14	12	7	150	20	11	12°	VB..1103..	M2.5×7	T8	•	•	227150	1710
C12Q-SVJBR/L11	14	12	7	180	20	11	12°				•	•	227152	1890
C16R-SVJBR/L11	18	16	9	200	25	15	10°				•	•	227154	2640
C20R-SVJBR/L11	22	20	11	200	30	19	8°				•	•	227156	4950
C20S-SVJBR/L11	22	20	11	250	30	19	10°	VB..1604..	M4×10	T15	•	•	227158	5850
C25S-SVJBR/L16	28	25	14	200	35	24	8°				•	•	227160	7450

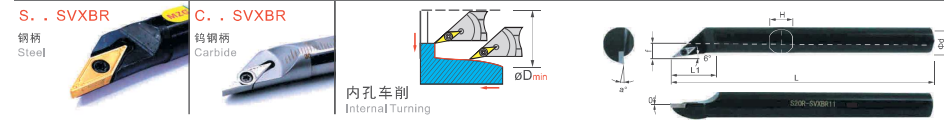


刀片 (Inserts): A23-A24 零配件 (Toolholder Parts): P01-P04

刀把型号 Ordering code	尺寸 Dimensions							刀片 Insert	螺丝 Screw	扳手 Wrench	Stock			Price (RMB)
	øD _{min}	ød	f	L	L1	H	α°				R	L	Order Number	
S08H-SVJCR/L08	10	8	5	100	20	7	15°	VC..0802..	M2×4	T6	•	•	227162	100
S10K-SVJCR/L08	12	10	6	125	25	9	15°				•	•	227164	100
S10K-SVJCR/L11	12	10	6	125	25	9	12°				•	•	227166	100
S12M-SVJCR/L11	14	12	7	150	30	11	12°				•	•	227168	100
S16Q-SVJCR/L11	22	16	11.5	180	40	15	10°	VC..1103..	M2.5×7	T8	•	•	227170	125
S20R-SVJCR/L11	27	20	13.5	200	45	19	8°				•	•	227172	145
S20R-SVJCR/L16	27	20	13.5	200	50	19	10°				•	•	227174	145
S25S-SVJCR/L16	32	25	16	250	50	24	8°				•	•	227176	200
S32T-SVJCR/L16	40	32	19.5	300	60	30	10°	VC..1604..	M4×10	T15	•	•	227178	350
S40T-SVJCR/L16	50	40	23.5	300	65	38	8°				•	•	227180	420

碳化钨钢防震刀杆 (防震效果>8倍柄径) Carbide Steel Shock-Proof Toolholder (Shock-Proof Effect > 8 Times Toolholder Diameter)

刀把型号 Ordering code	尺寸 Dimensions							刀片 Insert	螺丝 Screw	扳手 Wrench	Stock			Price (RMB)
	øD _{min}	ød	f	L	L1	H	α°				R	L	Order Number	
C06J-SVJCR/L08	8.5	6	3.25	110	15	5	15°	VC..0802..	M2×4	T6	•	•	227182	1250
C08K-SVJCR/L08	10	8	5	125	15	7	15°				•	•	227184	1410
C10M-SVJCR/L08	12	10	6	150	20	9	15°				•	•	227186	1470
C10M-SVJCR/L11	12	10	6	150	20	9	12°				•	•	227188	1470
C12M-SVJCR/L11	14	12	7	150	20	11	12°	VC..1103..	M2.5×7	T8	•	•	227190	1710
C12Q-SVJCR/L11	14	12	7	180	20	11	12°				•	•	227192	1890
C16R-SVJCR/L11	18	16	9	200	25	15	10°				•	•	227194	2640
C20R-SVJCR/L11	22	20	11	200	30	19	8°				•	•	227196	4950
C20S-SVJCR/L11	22	20	11	250	30	19	10°	VC..1604..	M4×10	T15	•	•	227198	5850
C25S-SVJCR/L16	28	25	14	200	35	24	8°				•	•	227199	7450

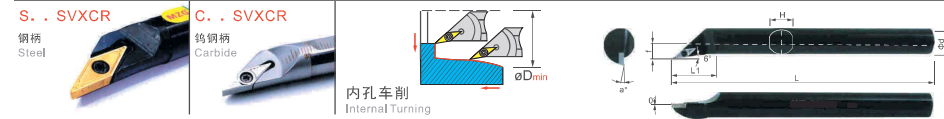


刀片 (Inserts): A23-A24 零配件 (Toolholder Parts): P01-P04

刀把型号 Ordering code	尺寸 Dimensions							刀片 Insert	螺丝 Screw	扳手 Wrench	Stock			Price (RMB)
	øD _{min}	ød	f	L	L1	H	α°				R	L	Order Number	
S08H-SVXBR/L08	10	8	5	100	20	7	15°	VB..0802..	M2×4	T6	•	•	227200	100
S10K-SVXBR/L08	12	10	6	125	25	9	15°				•	•	227202	100
S10K-SVXBR/L11	12	10	6	125	25	9	12°				•	•	227204	100
S12M-SVXBR/L11	14	12	7	150	30	11	12°				•	•	227206	100
S16Q-SVXBR/L11	22	16	11.5	180	40	15	10°	VB..1103..	M2.5×7	T8	•	•	227208	125
S20R-SVXBR/L11	27	20	13.5	200	45	19	8°				•	•	227210	145
S20R-SVXBR/L16	27	20	13.5	200	50	19	10°				•	•	227212	145
S25S-SVXBR/L16	32	25	16	250	50	24	8°				•	•	227214	200
S32T-SVXBR/L16	40	32	19.5	300	60	30	10°	VB..1604..	M4×10	T15	•	•	227216	350
S40T-SVXBR/L16	50	40	23.5	300	65	38	8°				•	•	227218	420

碳化钨钢防震刀杆 (防震效果>8倍柄径) Carbide Steel Shock-Proof Toolholder (Shock-Proof Effect > 8 Times Toolholder Diameter)

刀把型号 Ordering code	尺寸 Dimensions							刀片 Insert	螺丝 Screw	扳手 Wrench	Stock			Price (RMB)
	øD _{min}	ød	f	L	L1	H	α°				R	L	Order Number	
C06J-SVXBR/L08	8.5	6	3.25	110	15	5	15°	VB..0802..	M2×4	T6	•	•	227222	1250
C08K-SVXBR/L08	10	8	5	125	15	7	15°				•	•	227224	1410
C10M-SVXBR/L08	12	10	6	150	20	9	15°				•	•	227226	1470
C10M-SVXBR/L11	12	10	6	150	20	9	12°				•	•	227228	1470
C12M-SVXBR/L11	14	12	7	150	20	11	12°	VB..1103..	M2.5×7	T8	•	•	227230	1710
C12Q-SVXBR/L11	14	12	7	180	20	11	12°				•	•	227232	1890
C16R-SVXBR/L11	18	16	9	200	25	15	10°				•	•	227234	2640
C20R-SVXBR/L11	22	20	11	200	30	19	8°				•	•	227236	4950
C20S-SVXBR/L11	22	20	11	250	30	19	10°	VB..1604..	M4×10	T15	•	•	227238	5850
C25S-SVXBR/L16	28	25	14	200	35	24	8°				•	•	227240	7450



刀片 (Inserts): A23-A24 零配件 (Toolholder Parts): P01-P04

刀把型号 Ordering code	尺寸 Dimensions							刀片 Insert	螺丝 Screw	扳手 Wrench	Stock			Price (RMB)
	øD _{min}	ød	f	L	L1	H	α°				R	L	Order Number	
S08H-SVXCR/L08	10	8	5	100	20	7	15°	VC..0802..	M2×4	T6	•	•	227250	100
S10K-SVXCR/L08	12	10	6	125	25	9	15°				•	•	227252	100
S10K-SVXCR/L11	12	10	6	125	25	9	12°				•	•	227254	100
S12M-SVXCR/L11	14	12	7	150	30	11	12°				•	•	227256	100
S16Q-SVXCR/L11	22	16	11.5	180	40	15	10°	VC..1103..	M2.5×7	T8	•	•	227258	125
S20R-SVXCR/L11	27	20	13.5	200	45	19	8°				•	•	227260	145
S20R-SVXCR/L16	27	20	13.5	200	50	19	10°				•	•	227262	145
S25S-SVXCR/L16	32	25	16	250	50	24	8°				•	•	227264	200
S32T-SVXCR/L16	40	32	19.5	300	60	30	10°	VC..1604..	M4×10	T15	•	•	227266	350
S40T-SVXCR/L16	50	40	23.5	300	65	38	8°				•	•	227268	420

碳化钨钢防震刀杆 (防震效果>8倍柄径) Carbide Steel Shock-Proof Toolholder (Shock-Proof Effect > 8 Times Toolholder Diameter)

刀把型号 Ordering code	尺寸 Dimensions							刀片 Insert	螺丝 Screw	扳手 Wrench	Stock			Price (RMB)
	øD _{min}	ød	f	L	L1	H	α°				R	L	Order Number	
C06J-SVXCR/L08	8.5	6	3.25	110	15	5	15°	VC..0802..	M2×4	T6	•	•	227272	1250
C08K-SVXCR/L08	10	8	5	125	15	7	15°				•	•	227274	1410
C10M-SVXCR/L08	12	10	6	150	20	9	15°				•	•	227276	1470
C10M-SVXCR/L11	12	10	6	150	20	9	12°				•	•	227278	1470
C12M-SVXCR/L11	14	12	7	150	20	11	12°	VC..1103..	M2.5×7	T8	•	•	227280	1710
C12Q-SVXCR/L11	14	12	7	180	20	11	12°				•	•	227282	1890
C16R-SVXCR/L11	18	16	9	200	25	15	10°				•	•	227284	2640
C20R-SVXCR/L11	22	20	11	200	30	19	8°				•	•	227286	4950
C20S-SVXCR/L11	22	20	11	250	30	19	10°	VC..1604..	M4×10	T15	•	•	227288	5850
C25S-SVXCR/L16	28	25	14	200	35	24	8°				•	•	227290	7450

车削刀柄

CSV
凸轮
车床
刀具

DS
刀柄

正面
排刀

Y轴
刀柄

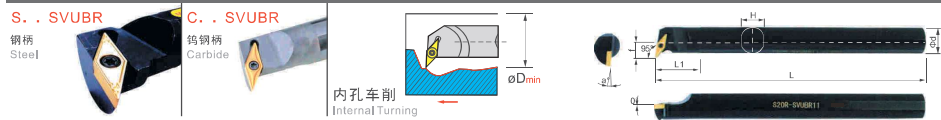
前
车削

后
车削

小径
切槽
切断
螺纹

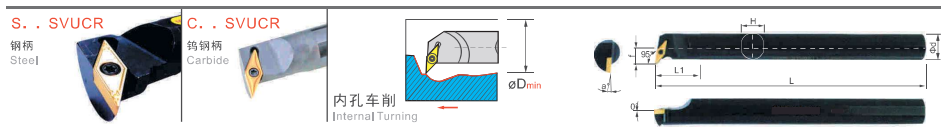
小孔
加工

滚花
车花



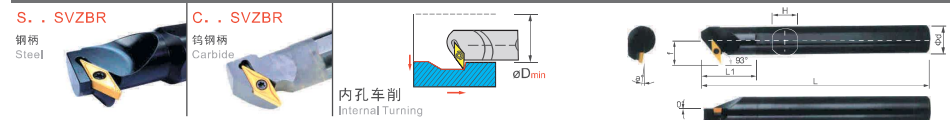
刀片 (Inserts): A23-A24 零配件 (Toolholder Parts): P01-P04 图示方向 (R) R-Type

刀把型号 Ordering code	尺寸 Dimensions							刀片 Insert	螺丝 Screw	扳手 Wrench	Stock		Order Number	Price (RMB)		
	øD _{min}	ød	f	L	L1	H	α°				R	L				
S16Q-SVUBR/L11	22	16	12.5	180	30	15	10°	VB..1103..	M2.5×7	T8	● ●	227000	125			
S20R-SVUBR/L11	27	20	14	200	32	19	8°									
S20R-SVUBR/L16	31	20	20	200	50	19	10°									
S25S-SVUBR/L16	35	25	20	250	50	24	8°									
S32T-SVUBR/L16	42	32	22.5	300	50	30	6°	VB..1604..	M4×10	T15	● ●	227006	200			
S40T-SVUBR/L16	51	40	27	300	55	38	6°									
C16R-SVUBR/L11	22	16	13	200	25	15	10°							● ●	227014	2640
C20R-SVUBR/L11	27	20	15	200	30	19	8°									
C20S-SVUBR/L11	27	20	15	250	30	19	8°									
C20R-SVUBR/L16	31	20	19	200	30	19	10°									
C20S-SVUBR/L16	31	20	19	250	30	19	8°									
C25R-SVUBR/L16	35	25	20	200	35	24	8°	VB..1604..	M4×10	T15	● ●	227022	6800			
C25S-SVUBR/L16	35	25	20	250	35	24	8°									
C25R-SVUBR/L16	35	25	20	250	35	24	8°							● ●	227026	7450
C25S-SVUBR/L16	35	25	20	250	35	24	8°									



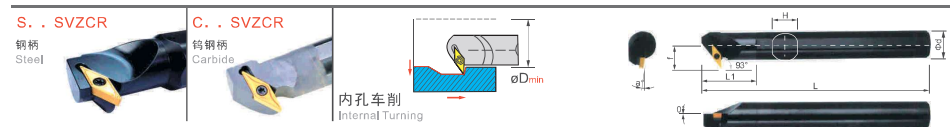
刀片 (Inserts): A23-A24 零配件 (Toolholder Parts): P01-P04 图示方向 (R) R-Type

刀把型号 Ordering code	尺寸 Dimensions							刀片 Insert	螺丝 Screw	扳手 Wrench	Stock		Order Number	Price (RMB)		
	øD _{min}	ød	f	L	L1	H	α°				R	L				
S16Q-SVUCR/L11	22	16	12.5	180	30	15	10°	VC..1103..	M2.5×7	T8	● ●	227050	125			
S20R-SVUCR/L11	27	20	14	200	32	19	8°									
S20R-SVUCR/L16	31	20	20	200	50	19	10°									
S25S-SVUCR/L16	35	25	20	250	50	24	8°									
S32T-SVUCR/L16	42	32	22.5	300	50	30	6°	VC..1604..	M4×10	T15	● ●	227056	200			
S40T-SVUCR/L16	51	40	27	300	55	38	6°									
C16R-SVUCR/L11	22	16	13	200	25	15	10°							● ●	227062	2640
C20R-SVUCR/L11	27	20	15	200	30	19	8°									
C20S-SVUCR/L11	27	20	15	250	30	19	8°									
C20R-SVUCR/L16	31	20	19	200	30	19	10°									
C20S-SVUCR/L16	31	20	19	250	30	19	8°									
C25R-SVUCR/L16	35	25	20	200	35	24	8°	VC..1604..	M4×10	T15	● ●	227072	5850			
C25S-SVUCR/L16	35	25	20	200	35	24	8°									
C25R-SVUCR/L16	35	25	20	250	35	24	8°							● ●	227076	7450
C25S-SVUCR/L16	35	25	20	250	35	24	8°									



刀片 (Inserts): A23-A24 零配件 (Toolholder Parts): P01-P04 图示方向 (R) R-Type

刀把型号 Ordering code	尺寸 Dimensions							刀片 Insert	螺丝 Screw	扳手 Wrench	Stock		Order Number	Price (RMB)								
	øD _{min}	ød	f	L	L1	H	α°				R	L										
S16Q-SVZBR/L11	22	16	11.5	180	34	15	10°	VB..1103..	M2.5×7	T8	● ●	227300	125									
S20R-SVZBR/L11	27	20	14	200	38	19	8°															
S25S-SVZBR/L16	34	25	19.5	250	50	20	8°															
S32T-SVZBR/L16	42	32	23.5	300	50	30	10°															
S40T-SVZBR/L16	50	40	27	300	60	38	8°	VB..1604..	M4×10	T15	● ●	227306	350									
C16R-SVZBR/L11	22	16	11.5	200	25	15	10°							● ●	227312	2640						
C20R-SVZBR/L11	27	20	14	200	30	19	8°										VB..1103..	M2.5×7	T8	● ●	227314	4950
C20S-SVZBR/L11	27	20	14	250	30	19	8°															
C20R-SVZBR/L16	27	20	14	200	30	19	10°															
C20S-SVZBR/L16	27	20	14	250	30	19	10°															
C25R-SVZBR/L16	34	25	19.5	200	35	24	8°	VB..1604..	M4×10	T15	● ●	227322	6800									
C25S-SVZBR/L16	34	25	19.5	250	35	24	8°															
C25R-SVZBR/L16	34	25	19.5	250	35	24	8°							● ●	227324	7450						
C25S-SVZBR/L16	34	25	19.5	250	35	24	8°															

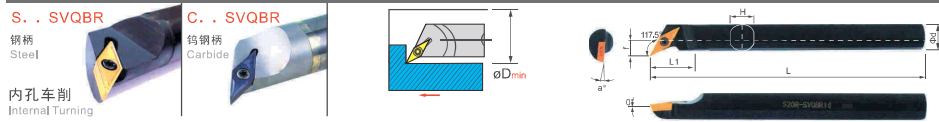


刀片 (Inserts): A23-A24 零配件 (Toolholder Parts): P01-P04 图示方向 (R) R-Type

刀把型号 Ordering code	尺寸 Dimensions							刀片 Insert	螺丝 Screw	扳手 Wrench	Stock		Order Number	Price (RMB)								
	øD _{min}	ød	f	L	L1	H	α°				R	L										
S16Q-SVZCR/L11	22	16	11.5	180	34	15	10°	VC..1103..	M2.5×7	T8	● ●	227350	125									
S20R-SVZCR/L11	27	20	14	200	38	19	8°															
S25S-SVZCR/L16	34	25	19.5	250	50	20	8°															
S32T-SVZCR/L16	42	32	23.5	300	50	30	10°															
S40T-SVZCR/L16	50	40	27	300	60	38	8°	VC..1604..	M4×10	T15	● ●	227356	350									
C16R-SVZCR/L11	22	16	11.5	200	25	15	10°							● ●	227362	2640						
C20R-SVZCR/L11	27	20	14	200	30	19	8°										VC..1103..	M2.5×7	T8	● ●	227364	4950
C20S-SVZCR/L11	27	20	14	250	30	19	8°															
C20R-SVZCR/L16	27	20	14	200	30	19	10°															
C20S-SVZCR/L16	27	20	14	250	30	19	10°															
C25R-SVZCR/L16	34	25	19.5	200	35	24	8°	VC..1604..	M4×10	T15	● ●	227370	5850									
C25S-SVZCR/L16	34	25	19.5	250	35	24	8°															
C25R-SVZCR/L16	34	25	19.5	250	35	24	8°							● ●	227374	7450						
C25S-SVZCR/L16	34	25	19.5	250	35	24	8°															

- 车削刀柄
- CSV 凸轮车床刀具
- DS 刀柄
- 正面排刀
- Y轴刀柄
- 前车削
- 后车削
- 小径切槽切断螺纹
- 小孔加工
- 滚花车花
- 焊接车刀夹头
- 外圆车削
- 内孔车削
- 螺纹车削
- 切槽切断
- 端面切槽

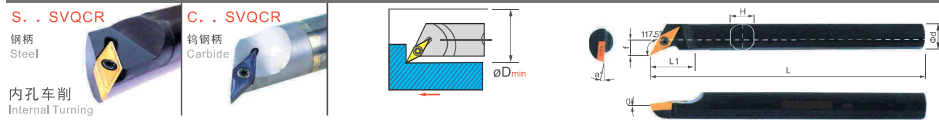
- 车削刀柄
- CSV 凸轮车床刀具
- DS 刀柄
- 正面排刀
- Y轴刀柄
- 前车削
- 后车削
- 小径切槽切断螺纹
- 小孔加工
- 滚花车花
- 焊接车刀夹头
- 外圆车削
- 内孔车削
- 螺纹车削
- 切槽切断
- 端面切槽



刀片 (Inserts): A23-A24 零配件 (Toolholder Parts): P01-P04 图示方向 (R) R-Type

刀把型号 Ordering code	尺寸 Dimensions							刀片 Insert	螺丝 Screw	扳手 Wrench	Stock		Order Number	Price (RMB)
	øD _{min}	ød	f	L	L1	H	α°				R	L		
S16Q-SVQBR/L11	22	16	11.5	180	35	15	10°	VB..1103..	M2.5×7	T8	●	●	226900	125
S20R-SVQBR/L11	27	20	14	200	39	19	8°				●	●	226902	145
S20R-SVQBR/L16	27	20	14	200	50	19	10°				●	●	226904	145
S25S-SVQBR/L16	32	25	16.5	250	50	24	8°				●	●	226906	200
S32T-SVQBR/L16	41	32	22.5	300	55	30	10°	VB..1604..	M4×10	T15	●	●	226908	350
S40T-SVQBR/L16	50	40	27	300	55	38	8°				●	●	226910	420
C16R-SVQBR/L11	22	16	11.5	200	25	15	10°				●	●	226914	2640
C20R-SVQBR/L11	27	20	14	200	30	19	8°				●	●	226916	4950

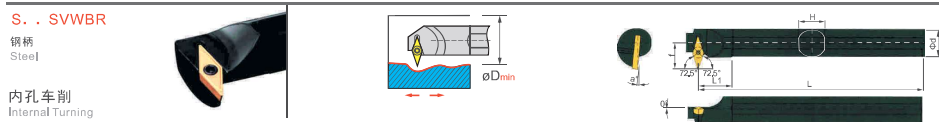
碳化钨钢防震刀杆 (防震效果>8倍柄径) Carbide Steel Shock-Proof Toolholder(Shock-Proof Effect > 8 Times Toolholder Diameter)



刀片 (Inserts): A23-A24 零配件 (Toolholder Parts): P01-P04 图示方向 (R) R-Type

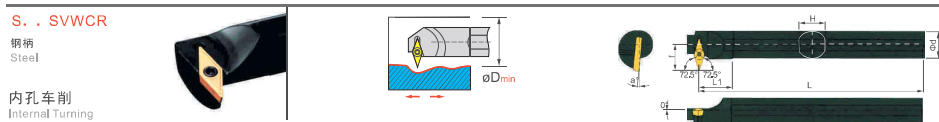
刀把型号 Ordering code	尺寸 Dimensions							刀片 Insert	螺丝 Screw	扳手 Wrench	Stock		Order Number	Price (RMB)
	øD _{min}	ød	f	L	L1	H	α°				R	L		
S16Q-SVQCR/L11	22	16	11.5	180	35	15	10°	VC..1103..	M2.5×7	T8	●	●	226950	125
S20R-SVQCR/L11	27	20	14	200	39	19	8°				●	●	226952	145
S20R-SVQCR/L16	27	20	14	200	50	19	10°				●	●	226954	145
S25S-SVQCR/L16	32	25	16.5	250	50	24	8°				●	●	226956	200
S32T-SVQCR/L16	41	32	22.5	300	55	30	10°	VC..1604..	M4×10	T15	●	●	226958	350
S40T-SVQCR/L16	50	40	27	300	55	38	8°				●	●	226960	420
C16R-SVQCR/L11	22	16	11.5	200	25	15	10°				●	●	226964	2640
C20R-SVQCR/L11	27	20	14	200	30	19	8°				●	●	226966	4950

碳化钨钢防震刀杆 (防震效果>8倍柄径) Carbide Steel Shock-Proof Toolholder(Shock-Proof Effect > 8 Times Toolholder Diameter)



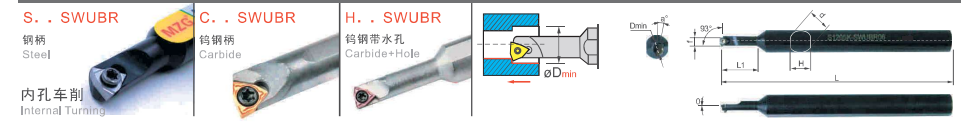
刀片 (Inserts): A23-A24 零配件 (Toolholder Parts): P01-P04 图示方向 (R) R-Type

刀把型号 Ordering code	尺寸 Dimensions							刀片 Insert	螺丝 Screw	扳手 Wrench	Stock		Order Number	Price (RMB)
	øD _{min}	ød	f	L	L1	H	α°				R	L		
S25S-SVWBR/L16	38	25	23	250	33	24	6°	VB..1604..	M4×10	T15	●	●	227100	200
S32T-SVWBR/L16	45	32	26	300	41	30	6°				●	●	227102	350



刀片 (Inserts): A23-A24 零配件 (Toolholder Parts): P01-P04 图示方向 (R) R-Type

刀把型号 Ordering code	尺寸 Dimensions							刀片 Insert	螺丝 Screw	扳手 Wrench	Stock		Order Number	Price (RMB)
	øD _{min}	ød	f	L	L1	H	α°				R	L		
S25S-SVWCR/L16	38	25	23	250	33	24	6°	VC..1604..	M4×10	T15	●	●	227110	200
S32T-SVWCR/L16	45	32	26	300	41	30	6°				●	●	227112	350



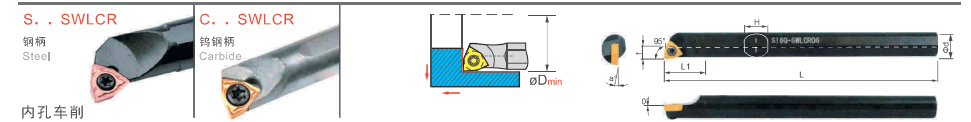
刀片 (Inserts): A19 零配件 (Toolholder Parts): P01-P04 图示方向 (R) R-Type

刀把型号 Ordering code	尺寸 Dimensions							刀片 Insert	螺丝 Screw	扳手 Wrench	Stock		Order Number	Price (RMB)
	øD _{min}	ød	f	L	L1	H	α°				R	L		
S06H-SWUBR/L06	7	6	3.5	100	16	5.4	15°	WB..0601..	M2×4	T6	●	●	227510	132
S0705H-SWUBR/L06	6	7	3	100	16	6	15°				●	●	227512	132
S0805H-SWUBR/L06	6	8	3	100	16	7	15°				●	●	227500	132
S1005K-SWUBR/L06	6	10	3	125	16	9	15°				●	●	227514	132
S1205K-SWUBR/L06	6	12	3	125	20	11	15°				●	●	227516	132
S1605H-SWUBR/L06	6	16	3	125	20	15	15°				●	●	227518	132
S0806J-SWUBR/L06	7	8	3.5	110	20	7	15°				●	●	227520	132
S1006K-SWUBR/L06	7	10	3.5	125	20	9	12°				●	●	227502	132
S1207K-SWUBR/L06	8	12	4	125	25	11	12°				●	●	227504	132
S1607M-SWUBR/L06	8	16	4	150	25	15	12°				●	●	227506	132
C04G-SWUBR/L06	5	4	2.6	90	15	3.6	15°				●	●	227530	400
C05H-SWUBR/L06	6	5	3	100	15	4.5	15°				●	●	227532	400
C06J-SWUBR/L06	7	6	3.5	110	15	5.5	12°	●	●	227536	500			
C07K-SWUBR/L06	8	7	4	125	15	6	12°	●	●	227538	600			
C0807K-SWUBR/L06	8	8	4	125	15	7	12°	●	●	227508	1320			

碳化钨钢防震刀杆 (防震效果>8倍柄径) Carbide Steel Shock-Proof Toolholder(Shock-Proof Effect > 8 Times Toolholder Diameter)

高速钢防震刀杆 (防震效果>5倍柄径) High-Speed Steel Shock-Proof Toolholder(Shock-Proof Effect > 5 Times Toolholder Diameter)

H06J-SWUBR/L06	7	6	3.4	110	12	5.4	15°	●	●	227520	260
H1005K-SWUBR/L06	6	10	3	125	22	9	15°	●	●	227522	260
H1205K-SWUBR/L06	6	12	3	125	22	11	15°	●	●	227526	260



刀片 (Inserts): A19 零配件 (Toolholder Parts): P01-P04 图示方向 (R) R-Type

刀把型号 Ordering code	尺寸 Dimensions							刀片 Insert	螺丝 Screw	扳手 Wrench	Stock		Order Number	Price (RMB)
	øD _{min}	ød	f	L	L1	H	α°				R	L		
S08K-SWLCR/L03	10	8	5	125	25	7	13°	WC..0302..	M2.5×6	T8	●	●	227401	100
S10K-SWLCR/L03	12	10	6	125	25	9	10°				●	●	227403	100
S08K-SWLCR/L04	10	8	5	125	25	7	13°				●	●	227400	100
S10K-SWLCR/L04	13	10	6.5	125	30	9	10°				●	●	227402	100
S12M-SWLCR/L04	16	12	7.5	150	37	11	13°				●	●	227404	100
S12M-SWLCR/L05	15	12	7	150	37	11	12°				●	●	227405	125
S14N-SWLCR/L05	17	14	8.5	160	40	13	10°				●	●	227407	145
S16Q-SWLCR/L06	20	16	9.5	180	40	15	10°				●	●	227406	145
S20R-SWLCR/L06	25	20	11.5	200	40	19	8°				●	●	227408	145
S25S-SWLCR/L06	31	25	14	250	40	24	6°				●	●	227410	200

碳化钨钢防震刀杆 (防震效果>8倍柄径) Carbide Steel Shock-Proof Toolholder(Shock-Proof Effect > 8 Times Toolholder Diameter)

C08K-SWLCR/L03	10	8	5	125	15	7	13°	WC..0302..	M2.5×6	T8	●	●	227420	1260
C10K-SWLCR/L03	12	10	6	125	20	9	10°				●	●	227422	1320
C08K-SWLCR/L04	10	8	5	125	15	7	13°				●	●	227424	1260
C10K-SWLCR/L04	13	10	6.5	125	20	9	10°				●	●	227426	1320
C12M-SWLCR/L04	16	12	7.5	150	20	11	13°				●	●	227428	1560
C12M-SWLCR/L05	15	12	7	150	20	11	12°				●	●	227430	1560
C14N-SWLCR/L05	17	14	8.5	160	25	13	10°				●	●	227432	2000
C16Q-SWLCR/L06	20	16	9.5	180	25	15	10°				●	●	227434	2490
C20R-SWLCR/L06	25	20	11.5	200	30	19	8°				●	●	227436	4800
C25S-SWLCR/L06	31	25	14	250	35	24	6°				●	●	227438	7500