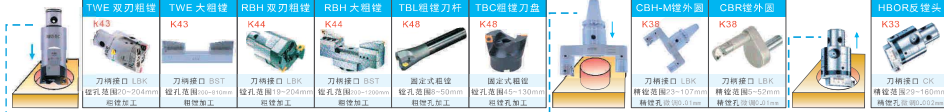


粗镗 Rough boring




镗外圆 Boring Outer Circle

反镗 Reverse boring

粗镗 Rough boring

Boring Outer Circle

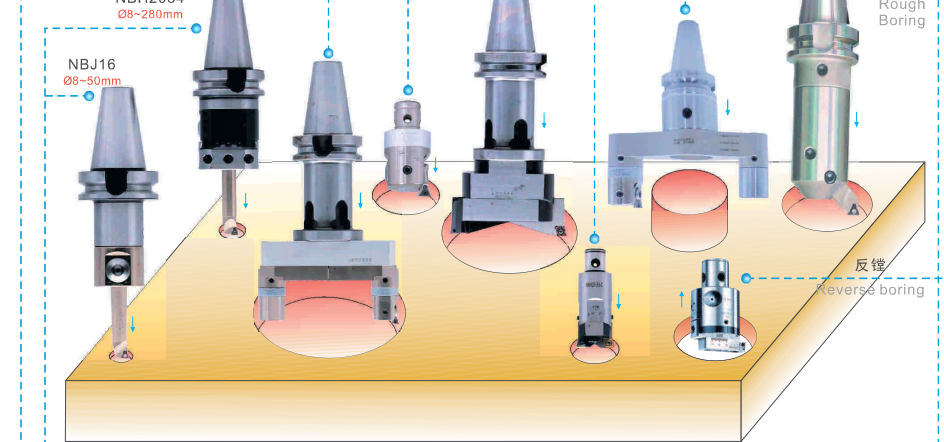
Reverse boring



精镗 Fine boring

粗镗

Rough Boring



粗镗

Rough boring

|  |  |  |  |  |  |
|--|--|--|--|--|--|
| <b>TBS_30°</b><br>K46 刀柄TC...<br>刀杆角度 30°<br>镗孔范围: Ø10-100mm<br>粗镗加工 | <b>TBS_45°</b><br>K46 刀柄TC...<br>刀杆角度 45°<br>镗孔范围: Ø10-100mm<br>粗镗加工 | <b>TBS_90°</b><br>K46 刀柄TC...<br>刀杆角度 90°<br>镗孔范围: Ø10-100mm<br>粗镗加工 | <b>CBS_30°</b><br>K46 刀柄CC...<br>刀杆角度 30°<br>镗孔范围: Ø10-100mm<br>粗镗加工 | <b>CBS_45°</b><br>K46 刀柄CC...<br>刀杆角度 45°<br>镗孔范围: Ø10-100mm<br>粗镗加工 | <b>CBS_90°</b><br>K46 刀柄CC...<br>刀杆角度 90°<br>镗孔范围: Ø10-100mm<br>粗镗加工 |
| <b>BSA 相控</b><br>K45<br>刀柄接口 BT...<br>镗孔范围: Ø10-100mm<br>粗镗加工        | <b>BSA_LBK...</b><br>K45<br>刀柄接口 LBK...<br>镗孔范围: Ø10-100mm<br>粗镗加工   | <b>BSB 相控</b><br>K45<br>刀柄接口 BT...<br>镗孔范围: Ø10-100mm<br>粗镗加工        | <b>BSB_LBK...</b><br>K45<br>刀柄接口 LBK...<br>镗孔范围: Ø10-100mm<br>粗镗加工   | <b>SBS_30°</b><br>K46 刀柄TP...<br>刀杆角度 30°<br>镗孔范围: Ø10-100mm<br>粗镗加工 | <b>SBS_45°</b><br>K46 刀柄TP...<br>刀杆角度 45°<br>镗孔范围: Ø10-100mm<br>粗镗加工 |

精镗

Fine boring

|  |   |  |  |  |  |  |
|--|---|--|--|--|--|--|
| <b>HBOR精镗头</b><br>K33<br>刀柄接口 CK...<br>精镗范围: Ø10-100mm<br>精镗孔范围: Ø0.02mm | <b>HBOR精镗套类</b><br>K34-K35<br>刀柄接口 CK...<br>精镗范围: Ø10-100mm<br>精镗孔范围: Ø0.02mm | <b>钨钢小镗刀</b><br>K34<br>逆配刀柄 HBOR...<br>精镗范围: Ø10mm<br>精镗孔范围: Ø0.02mm | <b>CBH精镗头</b><br>K37<br>刀柄接口 LBK...<br>精镗范围: Ø10-200mm<br>精镗孔范围: Ø0.02mm | <b>CBH大镗头</b><br>K37<br>刀柄接口 LBK...<br>精镗范围: Ø10-200mm<br>精镗孔范围: Ø0.02mm | <b>CBH精镗头</b><br>K44<br>刀柄接口 LBK...<br>精镗范围: Ø10-200mm<br>精镗孔范围: Ø0.02mm | <b>SCT可调整杆</b><br>K44<br>刀柄接口 LBK...<br>精镗范围: Ø10-50mm<br>精镗孔范围: Ø0.02mm |
|--|---|--|--|--|--|--|

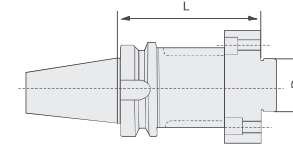
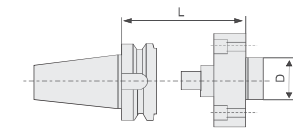
小孔精镗及套装

Small hole fine boring and suit

|  |   |  |  |   |   |  |  |   |   |   |   |
|--|---|--|--|---|---|--|--|---|---|---|---|
| <b>BST 刀柄</b><br>K30<br>适配镗头<br>镗孔范围: Ø1-20mm<br>镗刀柄 | <b>NBH2084刀柄</b><br>K30<br>适配镗头<br>镗孔范围: Ø1-20mm<br>镗刀柄 | <b>BT-LBK刀柄</b><br>K31<br>适配镗头<br>镗孔范围: Ø1-20mm<br>镗刀柄 | <b>SK-LBK刀柄</b><br>K31<br>适配镗头<br>镗孔范围: Ø1-20mm<br>镗刀柄 | <b>HSK-LBK刀柄</b><br>K31<br>适配镗头<br>镗孔范围: Ø1-20mm<br>镗刀柄 | <b>莫纳LBK刀柄</b><br>K30<br>适配镗头<br>镗孔范围: Ø1-20mm<br>镗刀柄 | <b>NT-LBK刀柄</b><br>K32<br>适配镗头<br>镗孔范围: Ø1-20mm<br>镗刀柄 | <b>MT-LBK刀柄</b><br>K32<br>适配镗头<br>镗孔范围: Ø1-20mm<br>镗刀柄 | <b>LBK等径长杆</b><br>K32<br>适配镗头<br>镗孔范围: Ø1-20mm<br>镗刀柄 | <b>LBK异径长杆</b><br>K32<br>适配镗头<br>镗孔范围: Ø1-20mm<br>镗刀柄 | <b>NBJ16 套装</b><br>K44<br>套装 镗头<br>镗孔范围: Ø1-20mm<br>镗刀柄 | <b>NBH2084 套装</b><br>K42<br>套装 镗头<br>镗孔范围: Ø1-20mm<br>镗刀柄 |
|--|---|--|--|---|---|--|--|---|---|---|---|

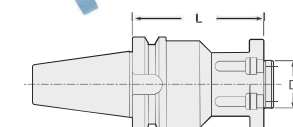
NBH2084 镗头刀柄

NBH2084 Boring Cutter Toolholder



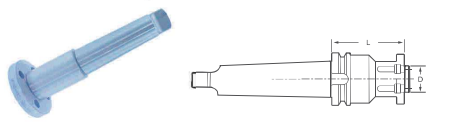
BST 镗头刀柄

BST Boring Cutter Toolholder



BST粗精镗孔刀头基础柄系列 (镗孔范围 > Ø200)

BST Basic Holder For Roughness And Precision Boring Bar (boring Range > Ø200)



| 编码 Order | 型号 Model          | 尺寸 Size (mm) |     | 单价 RMB |
|----------|-------------------|--------------|-----|--------|
|          |                   | D            | L   |        |
| 511000   | BT30-NBH2084      | 35           | 55  | 600    |
| 511002   | BT40-NBH2084      | 35           | 45  | 476    |
| 511004   | BT50-NBH2084      | 35           | 55  | 950    |
| 511006   | NT30-NBH2084      | 35           | 55  | 600    |
| 511008   | NT40-NBH2084(5/8) | 35           | 25  | 600    |
| 511010   | NT40-NBH2084      | 35           | 25  | 600    |
| 511012   | NT50-NBH2084      | 35           | 25  | 1200   |
| 511014   | SK40-NBH2084      | 35           | 55  | 600    |
| 511016   | SK50-NBH2084      | 35           | 55  | 1200   |
| 511018   | BBT40-NBH2084     | 35           | 45  | 2501   |
| 511020   | BBT50-NBH2084     | 35           | 55  | 3500   |
| 511022   | CAT40-NBH2084     | 35           | 55  | 750    |
| 511024   | CAT50-NBH2084     | 35           | 55  | 1500   |
| 511026   | HSK63A-NBH2084    | 35           | 85  | 2501   |
| 511028   | HSK100A-NBH2084   | 35           | 90  | 3500   |
| 511030   | ISO40-NBH2084     | 35           | 45  | 750    |
| 511032   | ISO50-NBH2084     | 35           | 55  | 1500   |
| 511034   | C20-NBH2084       | 35           | 15  | 1001   |
| 511036   | R8-NBH2084        | 35           | 15  | 600    |
| 511038   | BT40-NBH2084-100L | 35           | 100 | 1001   |
| 511040   | BT40-NBH2084-150L | 35           | 150 | 1500   |
| 511042   | BT40-NBH2084-200L | 35           | 200 | 2000   |
| 511044   | BT40-NBH2084-250L | 35           | 250 | 2501   |
| 511046   | BT50-NBH2084-100L | 35           | 100 | 1200   |
| 511048   | BT50-NBH2084-150L | 35           | 150 | 1500   |
| 511050   | BT50-NBH2084-200L | 35           | 200 | 2000   |
| 511052   | BT50-NBH2084-250L | 35           | 250 | 2501   |
| 511054   | BT50-NBH2084-300L | 35           | 300 | 3000   |
| 511056   | MT3-NBH2084       | 35           | 15  | 701    |
| 511058   | MT4-NBH2084       | 35           | 15  | 701    |
| 511060   | MT5-NBH2084       | 35           | 15  | 851    |
| 511062   | MT6-NBH2084       | 35           | 15  | 1100   |
| 511064   | MTB3-NBH2084      | 35           | 15  | 701    |
| 511066   | MTB4-NBH2084      | 35           | 15  | 701    |
| 511068   | MTB5-NBH2084      | 35           | 15  | 851    |
| 511070   | MTB6-NBH2084      | 35           | 15  | 1100   |

| 编码 Order | 型号 Model     | 尺寸 Size (mm) |     | 单价 RMB |
|----------|--------------|--------------|-----|--------|
|          |              | D            | L   |        |
| 511072   | BT40-BST-70  | 50           | 70  | 1100   |
| 511074   | BT40-BST-100 | 50           | 100 | 1100   |
| 511076   | BT40-BST-150 | 50           | 150 | 1301   |
| 511078   | BT40-BST-200 | 50           | 200 | 1400   |
| 511080   | BT50-BST-100 | 50           | 100 | 1100   |
| 511082   | BT50-BST-150 | 50           | 150 | 1301   |
| 511084   | BT50-BST-200 | 50           | 200 | 1400   |
| 511086   | BT50-BST-250 | 50           | 250 | 1751   |
| 511088   | BT50-BST-300 | 50           | 300 | 2000   |
| 511090   | BT50-BST-350 | 50           | 350 | 2250   |
| 511092   | BT50-BST-400 | 50           | 400 | 2501   |
| 511094   | BT50-BST-450 | 50           | 450 | 3251   |
| 511096   | BT50-BST-500 | 50           | 500 | 4001   |
| 511098   | SK40-BST-100 | 50           | 100 | 1500   |
| 511100   | SK40-BST-150 | 50           | 150 | 2000   |
| 511102   | SK50-BST-100 | 50           | 100 | 1500   |
| 511104   | SK50-BST-150 | 50           | 150 | 2000   |
| 511106   | SK50-BST-200 | 50           | 200 | 2501   |
| 511108   | SK50-BST-250 | 50           | 250 | 3000   |
| 511110   | SK50-BST-300 | 50           | 300 | 3500   |
| 511112   | NT50-BST-100 | 50           | 100 | 1500   |
| 511114   | NT50-BST-150 | 50           | 150 | 2000   |

| 编码 Order | 型号 Model    | 尺寸 Size (mm) |     | 单价 RMB |
|----------|-------------|--------------|-----|--------|
|          |             | D            | L   |        |
| 511116   | MT4-BST-100 | 50           | 100 | 1000   |
| 511118   | MT5-BST-100 | 50           | 100 | 1000   |
| 511120   | MT6-BST-100 | 50           | 100 | 1333   |
| 511122   | MT6-BST-150 | 50           | 150 | 1667   |
| 511124   | MT6-BST-200 | 50           | 200 | 2000   |
| 511126   | MT6-BST-250 | 50           | 250 | 2333   |

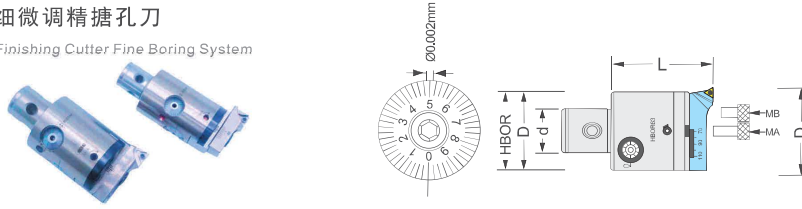
- 快速钻孔
- 镗孔加工系统
- 钻头
- 铰刀
- 快速钻头
- 铲钻
- 定心钻头
- VMD大钻头
- 钻尖
- 空心钻头
- 油路配件
- LBK BST 镗孔刀柄
- HBOR CBI CBH 精镗系统
- NBJ NBH 镗孔套装
- TWE RBH 粗镗系统
- 钻头
- 铰刀

- 快速钻孔
- 镗孔加工系统
- 钻头
- 铰刀
- 快速钻头
- 铲钻
- 定心钻头
- VMD大钻头
- 钻尖
- 空心钻头
- 油路配件
- LBK BST 镗孔刀柄
- HBOR CBI CBH 精镗系统
- NBJ NBH 镗孔套装
- TWE RBH 粗镗系统
- 钻头
- 铰刀



HBOR 极细微调精镗孔刀

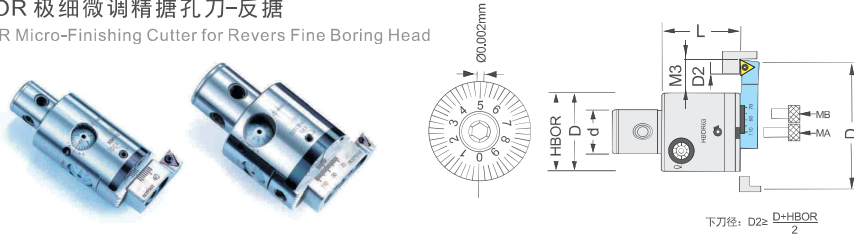
HBOR Micro-Finishing Cutter Fine Boring System



| 编码<br>Order | 型号<br>Model | 镗孔范围<br>Boring Range | 尺寸 Size (mm) |    |  | 组件 Assembly |        |       |                | 重量<br>Weight (kg) | 单价<br>RMB |
|-------------|-------------|----------------------|--------------|----|--|-------------|--------|-------|----------------|-------------------|-----------|
|             |             |                      | D            | L  |  | 主体 Body     | MA     | MB    | 刀片座 Toolholder |                   |           |
| 511750      | HBOR25M     | 29-38                | 25           | 50 |  | HBOR25      | M5x12  |       | S RTP2938      | 0.16              | 8000      |
| 511752      | HBOR32M     | 36-52                | 32           | 63 |  | HBOR32      | M6x12  |       | S RTP3652      | 0.37              | 8000      |
| 511754      | HBOR40M     | 44-68                | 40           | 63 |  | HBOR40      | M6x12  |       | S RTP4468      | 0.53              | 9000      |
| 511756      | HBOR50BM    | 57-90                | 50           | 80 |  | HBOR50      | BM8x20 |       | S RTP5790      | 1.05              | 9000      |
| 511758      | HBOR63BM1   | 70-110               | 63           | 80 |  | HBOR63      | BM8x20 | M8x14 | S RTP70110     | 1.65              | 11000     |
| 511760      | HBOR63BM2   | 110-150              | 63           | 80 |  | HBOR63      | BM8x20 | M8x14 | S RTP110150    | 1.76              | 11000     |

HBOR 极细微调精镗孔刀-反镗

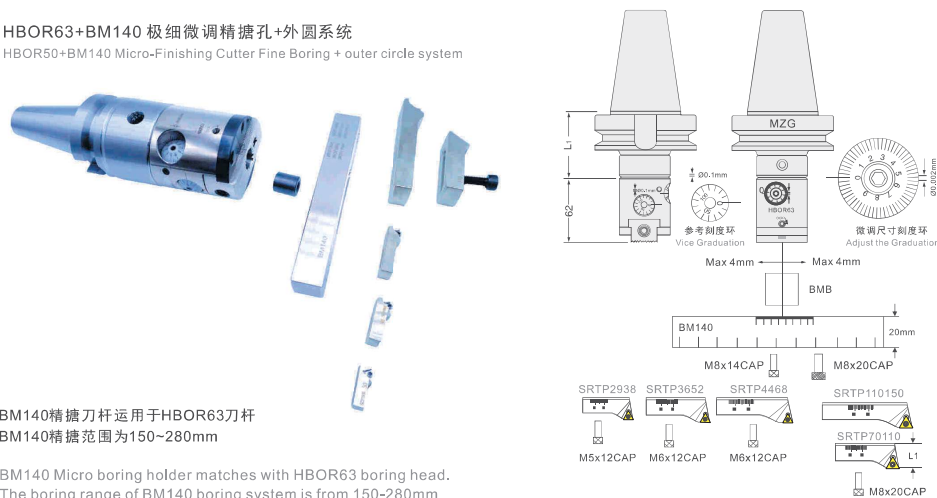
HBOR Micro-Finishing Cutter for Revers Fine Boring Head



| 编码<br>Order | 型号<br>Model | 镗孔范围<br>Boring Range | 尺寸 Size (mm) |      |    | 组件 Assembly |        |       |                | 重量<br>Weight (kg) | 单价<br>RMB |
|-------------|-------------|----------------------|--------------|------|----|-------------|--------|-------|----------------|-------------------|-----------|
|             |             |                      | M3           | M2   | D  | 主体 Body     | MA     | MB    | 刀片座 Toolholder |                   |           |
| 511770      | HBOR25 MK   | 29-38                | 50           | 42   | 25 | HBOR25      | M5x12  |       | FKTP2938       | 0.16              | 10825     |
| 511772      | HBOR32 MK   | 36-52                | 63           | 52.5 | 32 | HBOR32      | M6x12  |       | FKTP3652       | 0.37              | 12925     |
| 511774      | HBOR40 MK   | 44-68                | 63           | 53   | 40 | HBOR40      | M6x12  |       | FKTP4468       | 0.53              | 13475     |
| 511776      | HBOR50 BMK  | 57-90                | 80           | 64.5 | 50 | HBOR50      | BM8x20 |       | FKTP5790       | 1.05              | 12000     |
| 511778      | HBOR63 BMK1 | 70-110               | 80           | 62.5 | 63 | HBOR63      | BM8x20 | M8x14 | FKTP70110      | 1.65              | 13000     |
| 511780      | HBOR63 BMK2 | 110-150              | 80           | 62.5 | 63 | HBOR63      | BM8x20 | M8x14 | FKTP110150     | 1.76              | 13000     |

HBOR63+BM140 极细微调精镗孔+外圆系统

HBOR50+BM140 Micro-Finishing Cutter Fine Boring + outer circle system



BM140精镗刀杆运用于HBOR63刀杆  
BM140精镗范围为150-280mm

BM140 Micro boring holder matches with HBOR63 boring head.  
The boring range of BM140 boring system is from 150-280mm.

HBOR25 极细微调精镗孔系统

HBOR25 Micro-Finishing Cutter Fine Boring System

| 编码<br>Order | 型号<br>Model   | 范围<br>Range | 尺寸 Size (mm) |    | 重量<br>Weight (kg) | 单价<br>RMB |
|-------------|---------------|-------------|--------------|----|-------------------|-----------|
|             |               |             | L1           | Ød |                   |           |
| 511790      | BT30-HBOR25P  | 35          |              |    | 0.63              |           |
| 511792      | BT40-HBOR25P  | 40          |              |    | 1.22              |           |
| 511794      | SK30-HBOR25P  | 30          |              |    | 0.58              |           |
| 511796      | SK40-HBOR25P  | 30          |              |    | 0.72              |           |
| 511798      | HSK63-HBOR25P | 40          |              |    | 0.92              |           |

整体钨钢小镗刀

Carbide small boring cutter

| 编码<br>Order | 型号<br>Model | 范围<br>Range | 尺寸 Size (mm) |    | 重量<br>Weight (kg) | 单价<br>RMB |
|-------------|-------------|-------------|--------------|----|-------------------|-----------|
|             |             |             | L1           | Ød |                   |           |
| 511810      | CA0602-09T  | 2-3.2       | 9            | 2  | 0.01              | 400       |
| 511812      | CA0603-16T  | 3-4.2       | 16           | 3  | 0.01              | 400       |
| 511814      | CA0604-22T  | 5-5.2       | 22           | 4  | 0.02              | 400       |
| 511816      | CA0605-27T  | 5-6.2       | 27           | 5  | 0.02              | 400       |
| 511818      | CA0606-32T  | 6-7.2       | 32           | 6  | 0.02              | 400       |

钨钢防振刀杆

Carbide anti vibration Toolholder

| 编码<br>Order | 型号<br>Model | 范围<br>Range | 深度<br>L1 | 刀片<br>Insert | 螺丝<br>Screw | 扳手<br>Wrench | 重量<br>Weight (kg) | 单价<br>RMB |
|-------------|-------------|-------------|----------|--------------|-------------|--------------|-------------------|-----------|
|             |             |             |          |              |             |              |                   |           |
| 511832      | CB06055-26  | 5.5-6.5     | 26       | CC..03..     | M1.6x3      | T6           | 0.010             | 800       |
| 511834      | CB06060-26  | 6-7         | 26       |              |             |              | 0.011             | 800       |
| 511836      | CB06065-31  | 6.5-7.5     | 31       |              |             |              | 0.015             | 800       |
| 511838      | CB06070-31  | 7-8         | 31       | CC..04..     | M2.0x4      | T6           | 0.016             | 800       |

HBOR32 极细微调精镗孔系统

HBOR32 Micro-Finishing Cutter Fine Boring System

| 编码<br>Order | 型号<br>Model   | 范围<br>Range | 尺寸 Size (mm) |             | 重量<br>Weight (kg) | 单价<br>RMB |
|-------------|---------------|-------------|--------------|-------------|-------------------|-----------|
|             |               |             | L1           | Weight (kg) |                   |           |
| 511850      | BT30-HBOR32P  | 35          |              |             | 0.76              |           |
| 511852      | BT40-HBOR32P  | 40          |              |             | 1.35              |           |
| 511854      | SK30-HBOR32P  | 35          |              |             | 0.71              |           |
| 511856      | SK40-HBOR32P  | 35          |              |             | 1.30              |           |
| 511858      | HSK63-HBOR32P | 40          |              |             | 1.32              |           |

整体钨钢小镗刀

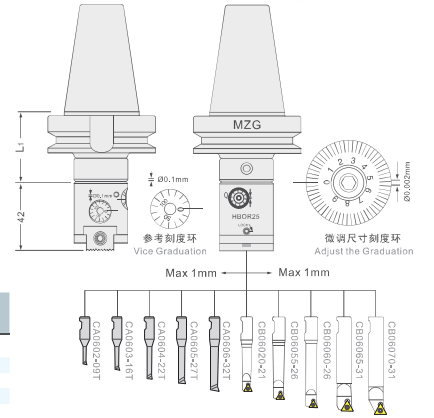

Carbide small boring cutter

| 编码<br>Order | 型号<br>Model | 范围<br>Range | 尺寸 Size (mm) |    | 重量<br>Weight (kg) | 单价<br>RMB |
|-------------|-------------|-------------|--------------|----|-------------------|-----------|
|             |             |             | L1           | Ød |                   |           |
| 511890      | CA0802-09T  | 2-3.2       | 9            | 2  | 0.03              | 600       |
| 511892      | CA0803-16T  | 3-4.2       | 16           | 3  | 0.03              | 600       |
| 511894      | CA0804-22T  | 5-5.2       | 22           | 4  | 0.03              | 600       |
| 511896      | CA0805-27T  | 5-6.2       | 27           | 5  | 0.04              | 600       |
| 511898      | CA0806-32T  | 6-7.2       | 32           | 6  | 0.04              | 600       |
| 511900      | CA0807-37T  | 7-8.2       | 37           | 7  | 0.04              | 600       |
| 511902      | CA0808-42T  | 8-9.2       | 42           | 8  | 0.05              | 600       |

钨钢防振刀杆

Carbide anti vibration Toolholder

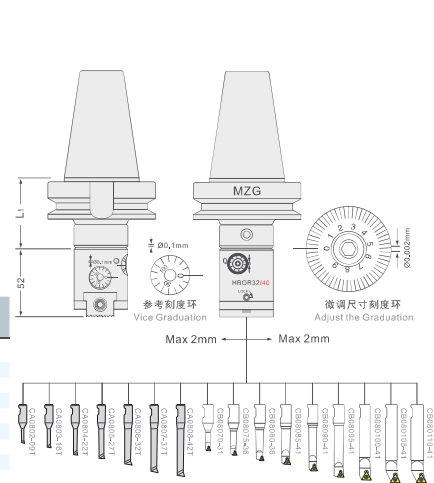
| 编码<br>Order | 型号<br>Model | 范围<br>Range | 深度<br>L1 | 刀片<br>Insert | 螺丝<br>Screw | 扳手<br>Wrench | 重量<br>Weight (kg) | 单价<br>RMB |
|-------------|-------------|-------------|----------|--------------|-------------|--------------|-------------------|-----------|
|             |             |             |          |              |             |              |                   |           |
| 511912      | CB08075-36  | 7.5-8.5     | 36       |              |             |              | 0.025             | 800       |
| 511914      | CB08080-36  | 8-9         | 36       |              |             |              | 0.030             | 800       |
| 511916      | CB08085-41  | 8.5-9.5     | 41       |              |             |              | 0.035             | 800       |
| 511918      | CB08090-41  | 9-10        | 41       | CC..04..     | M2.0x4      | T6           | 0.040             | 800       |
| 511920      | CB08095-41  | 9.5-10.5    | 41       |              |             |              | 0.040             | 800       |
| 511922      | CB08100-41  | 10-11       | 41       |              |             |              | 0.040             | 800       |
| 511924      | CB08105-41  | 10.5-11.5   | 41       |              |             |              | 0.040             | 800       |
| 511926      | CB08110-41  | 11-12       | 41       |              |             |              | 0.040             | 800       |



HBOR40 极细微调精镗孔系统

HBOR40 Micro-Finishing Cutter Fine Boring System

| 编码<br>Order | 型号<br>Model   | 范围<br>Range | 尺寸 Size (mm) |             | 重量<br>Weight (kg) | 单价<br>RMB |
|-------------|---------------|-------------|--------------|-------------|-------------------|-----------|
|             |               |             | L1           | Weight (kg) |                   |           |
| 511870      | BT30-HBOR40P  | 35          |              |             | 0.95              |           |
| 511872      | BT40-HBOR40P  | 40          |              |             | 1.34              |           |
| 511874      | SK30-HBOR40P  | 35          |              |             | 0.9               |           |
| 511876      | SK40-HBOR40P  | 35          |              |             | 1.29              |           |
| 511878      | HSK63-HBOR40P | 45          |              |             | 0.92              |           |

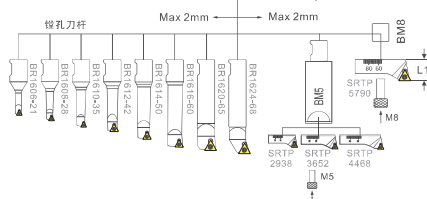
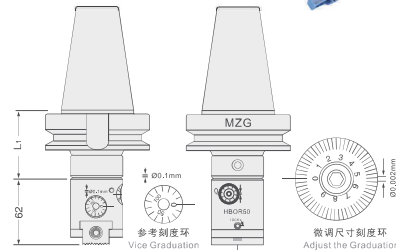




HBOR50 极细微调精镗孔系统

HBOR50 Micro-Finishing Cutter Fine Boring System

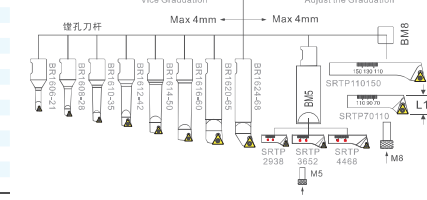
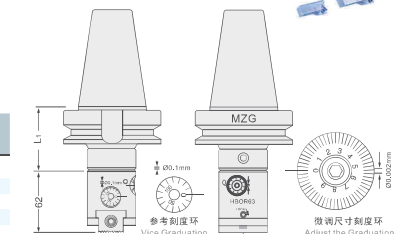
| 编码<br>Order | 型号<br>Model      | 范围<br>Range | L1 | 重量<br>Weight(kg) | 单价<br>RMB |
|-------------|------------------|-------------|----|------------------|-----------|
| 511930      | BT30-HBOR50-14P  | 06-90       | 70 | 5.84             | 19000     |
| 511932      | BT40-HBOR50-14P  | 06-90       | 75 | 6.42             | 19000     |
| 511934      | BT50-HBOR50-14P  | 06-90       | 90 | 9.07             | 20000     |
| 511936      | SK30-HBOR50-14P  | 06-90       | 55 | 5.97             | 19000     |
| 511938      | SK40-HBOR50-14P  | 06-90       | 50 | 6.39             | 19000     |
| 511940      | SK50-HBOR50-14P  | 06-90       | 50 | 8.62             | 20000     |
| 511942      | HSK63-HBOR50-14P | 06-90       | 50 | 6.13             | 21000     |



HBOR63 极细微调精镗孔系统

HBOR63 Micro-Finishing Cutter Fine Boring System

| 编码<br>Order | 型号<br>Model      | 范围<br>Range | L1 | 重量<br>Weight(kg) | 单价<br>RMB |
|-------------|------------------|-------------|----|------------------|-----------|
| 511950      | NT40-HBOR63-15P  | 06-150      | 65 | 7.2              | 21250     |
| 511952      | NT50-HBOR63-15P  | 06-150      | 95 | 9.8              | 22250     |
| 511954      | BT40-HBOR63-15P  | 06-150      | 65 | 7.2              | 21250     |
| 511956      | BT50-HBOR63-15P  | 06-150      | 95 | 9.8              | 22250     |
| 511958      | SK40-HBOR63-15P  | 06-150      | 65 | 7.2              | 21250     |
| 511960      | SK50-HBOR63-15P  | 06-150      | 95 | 9.0              | 22250     |
| 511962      | HSK63-HBOR63-15P | 06-150      | 65 | 7.0              | 23500     |



镗孔刀杆组件

Cutting Insert Toolholder

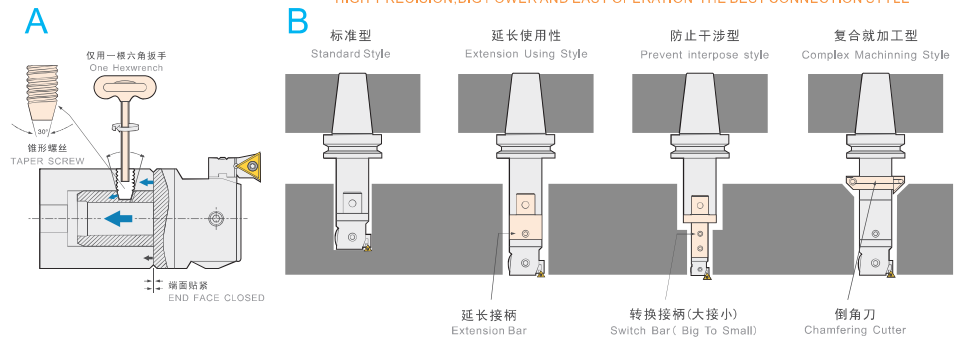


| 编码<br>Order | 型号<br>Model | 范围<br>Range | 深度<br>Depth | 刀片<br>Insert | 螺丝<br>Screw | 扳手<br>Wrench | 重量<br>Weight(kg) | 单价<br>RMB |
|-------------|-------------|-------------|-------------|--------------|-------------|--------------|------------------|-----------|
| 511970      | BR1606-21   | 6-9         | 21          | WB..06..     | M2,0x4      | T6           | 0.04             |           |
| 511972      | BR1608-28   | 8-11        | 28          | TB..06..     | M2,0x4      | T6           | 0.04             |           |
| 511974      | BR1610-35   | 10-13       | 35          | TP..09..     | M2,5x6      | T8           | 0.05             |           |
| 511976      | BR1612-42   | 12-15       | 42          | TP..09..     | M2,5x6      | T8           | 0.06             |           |
| 511978      | BR1614-50   | 14-17       | 50          | TP..09..     | M2,5x6      | T8           | 0.07             |           |
| 511980      | BR1616-60   | 16-20       | 60          | TP..09..     | M2,5x6      | T8           | 0.09             |           |
| 511982      | BR1620-65   | 20-24       | 65          | TP..09..     | M2,5x6      | T8           | 0.11             |           |
| 511984      | BR1624-68   | 24-28       | 68          | TP..11..     | M3,0x8      | T8           | 0.12             |           |
| 511986      | BM5         | -           | 60+         | -            | -           | -            | 0.25             |           |
| 511988      | SRT2938     | 28-38       | +10         | -            | -           | -            | 0.01             |           |
| 511990      | SRT3652     | 36-52       | +12         | TP..09..     | M2,5x6      | T8           | 0.02             |           |
| 511992      | SRT4468     | 44-68       | +12         | -            | -           | -            | 0.03             |           |
| 511994      | BM8         | -           | -           | -            | -           | -            | 0.03             |           |
| 511995      | SRT5790     | 57-90       | +20         | -            | -           | -            | 0.10             |           |
| 511996      | SRT70110    | 70-110      | +20         | TP..11..     | M3,0x8      | T8           | 0.10             |           |
| 511997      | SRT110150   | 110-150     | +20         | -            | -           | -            | 0.21             |           |
| 511998      | BM140       | -           | 20+         | -            | -           | -            | 0.50             |           |

CBH 模块化镗刀系列

CBH Modular Boring Tool

高精度, 强力, 操作方便-理想的连接方式  
HIGH PRECISION, BIG POWER AND EASY OPERATION-THE BEST CONNECTION STYLE



1. 依靠30度锥形螺丝, 把紧固力转换成轴向拉力, 使镗刀端面与本体端面贴紧。(如图A)
2. 模块化设计, 可以自由设定加工直径和有效加工深度, 配备. 转换接头(大接小)减小刀具直径, 即可以确保刚性, 又可以防止干涉, 在配合倒角器可自由组合成最合适的镗削刀具。(如图B)
3. 因镗头与本体的连接精度非常高所以只需对镗头单独密封, 可减轻劳动强度, 提高工作效率, 降低综合成本。

1. Depending on the 30 degree tapered screw, the tightening force is converted into axial tension, so that the end face of the boring cutter and the end face of the main body are closely connected. (as shown in figure a)
2. Modular design, free to set machining diameter and effective machining depth, matching. The change-over joint (large joint and small joint) reduces the tool diameter, which ensures the rigidity. It can also prevent interference, and can be freely combined into the most suitable boring tool (as shown in Fig. b) with the chamferer
3. Because the connection precision between boring head and body is very high, it is necessary to seal the boring head separately, which can reduce the labor intensity, improve the working efficiency and reduce the comprehensive cost.

CBH 产品主要部位名称

The Name Of The Main Part Of Products With CBH

使用顺序

Sequence of use

请参照图示, 按下列顺序1-5顺序操作  
Please Operate The Following Step(1-5)according To The Diagram Figured

1. 松开固定螺丝
2. 按顺时针方向旋转调整旋钮, 使加工直径增大, 调整旋钮刻度为0.01mm。
3. 按逆时针方向旋转调整旋钮, 使加工直径减小。
4. 调整尺寸加工时, 请按同方向微调, 以确保微调精度。
5. 微调至所需尺寸时, 请以适当扭力锁紧固定螺丝。

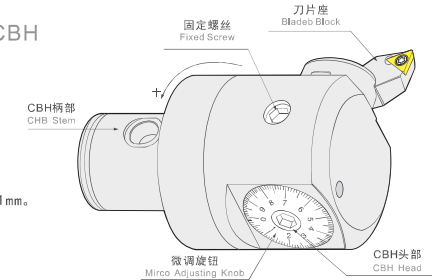
1. Loosen the fixing screw
2. Turn the knob clockwise to increase the machining diameter, and adjust the knob scale to 0.01mm.
3. Turn the knob anticlockwise to reduce the machining diameter.
4. When adjusting the dimension processing, please make fine adjustment in the same direction to ensure the precision of fine adjustment.
5. When fine tuning to the required size, please lock the fixing screw with proper torque.

使用者注意事项

Notices of the user

1. 请使用在加工范围内。
2. 当滑座在已锁紧状态下, 请勿旋转调整旋钮, 否则会导致调整机构被破坏。
3. 滑座之固定, 请使用专用扳手, 以适当扭力来确保锁紧固定螺丝。过度锁紧会导致座体移位, 过松会造成精度不良。
4. 本产品是由精度螺丝. 移动刀片座旋转调整旋钮, 在阻力很大或无法移动是, 请停止调整, 并确保以下事项:
  - ① 固定螺丝是否松开.
  - ② 是否超出调整范围.
  - ③ 当过度旋转调整旋钮时, 会导致本体内部被破坏.

1. Please use in the processing range.
2. When the sliding seat is locked, do not rotate the adjustment knob, otherwise the adjustment mechanism will be damaged.
3. For the fixation of sliding seat, please use a special spanner to ensure that the fixing screw is locked with proper torque. Over locking will lead to displacement of seat body, and over loosening will lead to poor accuracy.
4. This product is made of precision screw and moving blade seat to rotate the adjusting knob. If the resistance is very large or it cannot be moved, please stop adjusting and ensure the following items:
  - ① Whether the fixing screw is loosened
  - ② Whether the adjustment range is exceeded
  - ③ When the adjustment knob is rotated excessively, the interior of the body will be damaged





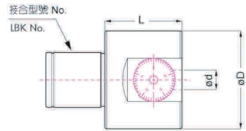


CBI小径微调搪刀系列(搪孔范围 $\phi 3$ - $\phi 50$ mm)

CBI diameter micro adjusting boring cutter series (bore range  $\phi 3$ -  $\phi 50$ mm)

1. CBI小径精搪刀有三种选择, 通用 $\phi 3$ - $\phi 50$ mm小孔径使用, 如使用全钨钢小径搪刀杆可加工 $\phi 3$ - $14$ mm小孔。
2. 调整刻度为圆周50等分, 每格调整尺寸为直径0.01mm, 另有副尺可作更精细之调整。
3. 精密道程螺丝位于内部, 不受切削, 磨损, 生锈等影响, 具有内部润滑, 精研耐用。


1. There are three options for CBI small-diameter fine lining knife, which is generally used for the use of  $\phi 3$ - $\phi 50$ mm small hole. For example, if the full tungsten steel small-diameter lining knife rod is used, the  $\phi 3$ - $14$  mm small hole can be processed.
2. Adjust the scale to 50 equal parts of the circumference, adjust the size of each grid to 0.01mm diameter, and adjust the auxiliary ruler more precisely.
3. The precision path screw is located in the interior, not affected by cutting, abrasion, rust, etc., with internal lubrication and durable finish.



| 编码<br>Order | 型号<br>Model | 接口<br>LBK No. | 范围<br>Range | 微调<br>Fine tuning | 尺寸 Size (mm) |          |    | 重量<br>Weight (kg) | 单价<br>RMB |
|-------------|-------------|---------------|-------------|-------------------|--------------|----------|----|-------------------|-----------|
|             |             |               |             |                   | $\phi d$     | $\phi D$ | L  |                   |           |
| 512200      | CBI4        | LBK4          | 8-24        | 0-2.0             | 10           | 39       | 32 | 0.4               | 4300      |
| 512202      | CBI5        | LBK5          | 8-27        | 0-3.5             | 12           | 50       | 40 | 0.8               | 2900      |
| 512204      | NBJ16       | LBK6          | 8-50        | 0-6.0             | 16           | 64       | 50 | 1.2               | 2000      |

CBI小径微调精搪刀+LBK刀柄(MAS 403 BT)+小径搪刀杆BJ系列

CBI small diameter fine tuning fine boring tool + LBK Toolholder (MAS 403 BT) + small diameter boring bar BJ series



| 编码<br>Order | 型号<br>Model         | 正镗 Boring |      | 反镗 Reverse Boring |     | 组件 Assembly |           |          |               | 重量<br>Weight (kg) | 单价<br>RMB |         |               |
|-------------|---------------------|-----------|------|-------------------|-----|-------------|-----------|----------|---------------|-------------------|-----------|---------|---------------|
|             |                     | 微调 F      | 深度 Z | 接口 LBK NO         | L   | L1          | $\phi D1$ | 范围 Range | 刀柄 Holder     |                   |           | 镗头 Head | 刀杆 Toolholder |
| 512210      | BT30-CBI4-BJ10-6PCS | 0-2.0     | 45   | 4                 | 77  | 45          | 39        | 8-24     | BT30-LBK4-45  | CB14              | BJ10-5PCS | 1.9     | 7200          |
| 512212      | BT30-CBI5-BJ12-6PCS | 0-3.5     | 65   | 5                 | 105 | 65          | 50        | 8-27     | BT30-LBK5-65  | CB15              | BJ12-5PCS | 2.3     | 5300          |
| 512214      | BT40-CBI4-BJ10-6PCS | 0-2.0     | 50   | 4                 | 82  | 50          | 39        | 8-24     | BT40-LBK4-50  | CB14              | BJ10-5PCS | 2.4     | 7200          |
| 512216      | BT40-CBI5-BJ12-6PCS | 0-3.5     | 75   | 5                 | 90  | 75          | 50        | 8-27     | BT40-LBK5-75  | CB15              | BJ12-5PCS | 2.8     | 5300          |
| 512218      | BT50-CBI4-BJ10-6PCS | 0-2.0     | 115  | 4                 | 147 | 115         | 39        | 8-24     | BT50-LBK4-115 | CB14              | BJ10-5PCS | 5.4     | 7500          |
| 512220      | BT50-CBI5-BJ12-6PCS | 0-3.5     | 90   | 5                 | 130 | 90          | 50        | 8-27     | BT50-LBK5-90  | CB15              | BJ12-5PCS | 6.0     | 5600          |

CBI4专用小径镗孔刀杆 BJ型(镗孔范围 $\phi 8$ - $\phi 24$ mm)

CBI4 special small diameter boring bar BJ type (boring range  $\phi 8$ - $\phi 24$ mm)

| 编码<br>Order | 型号<br>Model | 尺寸 Size (mm) |          |    |    | 刀片<br>Insert | 螺丝<br>Screw | 扳手<br>Wrench | 图示<br>Fig | 重量<br>Weight (kg) | 单价<br>RMB |
|-------------|-------------|--------------|----------|----|----|--------------|-------------|--------------|-----------|-------------------|-----------|
|             |             | $\phi d$     | $\phi D$ | L  | L2 |              |             |              |           |                   |           |
| 512230      | BJ1006-24   | 6-9          | 10       | 64 | 24 | WB..06..     | M2,0x4      | T6           | 1         | 0.020             | 200       |
| 512232      | BJ1008-32   | 8-10         | 10       | 64 | 32 | TB..06..     | M2,0x4      | T6           | 1         | 0.025             | 200       |
| 512234      | BJ1010-40   | 10-12        | 10       | 72 | 40 |              |             |              |           | 0.035             | 200       |
| 512236      | BJ1012-45   | 12-16        | 10       | 77 | 45 | TP..09..     | M2,5x6      | T8           | 2         | 0.045             | 200       |
| 512238      | BJ1016-45   | 16-20        | 10       | 77 | 22 |              |             |              |           | 0.045             | 200       |
| 512240      | BJ1020-45   | 20-25        | 10       | 77 | 25 |              |             |              |           | 0.045             | 200       |

CBI5专用小径镗孔刀杆 BJ型(镗孔范围 $\phi 8$ - $\phi 27$ mm)

CBI5 special small diameter boring bar BJ type (boring range  $\phi 8$ - $\phi 27$ mm)


| 编码<br>Order | 型号<br>Model | 尺寸 Size (mm) |          |    |    | 刀片<br>Insert | 螺丝<br>Screw | 扳手<br>Wrench | 图示<br>Fig | 重量<br>Weight (kg) | 单价<br>RMB |
|-------------|-------------|--------------|----------|----|----|--------------|-------------|--------------|-----------|-------------------|-----------|
|             |             | $\phi d$     | $\phi D$ | L  | L2 |              |             |              |           |                   |           |
| 512250      | BJ1206-24   | 6-9          | 12       | 64 | 24 | WB..06..     | M2,0x4      | T6           | 1         | 0.020             | 200       |
| 512252      | BJ1208-32   | 8-10         | 12       | 64 | 32 | TB..06..     | M2,0x4      | T6           | 1         | 0.025             | 200       |
| 512254      | BJ1210-40   | 10-12        | 12       | 72 | 40 |              |             |              |           | 0.035             | 200       |
| 512256      | BJ1212-45   | 12-16        | 12       | 77 | 45 | TP..09..     | M2,5x6      | T8           | 2         | 0.045             | 200       |
| 512258      | BJ1216-45   | 16-20        | 12       | 77 | 22 |              |             |              |           | 0.045             | 200       |
| 512260      | BJ1220-45   | 20-25        | 12       | 77 | 25 |              |             |              |           | 0.045             | 200       |

※ 切削加工时, 小径镗刀杆以3倍直径伸出量为佳。

※ When machining path of boring bar with 3 times the diameter of stickout is preferred.

ST抗震钨钢刀杆

ST Shockproof tungsten steel pole




| 编码<br>Order | 型号<br>Model  | 范围<br>Range | 组合镗头<br>Modular Boring | 尺寸 Size (mm) |          |     | 单价<br>RMB |
|-------------|--------------|-------------|------------------------|--------------|----------|-----|-----------|
|             |              |             |                        | M            | $\phi D$ | L   |           |
| 512270      | ST 08-W5-100 | 9-13        | BE09, BE10.5           | M5           | 8        | 100 | 900       |
| 512272      | 08-W5-145    | 9-13        | BE09, BE10.5           | M5           | 8        | 145 | 1125      |
| 512274      | 10-W6-120    | 12-15       | BE12                   | M6           | 10       | 120 | 900       |
| 512276      | 10-W6-160    | 12-15       | BE12                   | M6           | 10       | 160 | 1040      |
| 512278      | 12-W6-120    | 14-17       | BE14, BE16             | M6           | 12       | 120 | 1040      |
| 512280      | 12-W6-160    | 14-17       | BE14, BE16             | M6           | 12       | 160 | 1300      |
| 512282      | 14-W6-160    | 16-20       | BE16                   | M6           | 14       | 160 | 1625      |
| 512284      | 14-W6-200    | 16-20       | BE16                   | M6           | 14       | 200 | 2250      |
| 512286      | 16-W10-160   | 18-42       | BE18-BE40              | M10          | 16       | 160 | 2000      |
| 512288      | 16-W10-200   | 18-42       | BE18-BE40              | M10          | 16       | 200 | 2375      |

镗孔深度不超过刀柄直径的六倍时抗震效果较好。

When the boring depth is less than six times the diameter of the shank, the anti-seismic effect is better.

BE 组合式镗头

BE Combined boring head




| 编码<br>Order | 型号<br>Model | 尺寸 Size (mm) |    |    | 刀片<br>Insert | 螺丝<br>Screw | 扳手<br>Wrench | 单价<br>RMB |
|-------------|-------------|--------------|----|----|--------------|-------------|--------------|-----------|
|             |             | $\phi d$     | H  | L  |              |             |              |           |
| 512700      | BE09A       | 9            | 7  | 18 | M5           |             |              | 250       |
| 512702      | BE10.5A     | 10.5         | 7  | 18 | M5           |             |              | 250       |
| 512704      | BE12A       | 12           | 8  | 23 | M6           |             |              | 250       |
| 512706      | BE14A       | 14           | 10 | 23 | M6           |             |              | 250       |
| 512708      | BE16A       | 16           | 10 | 23 | M6           |             |              | 250       |
| 512710      | BE18A       | 18           | 14 | 27 | M10          |             |              | 250       |
| 512712      | BE20A       | 20           | 14 | 27 | M10          |             |              | 250       |
| 512714      | BE22A       | 22           | 14 | 27 | M10          |             |              | 250       |
| 512716      | BE24A       | 24           | 14 | 27 | M10          |             |              | 250       |
| 512718      | BE26A       | 26           | 14 | 27 | M10          |             |              | 250       |
| 512720      | BE28A       | 28           | 14 | 27 | M10          |             |              | 250       |
| 512722      | BE30A       | 30           | 14 | 27 | M10          |             |              | 350       |
| 512724      | BE32A       | 32           | 14 | 27 | M10          |             |              | 350       |
| 512726      | BE34A       | 34           | 14 | 27 | M10          |             |              | 350       |
| 512728      | BE36A       | 36           | 14 | 27 | M10          |             |              | 500       |
| 512730      | BE38A       | 38           | 14 | 27 | M10          |             |              | 500       |
| 512732      | BE40A       | 40           | 14 | 27 | M10          |             |              | 500       |

注: 以上三种配件可配镗头CBI4、CBI5、CBI6、NBJ16、NBH2084使用。

CBI/NBJ/NBH 专用变径套

CBI / NBJ / NBH Special Conversion Collet

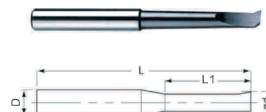


| 编码<br>Order | 型号<br>Model | 尺寸 Size (mm) |          |    | 单价<br>RMB |
|-------------|-------------|--------------|----------|----|-----------|
|             |             | $\phi d$     | $\phi D$ | L  |           |
| 512740      | CBI 10-4    | 4            | 10       | 35 | 250       |
| 512742      | 10-6        | 6            | 10       | 35 | 250       |
| 512744      | 10-8        | 8            | 10       | 35 | 250       |
| 512746      | CBI 12-4    | 4            | 12       | 35 | 250       |
| 512748      | 12-6        | 6            | 12       | 35 | 250       |
| 512750      | 12-8        | 8            | 12       | 35 | 250       |
| 512752      | 12-10       | 10           | 12       | 35 | 250       |

| 编码<br>Order | 型号<br>Model | 尺寸 Size (mm) |          |    | 单价<br>RMB |
|-------------|-------------|--------------|----------|----|-----------|
|             |             | $\phi d$     | $\phi D$ | L  |           |
| 512754      | NBJ 16-4    | 4            | 16       | 37 | 250       |
| 512756      | 16-6        | 6            | 16       | 37 | 250       |
| 512758      | 16-8        | 8            | 16       | 37 | 250       |
| 512760      | 16-10       | 10           | 16       | 37 | 250       |
| 512762      | 16-12       | 12           | 16       | 37 | 250       |
| 512764      | 16-14       | 14           | 16       | 37 | 250       |
| 512766      | NBH 2084-8  | 8            | 20       | 37 | 250       |
| 512768      | 2084-10     | 10           | 20       | 37 | 250       |
| 512770      | 2084-12     | 12           | 20       | 37 | 250       |
| 512772      | 2084-16     | 16           | 20       | 37 | 250       |

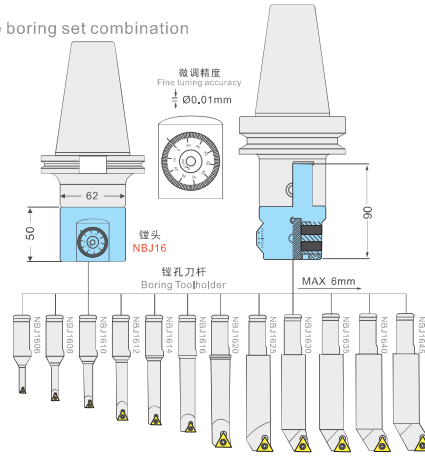
CBI系列专用小径钨钢镗孔刀

CBI Series special small diameter carbide boring cutter



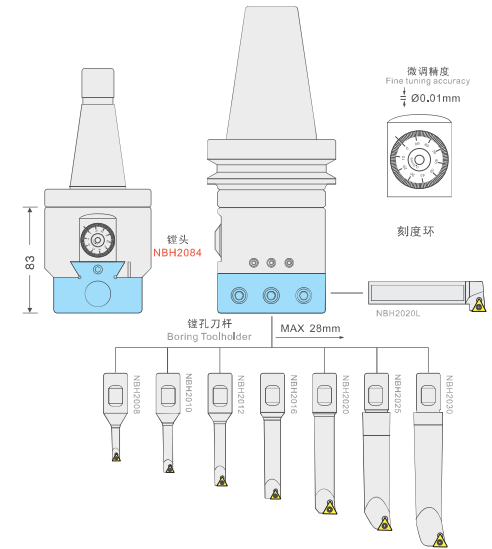
| 编码<br>Order | 型号<br>Model | 尺寸 Size (mm) |    |    |          | 镗孔范围 Boring Range |             |             | 重量<br>Weight (kg) | 单价<br>RMB |
|-------------|-------------|--------------|----|----|----------|-------------------|-------------|-------------|-------------------|-----------|
|             |             | $\phi D$     | L  | L1 | $\phi d$ | CBI4<br>max       | CBI5<br>max | CBI6<br>max |                   |           |
| 512780      | CBI 0403-15 | 4            | 50 | 15 | 3        | 7                 | 10          | 13          | 0.015             | 510       |
| 512782      | CBI 0404-20 | 4            | 50 | 20 | 4        | 8                 | 11          | 14          | 0.015             | 540       |
| 512784      | CBI 0605-25 | 6            | 60 | 25 | 5        | 9                 | 12          | 15          | 0.020             | 600       |
| 512786      | CBI 0806-30 | 6            | 60 | 30 | 6        | 10                | 13          | 16          | 0.020             | 600       |
| 512788      | CBI 0808-35 | 8            | 75 | 35 | 8        | 12                | 15          | 18          | 0.055             | 750       |
| 512790      | CBI 1010-40 | 10           | 75 | 40 | 10       | 14                | 17          | 20          | 0.060             | 900       |

NBJ-16微调精镗套装组合 NBJ-16 Fine tuning fine boring set combination



| 编码<br>Order | 型号<br>Model   | 单价<br>RMB | 编码<br>Order | 型号<br>Model      | 单价<br>RMB |
|-------------|---------------|-----------|-------------|------------------|-----------|
| 512800      | NT30-NBJ16-8P | 2000      | 512820      | HSK63A-NBJ16-8P  | 2800      |
| 512802      | NT40-NBJ16-8P | 2000      | 512822      | HSK100A-NBJ16-8P | 3400      |
| 512804      | NT50-NBJ16-8P | 2200      | 512824      | CAT40-NBJ16-8P   | 2200      |
| 512806      | BT30-NBJ16-8P | 2000      | 512826      | CAT50-NBJ16-8P   | 2400      |
| 512808      | BT40-NBJ16-8P | 2000      | 512828      | C32-BSJ16-8P     | 2000      |
| 512810      | BT50-NBJ16-8P | 2200      | 512830      | MT4-NBJ16-8P     | 2200      |
| 512812      | SK40-NBJ16-8P | 2000      | 512832      | MT5-NBJ16-8P     | 2300      |
| 512814      | SK50-NBJ16-8P | 2200      | 512834      | MT6-NBJ16-8P     | 2400      |
| 512816      | R8-NBJ16-8P   | 2000      | 512836      | C20-NBJ16-8P     | 2200      |

NBH2084 微调精镗套装组合 NBH2084 Fine tuning fine boring set combination



| 编码<br>Order | 型号<br>Model     | 重量<br>Weight(kg) | 单价<br>RMB |
|-------------|-----------------|------------------|-----------|
| 512500      | R8-NBH2084-8P   | 10.0             | 2000      |
| 512502      | NT30-NBH2084-8P | 8.4              | 2000      |
| 512504      | NT40-NBH2084-8P | 9.3              | 2000      |
| 512506      | NT50-NBH2084-8P | 10.8             | 2200      |
| 512508      | BT40-NBH2084-8P | 9.5              | 2000      |
| 512510      | BT50-NBH2084-8P | 12.0             | 2200      |

NBJ16专用小径镗孔刀杆 NBJ型 (镗孔范围Ø8-Ø50mm)

NBJ16 special small diameter boring bar NBJ type (boring range Ø 8-Ø 50mm)

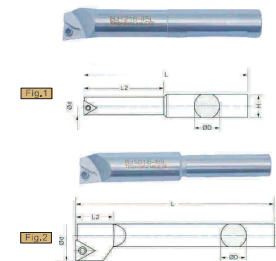
| 编码<br>Order | 型号<br>Model | 尺寸 Size (mm) |    |     |     | 刀片<br>Insert | 螺丝<br>Screw | 扳手<br>Wrench | 图示<br>Fig | 重量<br>Weight(kg) | 单价<br>RMB |
|-------------|-------------|--------------|----|-----|-----|--------------|-------------|--------------|-----------|------------------|-----------|
|             |             | Ød           | ØD | L   | L2  |              |             |              |           |                  |           |
| 512840      | NBJ1606-24  | 6-9          | 16 | 62  | 24  | WB..06..     |             |              |           | 0.077            | 200       |
| 512842      | NBJ1608-32  | 8-11         | 16 | 80  | 32  |              |             |              |           | 0.077            | 200       |
| 512844      | NBJ1608-90  | 8-11         | 16 | 138 | 90  |              |             |              |           | 0.100            | 300       |
| 512846      | NBJ1610-40  | 10-13        | 16 | 87  | 40  | TB..06..     | M2,0x4      | T6           | 1         | 0.082            | 200       |
| 512848      | NBJ1610-90  | 10-13        | 16 | 138 | 90  |              |             |              |           | 0.110            | 300       |
| 512850      | NBJ1612-53  | 12-15        | 16 | 98  | 53  |              |             |              |           | 0.095            | 200       |
| 512852      | NBJ1612-90  | 12-15        | 16 | 138 | 90  |              |             |              |           | 0.130            | 300       |
| 512854      | NBJ1614-60  | 14-17        | 16 | 108 | 60  |              |             |              |           | 0.110            | 200       |
| 512856      | NBJ1614-100 | 14-17        | 16 | 148 | 100 |              |             |              |           | 0.155            | 300       |
| 512858      | NBJ1616-68  | 16-21        | 16 | 110 | 68  | TP..09..     | M2,5x6      | T8           | 1         | 0.143            | 200       |
| 512860      | NBJ1616-100 | 16-21        | 16 | 148 | 100 |              |             |              |           | 0.210            | 300       |
| 512862      | NBJ1616-120 | 16-21        | 16 | 168 | 120 |              |             |              |           | 0.260            | 400       |
| 512864      | NBJ1616-150 | 16-21        | 16 | 198 | 150 |              |             |              |           | 0.290            | 500       |
| 512866      | NBJ1620-83  | 20-26        | 16 | 125 | 83  |              |             |              |           | 0.203            | 200       |
| 512868      | NBJ1620-150 | 20-26        | 16 | 198 | 150 |              |             |              |           | 0.300            | 400       |
| 512870      | NBJ1620-200 | 20-26        | 16 | 248 | 200 |              |             |              |           | 0.390            | 500       |
| 512872      | NBJ1625-90  | 25-31        | 16 | 128 | 90  |              |             |              |           | 0.275            | 200       |
| 512874      | NBJ1625-150 | 25-31        | 16 | 198 | 150 |              |             |              |           | 0.390            | 400       |
| 512876      | NBJ1625-200 | 25-31        | 16 | 248 | 200 |              |             |              |           | 0.510            | 500       |
| 512878      | NBJ1630-90  | 30-36        | 16 | 128 | 90  | TP..11..     | M3,0x8      | T8           | 2         | 0.275            | 200       |
| 512880      | NBJ1630-150 | 30-36        | 16 | 198 | 150 |              |             |              |           | 0.415            | 400       |
| 512882      | NBJ1630-200 | 30-36        | 16 | 248 | 200 |              |             |              |           | 0.520            | 500       |
| 512884      | NBJ1635-90  | 35-41        | 16 | 128 | 90  |              |             |              |           | 0.283            | 300       |
| 512886      | NBJ1640-90  | 40-46        | 16 | 128 | 90  |              |             |              |           | 0.286            | 300       |
| 512888      | NBJ1645-90  | 45-51        | 16 | 128 | 90  |              |             |              |           | 0.310            | 300       |

※ 1.黑色标示规格为套装常用规格  
2.切削加工时, 小径镗刀杆以3倍直径伸出量为佳。

※ 1.The black mark specification is the common specification of the set,  
2.When machining path of boring bar with 3 times the diameter of stickout is preferred.

NBH20专用小径镗孔刀杆 NBH型 (镗孔范围Ø8-Ø280mm)

NBH20 special small diameter boring bar NBH type (boring range Ø 8-Ø 280mm)



| 编码<br>Order | 型号<br>Model    | 尺寸 Size (mm) |    |     | 刀片<br>Insert | 螺丝<br>Screw | 扳手<br>Wrench | 图示<br>Fig | 重量<br>Weight(kg) | 单价<br>RMB |     |
|-------------|----------------|--------------|----|-----|--------------|-------------|--------------|-----------|------------------|-----------|-----|
|             |                | Ød           | ØD | L   |              |             |              |           |                  |           |     |
| 512520      | NBH2008-32     | 8-11         | 20 | 80  | 32           |             |              |           | 0.095            | 200       |     |
| 512522      | NBH2008-90     | 8-11         | 20 | 140 | 90           |             |              |           | 0.135            | 300       |     |
| 512524      | NBH2010-40     | 10-13        | 20 | 87  | 40           | TB..06..    | M2,0x4       | T6        | 1                | 0.095     | 200 |
| 512526      | NBH2010-90     | 10-13        | 20 | 140 | 90           |             |              |           | 0.139            | 300       |     |
| 512528      | NBH2012-53     | 12-17        | 20 | 98  | 53           |             |              |           | 0.12             | 200       |     |
| 512530      | NBH2012-90     | 12-17        | 20 | 140 | 90           |             |              |           | 0.175            | 300       |     |
| 512532      | NBH2016-68     | 16-21        | 20 | 110 | 68           | TP..09..    | M2,5x6       | T8        | 1                | 0.16      | 200 |
| 512534      | NBH2016-100    | 16-21        | 20 | 150 | 100          |             |              |           | 0.24             | 300       |     |
| 512536      | NBH2016-150    | 16-21        | 20 | 200 | 150          |             |              |           | 0.31             | 400       |     |
| 512538      | NBH2020-83     | 20-130       | 20 | 123 | 83           |             |              |           | 0.22             | 200       |     |
| 512540      | NBH2020-125    | 20-130       | 20 | 175 | 125          |             |              |           | 0.31             | 300       |     |
| 512542      | NBH2020-150    | 20-130       | 20 | 200 | 150          |             |              |           | 0.40             | 400       |     |
| 512544      | NBH2020-200    | 20-130       | 20 | 250 | 200          |             |              |           | 0.50             | 500       |     |
| 512546      | NBH2020-250    | 20-130       | 20 | 300 | 250          |             |              |           | 0.60             | 600       |     |
| 512548      | NBH2025-96     | 25-135       | 20 | 137 | 96           |             |              |           | 0.34             | 200       |     |
| 512550      | NBH2025-150    | 25-135       | 20 | 200 | 150          |             |              |           | 0.55             | 400       |     |
| 512552      | NBH2025-200    | 25-135       | 20 | 250 | 200          |             |              |           | 0.65             | 500       |     |
| 512554      | NBH2025-250    | 25-135       | 20 | 300 | 250          |             |              |           | 0.77             | 600       |     |
| 512556      | NBH2030-115    | 30-140       | 20 | 152 | 115          | TP..11..    | M3,0x8       | T8        | 2                | 0.54      | 200 |
| 512558      | NBH2030-150    | 30-140       | 20 | 200 | 150          |             |              |           | 0.72             | 400       |     |
| 512560      | NBH2030-200    | 30-140       | 20 | 250 | 200          |             |              |           | 0.91             | 500       |     |
| 512562      | NBH2030-250    | 30-140       | 20 | 300 | 250          |             |              |           | 1.09             | 600       |     |
| 512564      | NBH2020-L      | 120-200      | 20 | 100 | 15           |             |              |           | 0.23             | 200       |     |
| 512566      | NBH2020L20-150 | 160-280      | 20 | 150 | 20           |             |              |           | 0.34             | 400       |     |
| 512568      | NBH2020L20-200 | 280-330      | 20 | 200 | 20           |             |              |           | 0.41             | 500       |     |

※ 1.黑色标示规格为套装常用规格

2.切削加工时, 小径镗刀杆以3倍直径伸出量为佳。

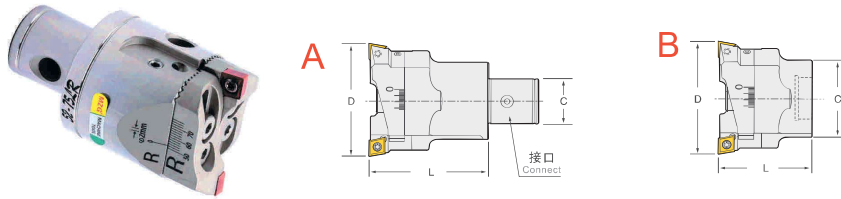
※ 1.The black mark specification is the common specification of the set,

2.When machining path of boring bar with 3 times the diameter of stickout is preferred.



TWE锯齿式双刃粗镗头 (加工范围20-204mm)

TWE Saw tooth type double edge rough boring head  
Boring Range 20-204mm



| 编码<br>Order | 型号<br>Model | 接口<br>Connect | 尺寸 Size (mm) |    |     | 镗孔范围<br>Boring Range | 刀片<br>Insert | 螺丝<br>Screw | 刀片<br>Wrench | 重量<br>Weight(kg) | 单价<br>RMB |
|-------------|-------------|---------------|--------------|----|-----|----------------------|--------------|-------------|--------------|------------------|-----------|
|             |             |               | Fig          | C  | L   |                      |              |             |              |                  |           |
| 512600      | TWE2026-C   | LBK1          | A            | 19 | 30  | 20-26                | CC..0602..   | M2.5x6      | T8           | 0.1              | 857       |
| 512602      | TWE2533-C   | LBK2          | A            | 24 | 40  | 25-33                |              |             |              | 0.2              | 914       |
| 512604      | TWE3242-C   | LBK3          | A            | 31 | 50  | 32-42                |              |             |              | 0.3              | 980       |
| 512606      | TWE4054-C   | LBK4          | A            | 39 | 60  | 40-54                | CC..09T3..   | M4.0x8      | T15          | 0.5              | 1029      |
| 512608      | TWE5270-C   | LBK5          | A            | 50 | 70  | 52-70                |              |             |              | 0.8              | 1429      |
| 512610      | TWE6895-C   | LBK6          | A            | 64 | 90  | 68-95                |              |             |              | 1.6              | 1571      |
| 512612      | TWE90122-C  | LBK6          | A            | 95 | 100 | 90-122               |              |             |              | 2.8              | 1556      |
| 512614      | TWE120164-C | BST           | B            | 95 | 120 | 120-164              | CC..1204..   | M5.0x12     | T20          | 3.0              | 2667      |
| 512616      | TWE160204-C | BST           | B            | 95 | 150 | 160-204              |              |             |              | 3.8              | 3556      |

特点/Feature

1. 通用单刃镗孔, 双刃镗孔及高低阶镗孔。镗孔范围: LBK分体式20-122, BST分体式120-910。
  2. 新型锯齿滑座设计, 加工时滑座承受的二个作用力相互抵消, 具备良好的刚性和切削力, 适用各形态的镗孔作业。
  3. 可依不同加工需求, 轻易调整镗刀, 快速完成少量多样的加工。加工深度可配合延长杆至所需长度。
  4. 精密的侧边刻度, 协助使用者轻易调整到所需的孔径范围。
  5. 适用在各型切削中心机或镗床配合使用, 并可通装各厂商规格相同的刀片。节省刀具加工时间并大幅度提高镗孔效率。
  6. 高低阶设计, 平刃或高低刃均可采用。
  7. 直径120以上大孔径镗刀, 使用直接组件, 结构简单刚性强。
1. It is suitable for single edge boring, double edge boring and high and low-level boring. Boring range: LBK split type 20-122, BST split type 120-910.
  2. The new serrated sliding seat design, when machining, the two forces on the sliding seat offset each other, has good rigidity and cutting force, and is suitable for all kinds of boring operations.
  3. The boring cutter can be adjusted easily according to different processing requirements to complete a small number of diverse processing quickly. The machining depth can be matched with the extension rod to the required length.
  4. Precise side scale helps users easily adjust to the required aperture range.
  5. It is suitable for use with all kinds of cutting center machines or boring machines, and can be installed with blades of the same specification from all manufacturers. It can save machining time and improve boring efficiency.
  6. High and low break difference design, both flat blade and high and low blade can be used.
  7. Large bore boring cutter with diameter more than 120, using direct components, simple structure and strong rigidity.

TWE大径太空铝双刃粗镗头(减重型) 加工范围200-800mm

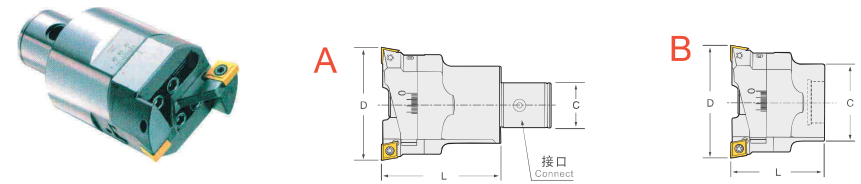
TWE Large diameter space aluminum double edge rough boring head (reduced heavy) Boring Range 200-800mm



| 编码<br>Order | 型号<br>Model | 接口<br>Connect | 尺寸 Size (mm) |    | 镗孔范围<br>Boring Range | 刀片<br>Insert | 螺丝<br>Screw | 扳手<br>Wrench | 重量<br>Weight(kg) | 单价<br>RMB |
|-------------|-------------|---------------|--------------|----|----------------------|--------------|-------------|--------------|------------------|-----------|
|             |             |               | C            | L  |                      |              |             |              |                  |           |
| 512620      | TWE200-310  | BST           | 190          | 80 | 200-310              |              |             |              | 3.7              | 3429      |
| 512622      | TWE300-410  | BST           | 290          | 80 | 300-410              |              |             |              | 4.7              | 6786      |
| 512624      | TWE400-510  | BST           | 390          | 80 | 400-510              | CC..1204..   | M5.0x12     | T20          | 5.7              | 8214      |
| 512626      | TWE500-610  | BST           | 490          | 80 | 500-610              |              |             |              | 7.0              | 8571      |
| 512628      | TWE600-710  | BST           | 590          | 80 | 600-710              |              |             |              | 8.0              | 16071     |
| 512630      | TWE700-810  | BST           | 690          | 80 | 700-810              |              |             |              | 9.5              | 19643     |

RBH双刃粗镗头 (加工范围20-204mm)

RBH double edge rough boring head (Boring Range 20-204mm)



| 编码<br>Order | 型号<br>Model | 接口<br>Connect | 尺寸 Size (mm) |    |     | 镗孔范围<br>Boring Range | 刀片<br>Insert | 螺丝<br>Screw | 刀片<br>Wrench | 重量<br>Weight (kg) | 单价<br>RMB |
|-------------|-------------|---------------|--------------|----|-----|----------------------|--------------|-------------|--------------|-------------------|-----------|
|             |             |               | Fig          | C  | L   |                      |              |             |              |                   |           |
| 512640      | RBH1926-C   | LBK1          | A            | 19 | 50  | 19-26                | CC..0602..   | M2.5x6      | T8           | 0.1               | 325       |
| 512642      | RBH2533-C   | LBK2          | A            | 24 | 50  | 25-33                |              |             |              | 0.2               | 325       |
| 512644      | RBH3242-C   | LBK3          | A            | 31 | 55  | 32-42                |              |             |              | 0.3               | 375       |
| 512646      | RBH4055-C   | LBK4          | A            | 39 | 75  | 40-55                | CC..09T3..   | M4.0x8      | T15          | 0.5               | 500       |
| 512648      | RBH5270-C   | LBK5          | A            | 50 | 75  | 52-70                |              |             |              | 0.8               | 800       |
| 512650      | RBH6892-C   | LBK6          | A            | 64 | 85  | 68-92                |              |             |              | 1.6               | 1000      |
| 512652      | RBH90122-C  | LBK6          | A            | 95 | 100 | 90-122               |              |             |              | 2.8               | 1438      |
| 512654      | RBH120164-C | BST           | B            | 95 | 95  | 120-164              | CC..1204..   | M5.0x12     | T20          | 3.0               | 1785      |
| 512656      | RBH160204-C | BST           | B            | 95 | 95  | 160-204              |              |             |              | 3.8               | 2125      |

RBH大径双刃粗镗头 (加工范围200-1200mm)

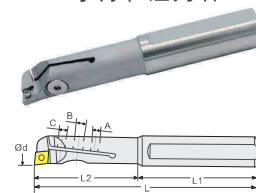
RBH Large diameter double edge rough boring head (Boring Range 200-800mm)



| 编码<br>Order | 型号<br>Model | 接口<br>Connect | 尺寸 Size (mm) |     | 镗孔范围<br>Boring Range | 刀片<br>Insert | 螺丝<br>Screw | 扳手<br>Wrench | 重量<br>Weight (kg) | 单价<br>RMB |
|-------------|-------------|---------------|--------------|-----|----------------------|--------------|-------------|--------------|-------------------|-----------|
|             |             |               | C            | L   |                      |              |             |              |                   |           |
| 512660      | RBH200-310  | BST           | 180          | 130 | 200-310              |              |             |              | 9.7               | 3000      |
| 512662      | RBH300-410  | BST           | 280          | 130 | 300-410              |              |             |              | 11.7              | 5938      |
| 512664      | RBH400-510  | BST           | 380          | 130 | 400-510              | CC..1204..   | M5.0x12     | T20          | 13.7              | 7188      |
| 512666      | RBH500-610  | BST           | 480          | 130 | 500-610              |              |             |              | 15.7              | 7500      |
| 512668      | RBH600-950  | BST           | 580          | 130 | 600-950              |              |             |              | 17.7              | 14063     |
| 512670      | RBH900-1200 | BST           | 680          | 130 | 900-1200             |              |             |              | 19.7              | 17188     |

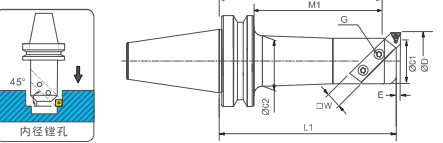
SCT 可调节镗刀杆

SCT adjustable boring bar

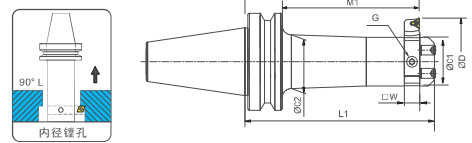


| 编码<br>Order | 型号<br>Model | 尺寸 Size (mm) |    |     |    | 镗孔范围<br>Boring Range |                  |         | 螺丝<br>Screw |         |          | 配件<br>Parts | 单价<br>RMB |
|-------------|-------------|--------------|----|-----|----|----------------------|------------------|---------|-------------|---------|----------|-------------|-----------|
|             |             | L            | L1 | L2  | ØD | d <sub>min</sub>     | d <sub>max</sub> | A       | B           | C       |          |             |           |
| 512680      | SCT-10      | 100          | 70 | 30  | 10 | 10                   | 12               | M3x5    | M4x8        | M3x4    | CC..06.. | 1100        |           |
| 512682      | SCT-12      | 105          | 65 | 40  | 12 | 12                   | 15               | M3x6.5  | M4x10       | M3x5.5  | M2.5x6   | 1100        |           |
| 512684      | SCT-15      | 110          | 60 | 50  | 16 | 15                   | 20               | M4x8    | M5x12       | M4x6    | T8       | 1100        |           |
| 512686      | SCT-20      | 120          | 60 | 60  | 20 | 20                   | 25               | M4x10   | M5x16.5     | M4x8    |          | 1100        |           |
| 512688      | SCT-25      | 140          | 70 | 70  | 25 | 25                   | 30               | M5x14   | M6x20       | M5x11   |          | 1300        |           |
| 512690      | SCT-30      | 160          | 70 | 90  | 25 | 30                   | 35               | M5x16   | M6x25       | M5x13.5 | CC..09.. | 1300        |           |
| 512692      | SCT-35      | 170          | 70 | 100 | 32 | 35                   | 40               | M6x18.5 | M8x30       | M6x16   | M4.0x8   | 1300        |           |
| 512694      | SCT-40      | 190          | 70 | 120 | 32 | 40                   | 45               | M6x21   | M8x35       | M6x18   | T15      | 1300        |           |
| 512696      | SCT-45      | 220          | 70 | 150 | 40 | 45                   | 50               | M6x24   | M8x40       | M6x21   |          | 1300        |           |

**BS 可调式粗镗孔刀柄**  
BS Adjustable rough boring toolholder



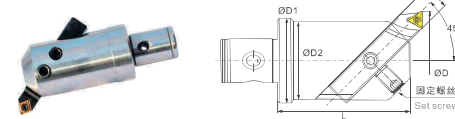
粗镗刀适用于通孔及盲孔加工 Boring Rough boring cutter, suitable for through hole and blind hole machining  
1. 刀轴与刀片平行 The chute is parallel to the blade  
2. 刀片单独定购 separately  
3. 注意的最小尺寸与L1, L2 3. Pay attention to the minimum dimension of D and L1, L2



粗镗刀，适用于通孔，也可用来反镗。  
Coarse boring cutter is suitable for through hole and reverse boring.

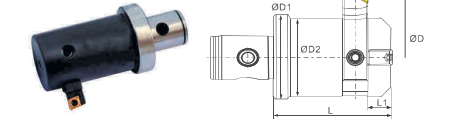
| 编码     | 型号              | 镗孔范围             |                  | 尺寸 Size (mm) |     |    |    |     | 单价  |
|--------|-----------------|------------------|------------------|--------------|-----|----|----|-----|-----|
| Order  | Model           | D <sub>min</sub> | D <sub>max</sub> | L            | M1  | C1 | C2 | □W  | RMB |
| 512300 | BT30-BSA 20-105 | 20               | 30               | 105          | 85  | 17 | 19 | 6   |     |
| 512302 | 25-120          | 25               | 38               | 120          | 100 | 20 | 24 | 1   | 8   |
| 512304 | 25-160          | 25               | 38               | 160          | 140 | 20 | 24 | 1   | 8   |
| 512306 | 30-150          | 30               | 42               | 150          | 130 | 24 | 28 | 1,6 | 8   |
| 512308 | 30-190          | 30               | 42               | 180          | 160 | 24 | 28 | 1,6 | 8   |
| 512310 | 30-210          | 30               | 42               | 210          | 190 | 24 | 28 | 1,6 | 8   |
| 512312 | 38-165          | 38               | 52               | 165          | 145 | 30 | 36 | 2,6 | 10  |
| 512314 | 38-165          | 38               | 52               | 165          | 145 | 30 | 48 | 3   | 13  |
| 512316 | 50-210          | 50               | 65               | 210          | 190 | 40 | 48 | 3   | 13  |
| 512318 | BT40-BSA 25-135 | 25               | 38               | 135          | 110 | 24 | 28 | 1   | 8   |
| 512320 | 30-150          | 30               | 42               | 150          | 125 | 24 | 28 | 1,6 | 8   |
| 512322 | 38-165          | 38               | 52               | 165          | 140 | 30 | 36 | 2,6 | 10  |
| 512324 | 50-165          | 50               | 65               | 165          | 140 | 40 | 48 | 3   | 13  |
| 512326 | 50-210          | 50               | 65               | 210          | 190 | 40 | 48 | 3   | 13  |
| 512328 | 62-165          | 62               | 90               | 165          | 140 | 50 | 58 | 2   | 16  |
| 512330 | 62-225          | 62               | 90               | 225          | 200 | 50 | 58 | 2   | 16  |
| 512332 | 72-165          | 72               | 110              | 165          | 140 | 60 | 60 | 2,4 | 19  |
| 512334 | 72-225          | 72               | 110              | 225          | 200 | 60 | 60 | 2,4 | 19  |
| 512336 | 90-165          | 90               | 125              | 165          | 140 | 75 | 62 | 4   | 19  |
| 512338 | 90-210          | 90               | 125              | 210          | 185 | 75 | 62 | 4   | 19  |
| 512340 | BT50-BSA 25-135 | 25               | 38               | 135          | 100 | 20 | 24 | 1   | 8   |
| 512342 | 30-165          | 30               | 42               | 165          | 130 | 24 | 28 | 1,6 | 8   |
| 512344 | 38-180          | 38               | 52               | 180          | 145 | 30 | 36 | 2,6 | 10  |
| 512346 | 38-230          | 38               | 52               | 230          | 195 | 34 | 38 | 10  | 10  |
| 512348 | 42-210          | 42               | 56               | 210          | 175 | 34 | 38 | 2   | 10  |
| 512350 | 42-240          | 42               | 56               | 240          | 205 | 34 | 38 | 2   | 10  |
| 512352 | 50-180          | 50               | 65               | 180          | 145 | 40 | 48 | 13  | 13  |
| 512354 | 50-240          | 50               | 65               | 240          | 205 | 40 | 48 | 13  | 13  |
| 512356 | 62-195          | 62               | 90               | 195          | 160 | 50 | 58 | 16  | 16  |
| 512358 | 62-240          | 62               | 90               | 240          | 205 | 50 | 58 | 16  | 16  |
| 512360 | 62-270          | 62               | 90               | 270          | 235 | 50 | 58 | 16  | 16  |
| 512362 | 62-300          | 62               | 90               | 300          | 265 | 50 | 58 | 16  | 16  |
| 512364 | 62-330          | 62               | 90               | 330          | 270 | 50 | 58 | 16  | 16  |
| 512366 | 62-360          | 62               | 90               | 360          | 285 | 50 | 58 | 16  | 16  |
| 512368 | 72-195          | 72               | 110              | 195          | 160 | 60 | 68 | 2,4 | 19  |
| 512370 | 72-240          | 72               | 110              | 240          | 205 | 60 | 68 | 2,4 | 19  |
| 512372 | 72-285          | 72               | 110              | 285          | 250 | 60 | 68 | 2,4 | 19  |
| 512374 | 72-320          | 72               | 110              | 320          | 280 | 60 | 68 | 2,4 | 19  |
| 512376 | 90-210          | 90               | 125              | 210          | 175 | 75 | 74 | 4   | 19  |
| 512378 | 90-250          | 90               | 125              | 250          | 215 | 75 | 76 | 4   | 19  |
| 512380 | 90-300          | 90               | 125              | 300          | 265 | 75 | 76 | 4   | 19  |
| 512382 | 105-195         | 105              | 160              | 195          | 160 | 90 | 76 | 3   | 25  |
| 512384 | 105-285         | 105              | 160              | 285          | 250 | 90 | 76 | 3   | 25  |

**BSA 45° 斜角型**  
BSA 45° Bevel Angle



| 编码     | 型号          | 镗孔范围             |                  | 尺寸 Size (mm) |    |    |    |           | 固定螺丝 | 单价 |
|--------|-------------|------------------|------------------|--------------|----|----|----|-----------|------|----|
| Order  | Model       | D <sub>min</sub> | D <sub>max</sub> | L            | D1 | D2 | □W | Set screw | RMB  |    |
| 513300 | BSA 25-LBK2 | 25               | 38               | 24           | 24 | 24 | 8  | M6x1      | 400  |    |
| 513302 | 30-LBK2     | 30               | 42               | 24           | 24 | 24 | 8  | M6x1      | 400  |    |
| 513304 | 38-LBK3     | 38               | 52               | 60           | 31 | 60 | 10 | M8x1,25   | 425  |    |
| 513306 | 50-LBK4     | 50               | 65               | 70           | 42 | 40 | 13 | M10x1,5   | 500  |    |
| 513308 | 62-LBK5     | 62               | 90               | 85           | 55 | 50 | 16 | M12x1,75  | 630  |    |
| 513310 | 72-LBK6     | 72               | 110              | 105          | 83 | 80 | 19 | M12x1,75  | 765  |    |
| 513312 | 90-LBK8     | 90               | 125              | 100          | 75 | 75 | 19 | M12x1,75  | 1450 |    |
| 513314 | 105-LBK8    | 105              | 160              | 100          | 91 | 90 | 25 | M12x1,75  | 2000 |    |

**BSB 90° 斜角型**  
BSB 90° Bevel Angle



| 编码     | 型号          | 镗孔范围             |                  | 尺寸 Size (mm) |    |    |    |           | 固定螺丝 | 单价 |
|--------|-------------|------------------|------------------|--------------|----|----|----|-----------|------|----|
| Order  | Model       | D <sub>min</sub> | D <sub>max</sub> | L            | D1 | D2 | □W | Set screw | RMB  |    |
| 513320 | BSB 25-LBK2 | 26               | 38               | 45           | 24 | 20 | 8  | M6x1      | 400  |    |
| 513322 | 38-LBK3     | 38               | 52               | 60           | 31 | 30 | 10 | M8x1,25   | 425  |    |
| 513324 | 50-LBK4     | 50               | 65               | 70           | 42 | 40 | 13 | M10x1,5   | 500  |    |
| 513326 | 62-LBK5     | 62               | 90               | 85           | 55 | 50 | 16 | M12x1,75  | 630  |    |
| 513328 | 72-LBK6     | 72               | 115              | 85           | 63 | 60 | 19 | M12x1,75  | 765  |    |
| 513330 | 90-LBK8     | 90               | 150              | 100          | 75 | 75 | 19 | M12x1,75  | 1450 |    |
| 513332 | 105-LBK8    | 105              | 190              | 100          | 90 | 90 | 25 | M12x1,75  | 2000 |    |
| 513334 |             |                  |                  |              |    |    |    |           |      |    |

**TBS-30° 舍弃式镗孔刀杆**

TBS-30° Machine clamp boring tool bar

| 编码     | 型号          | 镗孔范围             |                  | 尺寸 Size (mm) |    | 刀片         | 螺丝     | 扳手     | 单价  |
|--------|-------------|------------------|------------------|--------------|----|------------|--------|--------|-----|
| Order  | Model       | D <sub>min</sub> | D <sub>max</sub> | L            | D  | Insert     | Screw  | Wrench | RMB |
| 513340 | TBS 306-20L | 20               | 30               | 20           | 6  | TC..0902.. | M2,2x6 | T6     | 300 |
| 513342 | 308-25L     | 25               | 42               | 25           | 8  | TC..0902.. | M2,2x6 | T6     | 300 |
| 513344 | 310-36L     | 30               | 50               | 36           | 10 | TC..0902.. | M2,2x6 | T6     | 300 |
| 513346 | 313-48L     | 50               | 70               | 48           | 13 | TC..1102.. | M2,5x8 | T8     | 300 |
| 513348 | 316-60L     | 70               | 90               | 60           | 16 | TC..1102.. | M2,5x8 | T8     | 400 |
| 513350 | 319-90L     | 90               | 135              | 90           | 19 | TC..16T3.. | M4,0x9 | T15    | 500 |
| 513352 | 325-135L    | 140              | 190              | 135          | 25 | TC..16T3.. | M4,0x9 | T15    | 600 |

**TBS-45° 舍弃式镗孔刀杆**

TBS-45° Machine clamp boring tool bar

| 编码     | 型号          | 镗孔范围             |                  | 尺寸 Size (mm) |    | 刀片         | 螺丝     | 扳手     | 单价  |
|--------|-------------|------------------|------------------|--------------|----|------------|--------|--------|-----|
| Order  | Model       | D <sub>min</sub> | D <sub>max</sub> | L            | D  | Insert     | Screw  | Wrench | RMB |
| 513360 | TBS 406-20L | 20               | 30               | 20           | 6  | TC..0902.. | M2,2x6 | T6     | 300 |
| 513362 | 408-25L     | 25               | 42               | 25           | 8  | TC..0902.. | M2,2x6 | T6     | 300 |
| 513364 | 410-36L     | 38               | 52               | 45           | 10 | TC..0902.. | M2,2x6 | T6     | 300 |
| 513366 | 410-50L     | 50               | 70               | 42           | 13 | TC..1102.. | M2,5x8 | T8     | 300 |
| 513368 | 413-60L     | 50               | 65               | 60           | 13 | TC..1102.. | M2,5x8 | T8     | 300 |
| 513370 | 416-75L     | 62               | 90               | 75           | 16 | TC..1102.. | M2,5x8 | T8     | 400 |
| 513372 | 419-90L     | 72               | 110              | 90           | 19 | TC..16T3.. | M4,0x9 | T15    | 400 |
| 513374 | 419-115L    | 92               | 125              | 115          | 19 | TC..16T3.. | M4,0x9 | T15    | 400 |
| 513376 | 425-130L    | 105              | 160              | 130          | 25 | TC..16T3.. | M4,0x9 | T15    | 600 |

**CBS-30° 舍弃式镗孔刀杆**

CBS-30° Machine clamp boring tool bar

| 编码     | 型号          | 镗孔范围             |                  | 尺寸 Size (mm) |    | 刀片         | 螺丝      | 扳手     | 单价  |
|--------|-------------|------------------|------------------|--------------|----|------------|---------|--------|-----|
| Order  | Model       | D <sub>min</sub> | D <sub>max</sub> | L            | D  | Insert     | Screw   | Wrench | RMB |
| 513410 | CBS 306-20L | 20               | 30               | 20           | 6  | CC..0602.. | M2,5x6  | T8     | 300 |
| 513412 | 308-25L     | 25               | 42               | 25           | 8  | CC..0602.. | M2,5x6  | T8     | 300 |
| 513414 | 310-36L     | 38               | 50               | 36           | 10 | CC..0602.. | M2,5x6  | T8     | 300 |
| 513416 | 313-48L     | 50               | 70               | 48           | 13 | CC..09T3.. | M4,0x9  | T15    | 400 |
| 513418 | 316-60L     | 70               | 90               | 60           | 16 | CC..09T3.. | M4,0x9  | T15    | 400 |
| 513420 | 319-90L     | 90               | 135              | 90           | 19 | CC..1204.. | M5,0x12 | T20    | 500 |
| 513422 | 325-135L    | 140              | 190              | 135          | 25 | CC..1204.. | M5,0x12 | T20    | 600 |

**CBS-45° 舍弃式镗孔刀杆**

CBS-45° Machine clamp boring tool bar

| 编码     | 型号          | 镗孔范围             |                  | 尺寸 Size (mm) |    | 刀片         | 螺丝      | 扳手     | 单价  |
|--------|-------------|------------------|------------------|--------------|----|------------|---------|--------|-----|
| Order  | Model       | D <sub>min</sub> | D <sub>max</sub> | L            | D  | Insert     | Screw   | Wrench | RMB |
| 513430 | CBS 406-20L | 20               | 30               | 20           | 6  | CC..0602.. | M2,5x6  | T8     | 300 |
| 513432 | 408-30L     | 25               | 38               | 30           | 8  | CC..0602.. | M2,5x6  | T8     | 300 |
| 513434 | 408-35L     | 30               | 42               | 35           | 8  | CC..0602.. | M2,5x6  | T8     | 300 |
| 513436 | 410-45L     | 38               | 52               | 45           | 10 | CC..09T3.. | M4,0x9  | T15    | 300 |
| 513438 | 410-50L     | 42               | 56               | 50           | 10 | CC..09T3.. | M4,0x9  | T15    | 300 |
| 513440 | 413-60L     | 50               | 65               | 60           | 13 | CC..09T3.. | M4,0x9  | T15    | 300 |
| 513442 | 413-75L     | 62               | 90               | 75           | 13 | CC..09T3.. | M4,0x9  | T15    | 400 |
| 513444 | 419-115L    | 90               | 125              | 115          | 19 | CC..1204.. | M5,0x12 | T20    | 500 |
| 513446 | 425-150L    | 105              | 160              | 150          | 25 | CC..1204.. | M5,0x12 | T20    | 600 |

**SBS-30° 舍弃式镗孔刀杆**

SBS-30° Machine clamp boring tool bar

| 编码     | 型号          | 镗孔范围             |                  | 尺寸 Size (mm) |    | 刀片         | 螺丝     | 扳手     | 单价  |
|--------|-------------|------------------|------------------|--------------|----|------------|--------|--------|-----|
| Order  | Model       | D <sub>min</sub> | D <sub>max</sub> | L            | D  | Insert     | Screw  | Wrench | RMB |
| 513480 | SBS 306-20L | 20               | 30               | 20           | 6  | TP..0902.. | M2,5x6 | T8     | 300 |
| 513482 | 308-25L     | 25               | 42               | 25           | 8  | TP..0902.. | M2,5x6 | T8     | 300 |
| 513484 | 310-36L     | 38               | 50               | 36           | 10 | TP..1103.. | M3,0x8 | T10    | 300 |
| 513486 | 313-48L     | 50               | 70               | 48           | 13 | TP..1103.. | M3,0x8 | T10    | 300 |
| 513488 | 316-60L     | 70               | 90               | 60           | 16 | TP..1603.. | M4,0x9 | T15    | 400 |
| 513490 | 319-90L     | 90               | 135              | 90           | 19 | TP..1603.. | M4,0x9 | T15    | 500 |
| 513492 | 325-135L    | 140              | 190              | 135          | 25 | TP..1603.. | M4,0x9 | T15    | 600 |

**SBS-45° 舍弃式镗孔刀杆**

SBS-45° Machine clamp boring tool bar

| 编码     | 型号          | 镗孔范围             |                  | 尺寸 Size (mm) |    | 刀片         | 螺丝     | 扳手     | 单价  |
|--------|-------------|------------------|------------------|--------------|----|------------|--------|--------|-----|
| Order  | Model       | D <sub>min</sub> | D <sub>max</sub> | L            | D  | Insert     | Screw  | Wrench | RMB |
| 513500 | SBS 406-20L | 20               | 30               | 20           | 6  | TP..0902.. | M2,5x6 | T8     | 300 |
| 513502 | 408-25L     | 25               | 42               | 25           | 8  | TP..0902.. | M2,5x6 | T8     | 300 |
| 513504 | 410-45L     | 38               | 52               | 45           | 10 | TP..1103.. | M3,0x8 | T10    | 300 |
| 513506 | 410-50L     | 42               | 56               | 50           | 10 | TP..1103.. | M3,0x8 | T10    | 300 |
| 513508 | 413-60L     | 50               | 65               | 60           | 13 | TP..1103.. | M3,0x8 | T10    | 300 |
| 513510 | 416-75L     | 62               | 90               | 75           | 16 | TP..1603.. | M4,0x9 | T15    | 400 |
| 513512 | 419-90L     | 72               | 110              | 90           | 19 | TP..1603.. | M4,0x9 | T15    | 400 |
| 513514 | 419-115L    |                  |                  |              |    |            |        |        |     |

LBK 倒角刀

LBK Chamfering cutter

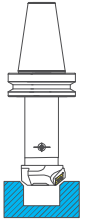
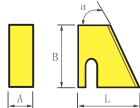
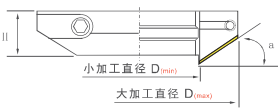


Table with 2 columns of product specifications for LBK chamfering cutters, including model, dimensions, and pricing.

Table with 2 columns of product specifications for LBK chamfering cutters, including model, dimensions, and pricing.

TBL 固定式双刃粗镗刀杆

TBL Fixed double edge rough boring bar

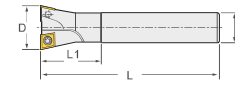


Table with 2 columns of product specifications for TBL fixed double edge rough boring bars, including model, dimensions, and pricing.

TBC 固定式双刃粗镗头

TBC Fixed double edge rough boring head

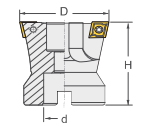


Table with 2 columns of product specifications for TBC fixed double edge rough boring heads, including model, dimensions, and pricing.

卡式刀座 Cutter Toolholder

SCFCR



STFPR

STFPR

STGCL

STGCL

Table with 2 columns of product specifications for SCFCR toolholders, including model, dimensions, and pricing.

Table with 2 columns of product specifications for STFPR toolholders, including model, dimensions, and pricing.

Table with 2 columns of product specifications for SRSCR toolholders, including model, dimensions, and pricing.

Table with 2 columns of product specifications for STGCL toolholders, including model, dimensions, and pricing.

Table with 2 columns of product specifications for SRSCR toolholders, including model, dimensions, and pricing.

Table with 2 columns of product specifications for STGCL toolholders, including model, dimensions, and pricing.

Table with 2 columns of product specifications for SSSPR toolholders, including model, dimensions, and pricing.

Table with 2 columns of product specifications for STSPR toolholders, including model, dimensions, and pricing.

Table with 2 columns of product specifications for SSSPR toolholders, including model, dimensions, and pricing.

Table with 2 columns of product specifications for STSPR toolholders, including model, dimensions, and pricing.

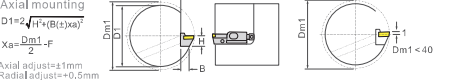
Table with 2 columns of product specifications for STFCR toolholders, including model, dimensions, and pricing.

Table with 2 columns of product specifications for STSCR toolholders, including model, dimensions, and pricing.

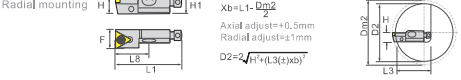
Table with 2 columns of product specifications for SSSPR toolholders, including model, dimensions, and pricing.

Table with 2 columns of product specifications for STSCR toolholders, including model, dimensions, and pricing.

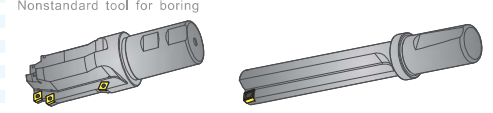
轴向安装 Axial mounting



径向安装 Radial mounting



非标孔加工刀具 Nonstandard tool for boring



Compound boring cutter

Fixed size drill

- High efficiency: one tool can be used in a single process to complete multiple work steps.
High rigidity: due to its special design, the tool can be designed into the highest rigidity structure according to the processing requirements.
Super flexible: both super long and super large cutters and special shaped cutters can be customized for you.

定制非标刀具的一般步骤 Custom non-standard tool of the general steps:

- 第一步: 提供工件加工图纸, 并详细注明需要加工位置的尺寸要求及工件的材质、硬度。
第二步: 指定刀具结构的形式, 可以是BT等整体式主轴柄, 也可以是副柄或斜柄等直柄或其它任何形式的接口。
第三步: 尽可能详细的提供下述资料以便我们为定制化定制最符合您需求的刀具。
机床类型 Machine Type
机床功率 (KW) Machine power (KW)
最大转速 (RPM) Maximum speed (RPM)
最大冷却液压力 Maximum Coolant Pressure
钻头旋转 Rotary Drill
垂直钻削 Vertical Drilling
冷却方式 Cooling 内冷 Cooled 外冷 External cooling
机床刚性 Machine rigidity 高高 High 一般 Common 差 Low